Gesamtkatalog

Main catalogue

Walter Bethke
GmbH & Co. KG

Das 1963 gegründete Familienunternehmen Walter Bethke GmbH & Co. KG liefert jährlich mehr als 130 Millionen qualitätsgesicherte technische Kunststoff- und Hybridteile für die unterschiedlichsten Branchen in nahezu alle Regionen der Welt.

Dabei ist die eigene Entwicklung und Konstruktion mit Werkzeug- und Vorrichtungsbau für die rund 40 hochqualifizierten Mitarbeiterinnen und Mitarbeiter ebenso selbstverständlich wie die eigene Montage oder die Veredelung der auf modernsten Spritzgussmaschinen gefertigten Produkte.

Durch eine vorausschauende Logistik mit über 80 Millionen Teilen im eigenen Lager und einer hocheffizienten IT-Struktur sind wir jederzeit in der Lage, unseren unterschiedlichen Kunden branchenorientiert „alles aus einer Hand“ zu bieten - und das zu fairsten Konditionen.

Founded in 1963, the family-owned company Walter Bethke GmbH & Co. KG supplies more than 130 million quality-assured technical plastic and hybrid parts for a wide range of industries in almost every region of the world every year.

In-house development and design with tool and fixture construction is just as much a matter of course for the approximately 40 highly qualified employees as in-house assembly or finishing of the products manufactured on state-of-the-art injection moulding machines.

Thanks to forward-looking logistics with over 80 million parts in our own warehouse and a highly efficient IT structure, we are always in a position to offer our various customers “everything from a single source” in an industry-orientated manner - and at the fairest conditions.

Was auch immer Sie suchen: In unserem Gesamtkatalog oder in unserem tagesaktuellen Webshop werden Sie fast immer fündig. Und sollte einmal nicht das Passende dabei sein, sprechen Sie uns an. Unser Verkaufsteam berät Sie gerne und findet gemeinsam mit Ihnen eine Lösung.

Mit besten Grüßen

Klaus-Dieter Bethke und Burkhard Bethke
Geschäftsführer der Walter Bethke GmbH & Co. KG

Whatever you are looking for: You will almost always find what you are looking for in our complete catalogue or in our online shop, which is updated daily. And if you can't find what you're looking for, just get in touch with us. Our sales team will be happy to advise you and work with you to find a solution.

Best regards

Klaus-Dieter Bethke and Burkhard Bethke
CEOs of Walter Bethke GmbH & Co. KG

Zertifikat DE11/2675
Walter Bethke GmbH & Co. KG
ISO 9001:2015

Zertifikat DE09/54486
Walter Bethke GmbH & Co. KG
ISO 14001:2015

This is a translation of the certificate DE11/2675
Walter Bethke GmbH & Co. KG
ISO 9001:2015

This is a translation of the certificate DE09/54486
Walter Bethke GmbH & Co. KG
ISO 14001:2015

Die Walter Bethke GmbH & Co. KG ist nach ISO 9001 und ISO 14001 zertifiziert

The Walter Bethke GmbH & Co. KG is certified to ISO 9001 and ISO 14001

Information „Gesamtkatalog b-plastic“

Unser Gesamtkatalog bietet Ihnen einen Überblick über unser umfangreiches Standardsortiment.

Dieses ist in Produktkategorien, Unterkategorien und Produktgruppen unterteilt. Zu jeder Produktgruppe erhalten Sie eine Kurzbeschreibung mit den wichtigsten Angaben zu technischen Abmessungen, Material und Farbe.

Für weitere Informationen über die b-plastic Produktpalette besuchen Sie bitte unsere Website mit unserem täglich aktualisierten Webshop oder wenden Sie sich direkt an unser Verkaufsteam.

Auf unserer Website www.b-plastic.com finden Sie unter anderem folgende Informationen:

- Ansprechpartner und Kontaktdaten
- Aktuelle Staffelpreise zu jedes Produkt
- Allgemeine Bestellhinweise
- Allgemeine Geschäftsbedingungen (AGB)
- Bestellmöglichkeiten für Muster und Bedarfsmengen
- Produktneuheiten
- Allgemeine Materialinformationen
- Referenzindustrien
- und vieles mehr

Bitte beachten Sie, dass wir nur an gewerbliche Kunden aus Industrie und Handel liefern. Den Lieferungen liegen ausschließlich unsere allgemeinen Bestellhinweise und Geschäftsbedingungen zugrunde.

Einige Seiten unserer Webseite:

Information “Main catalogue b-plastic”

Our complete catalogue offers you an overview of our extensive standard range.

This is divided into product categories, sub-categories and product groups. For each product group you will find a brief description with the most important information on technical dimensions, material and colour.

For more information about the b-plastic product range, please visit our website with our daily updated web shop or contact our sales team directly.

On our website www.b-plastic.com, you will find, among other things, the following information:

- Contact person and contact details
- Current scaled prices for each product
- General Order Information
- General terms and conditions (GTC)
- Ordering options for samples an re quired quantities
- Product news
- General material information
- Reference industries
- and much more

Please consider that shipments are made exklusively to commercial customers on the bases of our General order information and terms of delivery and payment.

Some pages from our website:

Startseite/
Homepage

Bilderindex/
Picture index

Produktdetailseite/
Product page

Bestellhinweise/
Ordering information

Maschinen- und Apparatefüße / Machine and apparatus feet

Stellfuß Kunststoff / Gummi - Stahlgewinde verzinkt — Plastic feet / rubber - steel thread zinc-plated

MFPA
28

MFEA
28

MFPAH
29

MFEF
30

MFPF
31

MFCB
32

MFCW
33

Stellfuß Kunststoff / Gummi - Edelstahlgewinde — Plastic feet / rubber - stainless steel thread

MFHP
34

MFHPG
35

MFHPR
36

GFB
36

GFS
37

MFEP
37

MFES
38

MFPAB
39

MFPAS
40

MFPFS
41

MFCSB
42

MFCSW
42

MFTG
43

Stellfuß Kunststoff - Kunststoffgewinde — Plastic feet - plastic thread

35
44

Stellfuß Stahl / Gummi - Stahlgewinde verzinkt — Steel feet / rubber - steel thread zinc-plated

33
45

34
46

MFAG
46

MFAM
47

MFANV
47

MFANZ
47

MFAP
48

MFAR
48

MFAV
49

MFDZ
49

MFSR
50

MFSZ
50

Stellfuß Stahl - Stahlgewinde verzinkt — Steel feet - steel thread zinc-plated

MFDA
51

MFDC
52

MFDD
52

MFRH
53

MFSA
53

MFSB
54

MFSF
55

Stellfuß Stahl - Stahlgewinde verzinkt / Steel feet - steel thread zinc-plated

MFSG 56

MFSH 57

MFSL 58

MFSM 58

MFSP 59

MFSV 60

MFTZ 61

Stellfuß Edelstahl / Gummi - Edelstahlgewinde / Stainless steel feet / rubber - stainless steel thread

MFHX 62

MFHXB 63

MFM 64

MFMB 65

MFMB2 65

MFK 66

MFAF 67

MFANS 67

MFAS 67

MFDR 68

MFSSB 68

MFSSR 69

MFSSV 70

MFTH 70

MFTM 71

MFTP 71

MFTV 72

Stellfuß Edelstahl - Edelstahlgewinde / Stainless steel feet - stainless steel thread

MFJ 73

MFHJ 74

MFKJ 75

MFG 76

MFHG 77

MFKG 78

MFCF 79

MFKCF 79

MFDH 80

MFSSA 81

MFSSC 81

MFSSD 82

MFSSE 83

MFSSF 83

MFSSG 84

MFSSH 84

MFSSL 85

MFTE 86

MFTD 86

MFTA 87

MFTB 87

Zubehör — Accessories

SPP 88
SPPR 89
SPS 89
SKM 90

Höhenverstellelemente / Adjustment and Levelling Parts

Stellfüße (-gleiter) mit festem oder drehbarem Fuß — Levelling feet (glides) with fixed or rotatable foot

JT/PP 92
JT/PP ISK 92
JTH 93
JTH ISK 94
JTH BF/TPE/GP 94
JPR 95
JPR ISK 96
JTE/PP 96
JTE/PP ISK 97
JTHE 98
JTHE ISK 98
JPRE 99
JPRE ISK 100
PRG 100
PRA-PRD 101
PBRB-D 101
H 725 102
JTM 102
JTM ISK 105
PRGB 105
PRGC 106
F 106
FR 106
74 107
79 107
79 ISK 107
KL 108
KFS 108
TS 109
TV 110
KFO 111
88 112
88 ISK 112
LV 113
LS 113
LSF 114
41 114
42 115
RPM 116
RPMG 116
71 116
70 117
70 ISK 119
70 F 119
70 F ISK 121
70H 121
92PA 122
92TPE 122
KT 123

Stellfüße (-gleiter) mit festem oder drehbarem Fuß — Levelling feet (glides) with fixed or rotatable foot

KTGC 124

KS 124

KW 125

KFR 125

KFRG 126

LR 126

LRF 127

F R

F P

F S

SFK 129

Deckenverspannschrauben — Overhead bracing screws

D 130

Gewindestopfen — Threaded inserts

RG 131

IRAF 132

RGL 132

RGMGK 133

RGM 134

R 40 136

RGML 136

RGMM 137

RGMS 138

VG 139

VG/RE 140

QAF 140

RAF 141

VGMGK 141

VGM 143

40 145

CG 145

CGM 145

J 146

VGMM 146

VGMS 147

OG 148

ZN/RU 148

ZN/Q 148

ZN/RE 149

ZN/OV 149

Justierstopfen — Adjustable feet

RJ
150

RJAF
151

RJG
152

RJB
153

RJGB
153

RJ SPEZIAL
154

RJLR
155

RJLS
155

RJLM
155

RJLB
156

RJLF
156

RJLF2
157

PSRS
157

VJ
158

VJAF
159

VJG
160

VJGR
160

VJR
161

VJRAF
161

VJ/RE
162

VJAF/RE
162

VJG/RE
163

VJK/R
163

VJLQ1
165

VJLQ2
165

VJLQ3
165

VJLQ4
166

OVJ
166

OVJAF
167

OVJG
167

Stellfüße und Gleiter / Feet and glides

Gelenkgleiter — Tilt glides

GG 2000
170

GGH 2000
171

GGUG 2000
172

GGF 2000
173

GGM 2000
174

DGG
175

DGGF
175

DGGM
176

DGV
176

DGVF
176

DGVM
177

97
177

PS-PSG
178

94
178

94F
179

94E
179

KGG/R
180

PGSI
181

KGG/V
182

Winkelgleiter — Angle glides

WL 183

WLAF 183

MF 183

Z 184

ZF 184

ZL 185

ZV 185

Gleitkappen — Glide caps

RGK 186

RGK/F 186

RGK/H 187

RGKL 188

RGKLF 188

RGKLK 189

RGXW 189

XWE 190

OGK/PE 190

OGK2 191

OGK2/F 191

OGK2/H 192

OGKL 192

OGKLF 193

OGKLK 193

VGK 193

Klemmschalengleiter — Clamping shell glides

KSGSL 194

KSGSLF 194

KKSG 194

KKSGUG 195

KKSGF 195

KKSGH 196

KSG 196

KSGF 197

KSGH2 197

KSGUG 197

KSGW 198

KSGW 2 198

KSGA 198

KSGAF 199

KSGH 199

SP 199

SPOZ 200

SPL 200

Schalen- und Kufengleiter — Saddle and sled glides

X
201

XF
201

XK
201

XR
202

XG
202

XGF
203

XGK
203

XW
204

XWE
204

SG
205

SGR
205

SGRF
206

SGRH
206

SGX
206

SGRX
207

SGXF
207

SGRXF
208

SGXH
208

SGRXH
209

SGXT
209

SGRXT
210

XC
210

X2
210

XF2
211

XG2
211

XGF2
211

GK
212

GKF
212

GKV
213

GKVF
213

SSE1
214

SSE2
214

PGB
215

PGZ
215

PGZF
215

Gleiter / Stopfen mit geradem Boden — Glides / plugs with plane base

EF
216

GLK
216

GLEPA
217

GLEPOM
217

GLF
218

GLAF
218

GLH
219

GLH2
219

GLUG
220

IRF
220

PFF
220

MGS
221

UGK
221

GLRS
221

IRAP
222

IRN
222

IRG/PE
223

IRG/PVC
223

VLH
223

VLUG
224

VLF
224

Gleiter / Stopfen mit geradem Boden — Glides / plugs with plane base

QIAF 224

VLAF/Q 225

VLAF/R 225

OVLAF 226

Gleiter / Stopfen mit schrägem Boden — Glides / plugs with angled base

RS 227

RSAF 228

RSUG 228

RSF 229

RSH 229

RSEPA 229

RSEPOM 230

SRS 230

RSG 231

RSGF 231

OVLS 232

OVLSF 232

VS/Q 232

VS/R 233

VGSL/Q 233

VGSL 233

VGRL/Q 234

VGRL 234

Nagel- Schraub- und Klebefüße (-gleiter) — Nail, screw and adhesive feet (-glides)

GRP 235

GRPES 235

GRFL 236

GRFH 236

GRFW 237

GR 237

GRG 238

GRF 238

GRF o.S. 239

PC 239

RMS o.S. 240

RMSH 240

GO 240

GOG 241

GOF 241

GMZ 242

GMS 242

UGN/RU 243

UGN/RE 243

UGS/RU 244

UGS/RE 244

UG/RE 244

UG/RU 245

UG/OV 246

UG/DK 246

MBF 246

MBFD 247

MBFE 247

Nagel- Schraub- und Klebefüße (-gleiter) / Nail, screw and adhesive feet (-glides)

MBFG
248

MBFH
248

MBFL
249

MBFO
249

MBFS
250

MBFV
250

MBFQ
251

MBFQK
251

MBFQT
251

PR/PP
252

PR/PVC
252

PRAF/PVC
253

Gleitrollen / Glide wheels

GLR
254

VLR
254

Sonstige Gleiter / Füße für Gestelle / Other glides / feet for frames

UGG
255

TF
255

FG
256

VLA
256

Stopfen und Kappen / Plugs and caps

Lamellenstopfen für Rund- und Ovalrohre / Lamellar plugs for round and oval tubes

GL
258

GLZ
259

SRL
259

SFL
260

ITSA
261

DLZ
262

OVL
262

OVL/GD
263

OVLN
264

OVN
264

Lamellenstopfen für Quadrat- und Rechteckrohre — Lamellar plugs for square and rectangular tubes

VL/Q
265

VL/R
266

VSFL/RE
268

VSFL
269

Runde und ovale Sichtstopfen — Round and oval viewing plugs

ITSAC
270

CTM
270

CRM
270

CGR
271

CGRM
272

COM
272

COC
273

COCM
273

Quadratische und rechteckige Sichtstopfen — Square and rectangular viewing plugs

VLQD
274

B 44
274

CQM
275

CGQ
275

CGQM
276

VLRD
276

B 45
277

B 46
277

CRTM
278

CRG
278

CRGM
278

Blend-, Abdeck-, Verschluss- und Schutzstopfen — Covering plugs and protection plugs

LBS1
280

LBS2
280

VST
281

HSA
281

HBS
282

BS
283

CM
284

PSS
284

BVST
286

Kugelkappen — Ball caps

PNA
287

KKASB
287

KKASG
288

CS
288

KKO
289

Kappen für Rund- und Ovalrohre — Caps for round and oval tubes

K/PVC
290

K/PE
290

PSP
291

EC
291

EL
292

EB
292

TKR
292

OK
293

PSPO
294

Kappen für Quadrat- und Rechteckrohre — Caps for square and rectangular tubes

TKV
295

VKPE
296

Schutzkappen — Protection caps

LSE
297

RSK
297

LSK
299

SKS
299

SKSF
300

SAB
300

Bedienelemente / Control hardware

Stern- und Rändelgriffe — Star and knurled handles

73
302

75
302

76
303

VGF
303

VCF
304

STG1A
304

STG1B
305

Stern- und Rändelgriffe — Star and knurled handles

STG2A
305

STG2B
306

STGS
307

STGM
307

STG3A
308

STG3B
309

STG3BO
310

VJB
310

VJS
311

VJF
311

77
312

78
312

STGR
313

STGRM
313

VZF
314

VZC
314

DSTS
315

DSTA
315

DSTB 60
316

DSTM 60
316

DSTD
317

DSTE
318

DSTF
318

DSTG
319

DSTH
319

DSTK
320

DSTL
320

Kreuzgriffe — Cross handles

83
321

84
321

KRG1A
322

KRG1B
323

KRGS
323

KRG2A
324

KRG2B
324

KRGO
325

KRGOM
325

VKGS
326

VKGM
327

VKGO
327

Flügelschrauben und -muttern / T-Griffe — Wing screws and nuts / T-handles

DGA
328

DCA
328

BB 28
328

BC 32
329

BA 32
330

BE 68
330

BC 68
331

FSI
331

FSB
332

FMB
332

FSIS
333

FSO
333

FMBS
333

FMG
334

Flügelschrauben und -muttern / T-Griffe — Wing screws and nuts / T-handles

FMO
334

FSG
335

BK
336

BL
336

TGS
337

TGB
337

TGG
337

Rändelschrauben und - muttern — Knurled screws and nuts

BH 15
338

BI 22
338

BG 22
339

RDS
339

RDGS
340

RDGM
340

RDGMRS
340

RDSO
341

RDMO
341

SES
342

AES
342

Knöpfe, Schaltknöpfe, Kugelknöpfe — Knobs, control knobs, ball knobs

KNFL
343

KNRU
343

KNRG
343

KNRE
344

KNOP
344

KNOS
344

KNOF
345

KNOG
345

KNOB
345

KNMR
346

KNMG
346

KNMK
346

KNGL
347

KNGK
347

KNGA
347

KNSB
348

KNSK
348

KKB/ST
348

KKC
349

Klemmhebel — Clamping levers

KLH2M
350

KLH2B
350

KLH3M
351

KLH3B
351

KLH4M
352

KLH4B
352

KLH4E
353

Klemmhebel — Clamping levers

KLH5M
353

KLH5B
354

KLH6M
354

KLH6B
355

KLH7M
355

KLH7B
356

KLH8M
356

KLH8B
357

KLH9M
357

KLH9B
358

KLH10M
359

KLH10B
359

KLH11M
360

KLH11B
360

Bügelgriffe, Schalengriffe — U-handles, shell handles

GRI
361

BGK
361

BGL
362

BGM
362

BGP
362

BGA
363

BGB
363

BGD
364

BGE
364

BGF
365

BGH
365

BGI
365

BGMG
366

BGMB
366

BGUB
366

BGUG
367

BGUM
367

BGUD
367

BGST
368

BGED
368

BGEB
368

BGES
369

SGPP
369

SGBO
370

SGGB
370

SGKG
370

SGKO
371

RGR
371

RGA
371

RGB
372

Handgriffe — Handles

HGZR
373

HGZB
373

HGKD
373

HGKA
374

HGKE
374

HGKR
374

HGRE
375

Handgriffe — Handles

HGZG
375

HGOL
376

HGOK
376

HGBB
377

HGBS
377

HGZP
377

HGST
378

UGZ
378

DZGB
379

DZGS
379

DZGK
380

DZGH
380

Handräder und Handkurbeln — Hand wheels and crank handles

SHR2A
381

SHR2B
381

SHR2C
382

SHR2D
382

SHR4A
383

SHR4B
384

SHR4C
384

SHR4D
385

SHR4E
385

SHR4G
386

SHRA
386

SHRB
386

SHRC
387

SHRD
387

SHRE
387

SHRG
388

HKRV
388

HKRM
388

HKRL
389

HKRS
389

HKRQ
390

HKRD
390

HKKS
391

HKKQ
391

HKKD
392

Verbindungselemente / Joining and fastening elements

Universelle reibschlüssige Verbinder — Universal friction-type connectors

RVB 90
394

RVB 180
395

RVB 180/2
396

Zusammengesetzte Expanderbuchsen mit Bund — Assembled expander bushes with collar

EBQ
397

EBQMH
398

EBQMV
399

EBQM2
400

EBR
401

EBRMH
402

EBRMV
402

EBRM2
403

EBRU
404

EBRUMH
405

EBRUMV
406

EBRUM2
407

Zusammengesetzte Expanderbuchsen ohne Bund — Assembled expander bushes without collar

EVQ
408

EVQMH
409

EVQMV
410

EVQM2
411

EVR
412

EVRMH
413

EVRMV
414

EVRM2
415

EVRU
416

EVRUMH
417

EVRUMV
418

EVRUM2
419

EVDRAD
420

Eckverbinder mit Bund — Corner connector with collar

EVBV
421

SEQ
421

SEQM
422

SEQM2
422

SEQMH
423

SVBV
423

SVBVM
424

SVOQ
424

EVBR
425

SVBR
425

SER
426

SERM
426

SERM2
427

SVF
428

SVFM
428

SVOR
429

SVORB
429

SVORA
430

EVRUB
430

SVOK
431

SVBO
431

SVBOM
432

Eckverbinder ohne Bund — Corner connector without collar

SEV
433

SEVM
434

SEVMH
435

SEVM3
436

SEVM5
436

SEVV
437

SEVVM
437

SEVVMH
438

SEVVM2
438

SEVVM3
439

Steckverbinder — Connectors

KVG/Q
440

KVW
440

KVWA
441

KVT
441

KVTA
442

KVK
442

KVKA
442

KVS
443

Steckverbinder mit Stahlkern — Connectors with steel core

KVWSTK
444

KVWASTK
444

KVTSTK
445

KVTASTK
445

KVKSTK
446

Steckverbinder mit Gelenk — Connectors with joint

KGV/R
447

KGV/Q
447

Blindmuttern, Nieten, Treibstifte, Krampen — Blind nuts, Rivets, driving pins, cramps

IBM
448

96
448

SPN
449

TBS
450

SBF
450

113
451

137
451

Blindmuttern, Nieten, Treibstifte, Krampen — Blind nuts, Rivets, driving pins, cramps

91/92
452

HSK
453

HPT
453

HBNH
454

Zaunzubehör — Fence accessories

SH 120
455

SH 500
455

ÖK
455

EKSZ
456

Diverse Kleinteile / Diverse small parts

Haftsauger / Elastische Puffer und Füße — Suction pads / Flexible bumpers and feet

S
458

FBP
458

PT
458

GAH
459

GS
459

GS 2
459

GVC
460

GUR
460

HGF
460

GF
461

EP
461


UEP
462

UKP/OV
463

UKP/RE
463

UKP/RU
463

UKP/Q
464

FZK/OV
464

FZK/RE
464

FZK/RU
465

FZK/Q
465

Distanzelemente und Lagerbuchsen / Washers, spacers and bushes

Distanzstücke und Unterlegscheiben — Spacers and washers

BD/BRD/PD
468

05
469

53
470

50
471

51
471

60
472

63
472

Distanzstücke und Unterlegscheiben — Spacers and washers

64
473

55
474

57A
474

52
475

TD
476

Kupplungs- und Satteldistanzstücke — Fittings and saddle washers/spacers

57C
477

57D
477

USD
478

102
486

TDI
486

PIT
487

PIC
487

Gleitlager- und Isolierbuchsen — Plain bearing and insulating bushes

LTBB
488

08
489

103
489

18
490

LTI
491

Elektrozubehör / Electro accessories

Kabelführungen und Zubehör — Cable guides and accessories

KBFH
494

KBKO
494

KBKR
495

KBKA
495

KBKE
496

KBKU
496

KBKS
497

KBKG
497

KBKKL
498

KHT
498

KZE
499

Kabeldurchführungen / -tüllen — Cable bushings / grommets

KDJ
500

PCS
500

KDM
500

KDW
501

KDL
501

HSD
502

HOT
503

Kabeldurchführungen / -tüllen — Cable bushings / grommets

HUZ
503

KD
504

Weitere Produkte — More products

Für weitere Informationen zu unserer Kategorie „Kabelmanagement“ steht Ihnen unter der Rubrik „Download“ ein zusätzlicher virtueller Katalog **„Kabelmanagement“** zur Verfügung. Gerne können Sie sich auch direkt an unser Verkaufsteam unter der Telefonnummer +49 (0) 21 66 95 22 0 wenden.

*For more information on our ‘**Cable management**’ category, you can find an additional virtual ‘Cable management’ catalogue under the ‘Download’ heading. You are also welcome to contact our sales team directly on +49 (0) 21 66 95 22 0.*

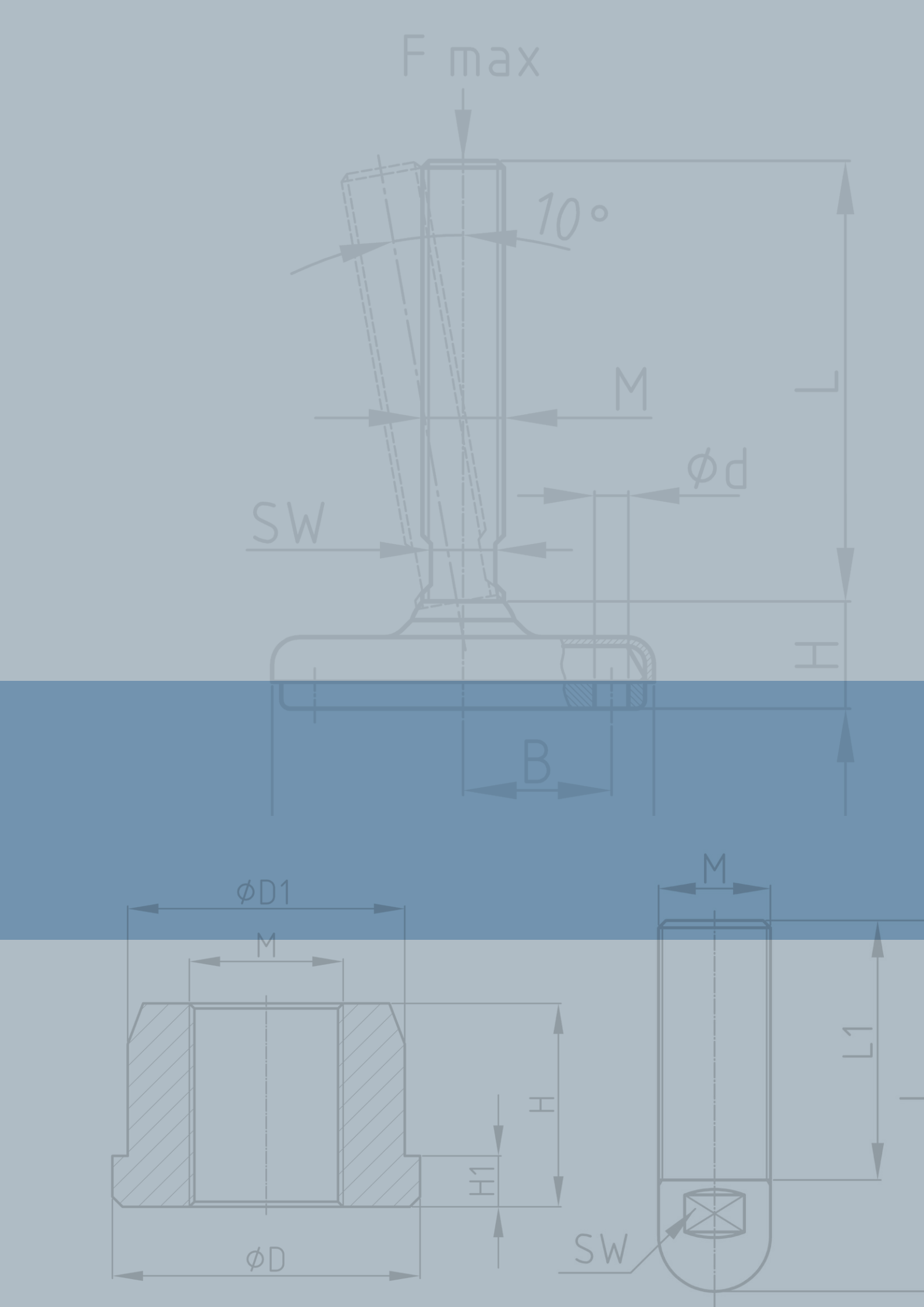
F max
10°
M
L
Ød
SW
H
B
ØD1
M
H
H1
ØD
M
L1
SW



Maschinenfüße

Machine feet

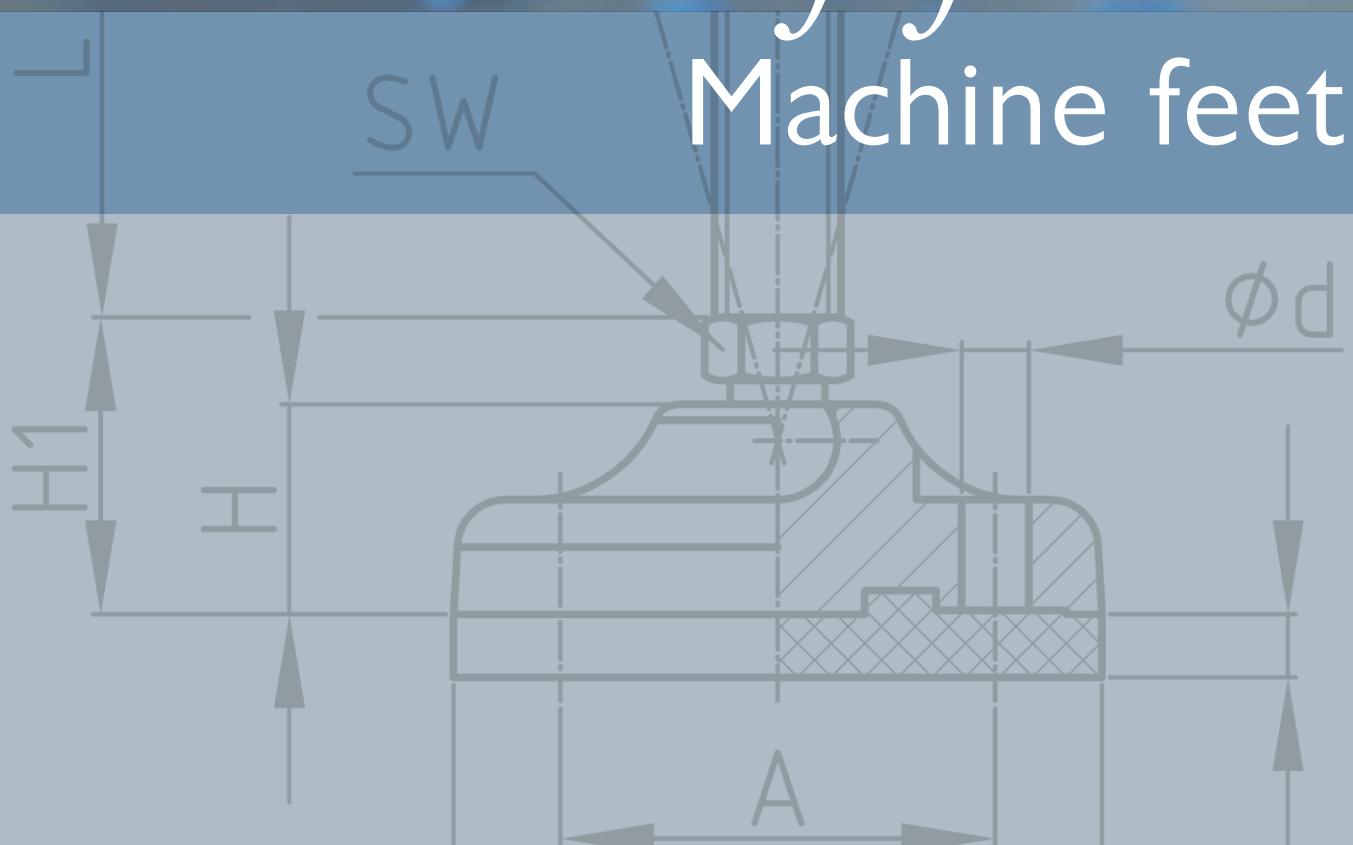

Gruppe / Group: MFPA

Gelenk-Maschinenfüße aus glasfaserverstärktem Polyamid mit verzinktem Stahlgewinde, optional mit Anti-Slip-Platte (A)
Articulated machine feet made of glass fibre reinforced polyamide with zinced steel thread, optional with antislip pad (A)

MFPA

MFPA

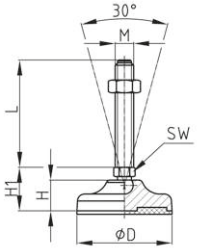

MFPA

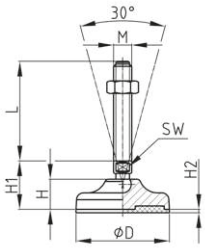

MFPA

D *D* mm	F max. *F max.* kg	H *H* mm	H1 *H1* mm	M *M*	SW *WAF* mm	25 mm	50 mm	75 mm	100 mm	125 mm	150 mm	175 mm	200 mm
40	1000	16,5	27	M8	12	•	•	•	•				
40	1000	16,5	27	M10	12	•	•	•	•	•			
40	1000	16,5	27	M12	12	•	•	•	•	•			
50	1100	20	30	M10	14	•	•	•	•	•			
50	1100	20	30	M12	14	•	•	•	•	•			
50	1100	20	30	M14	14	•	•	•	•	•			
65	1100	23	33	M10	14		•	•	•	•			
65	1100	23	33	M12	14		•	•	•	•			
65	1500	23	33	M14	14		•	•	•	•	•	•	
65	1500	23	33	M16	16		•	•	•	•	•	•	•
65	1500	23	37	M20	17			•	•	•	•	•	•

Bestellbeispiel: Gruppe + D + M + Gewindelänge —> MFPA 40 M 8 x 25 (A)
Ordering example: *Group + D + M + Thread Length —> MFPA 40 M 8x 25 (A)*

Standardfarben
- schwarz

Material
- Gewinde: Stahl verzinkt
- Fuß: glasfaserverstärktes Polyamid (PA-GF)
- Anti-Slip-Platte: NBR 70 Shore

Standard Colours
- *black*

Material
- *Thread: zinc-plated steel*
- *Base: glass fibre reinforced polyamide (PA-GF)*
- *Antislip pad: NBR 70 Shore*

Gruppe / Group: MFEA

Vibrationsdämpfende Gelenk-Maschinenfüße aus glasfaserverstärktem Polyamid, verzinktem Stahlgewinde und Gummistellfläche
Vibration damping adjustable machine feet made of glass fibre reinforced polyamide, zinced steel thread and rubber base

MFEA

MFEA

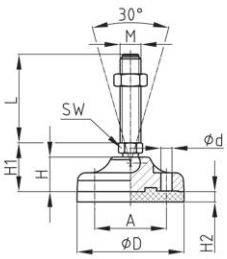

MFEA

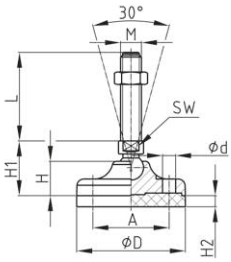

MFEA

A *A* mm	D *D* mm	d *d* mm	F max. *F max.* kg	H *H* mm	H1 *H1* mm	H2 *H2* mm	M *M*	SW *WAF* mm	50 mm	75 mm	100 mm	125 mm	150 mm	175 mm	200 mm	225 mm	250 mm
55	83	8,5	2000	27	38	10	M16	16	•	•	•	•	•	•	•		
55	83	8,5	2000	27	41	10	M20	17		•	•	•	•	•	•	•	
73	103	12,5	2500	32	51	10	M16	20	•	•	•	•	•	•	•	•	
73	103	12,5	2500	32	51	10	M20	20		•	•	•	•	•	•	•	•

Gruppe / Group: MFEA

A *A* mm	D *D* mm	d *d* mm	F max. *F max.* kg	H *H* mm	H1 *H1* mm	H2 *H2* mm	M *M*	SW *WAF* mm	50 mm	75 mm	100 mm	125 mm	150 mm	175 mm	200 mm	225 mm	250 mm
73	103	12,5	2500	32	51	10	M24	20		•	•	•	•	•	•	•	•
87	123	12,5	3500	37	57	10	M16	20	•	•	•	•	•	•	•	•	
87	123	12,5	3500	37	57	10	M20	20		•	•	•	•	•	•	•	•
87	123	12,5	3500	37	57	10	M24	20		•	•	•	•	•	•	•	•
87	123	12,5	3500	37	58	10	M30	26			•	•	•	•	•	•	•

Bestellbeispiel: Gruppe + D + M + Gewindelänge —> MFEA 83 M16x 50
Ordering example: *Group + D + M + Thread Length —> MFEA 83 M16x 50*

Standardfarben
- schwarz

Material
- Gewinde: Stahl verzinkt
- Fuß: glasfaserverstärktes Polyamid (PA-GF)
- Gummi: NBR 70 Shore

Standard Colours
- *black*

Material
- *Thread: zinc-plated steel*
- *Base: glass fibre reinforced polyamide (PA-GF)*
- *Rubber: NBR 70 Shore*

Gruppe / Group: MFPAH

Gelenk-Maschinenfüße aus glasfaserverstärktem Polyamid mit verzinktem Stahlgewinde, optional mit Anti-Slip-Platte (A)
Articulated machine feet made of glass fibre reinforced polyamide with zinced steel thread, optional with antislip pad (A)

MFPAH

MFPAH

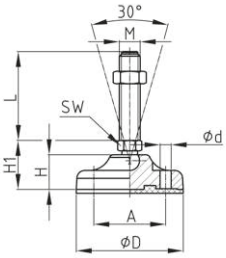

MFPAH

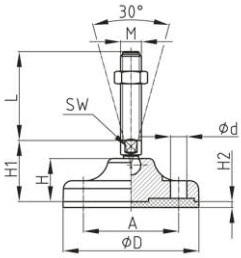

MFPAH

A *A* mm	D *D* mm	d *d* mm	F max. *F max.* kg	H *H* mm	H1 *H1* mm	M *M*	SW *WAF* mm	50 mm	75 mm	100 mm	125 mm	150 mm	175 mm	200 mm	225 mm	250 mm
55	83	8,5	1500	27	38	M10	14	•	•	•	•					
55	83	8,5	1500	27	38	M12	14	•	•	•	•					
55	83	8,5	2000	27	38	M14	14	•	•	•	•	•	•			
55	83	8,5	2000	27	38	M16	16	•	•	•	•	•	•	•		
55	83	8,5	2000	27	41	M20	17		•	•	•	•	•	•	•	
73	103	12,5	2500	32	51	M16	20	•	•	•	•	•	•	•	•	
73	103	12,5	2500	32	51	M20	20		•	•	•	•	•	•	•	•
73	103	12,5	2500	32	51	M24	20		•	•	•	•	•	•	•	•
73	103	12,5	2000	32	51	M16	16	•		•		•		•		
73	103	12,5	2000	32	51	M20	17			•		•		•		
87	123	12,5	3500	37	57	M16	20	•	•	•	•	•	•	•	•	
87	123	12,5	3500	37	57	M20	20		•	•	•	•	•	•	•	•
87	123	12,5	3500	37	57	M24	20		•	•	•	•	•	•	•	•
87	123	12,5	3500	37	58	M30	26			•	•	•	•	•	•	•
87	123	12,5	2500	37	57	M16	16	•		•		•		•		
87	123	12,5	2500	37	57	M20	17			•		•		•		

Bestellbeispiel: Gruppe + D + M + Gewindelänge —> MFPAH 83 M10x 50 (A)
Ordering example: *Group + D + M + Thread Length —> MFPAH 83 M10x 50 (A)*

Standardfarben
- schwarz

Standard Colours
- *black*

Fortsetzung nächste Seite / *Continue next page*

Gruppe / Group: MFPAH - siehe Vorseite / look at page before

Material
- Gewinde: Stahl verzinkt
- Fuß: glasfaserverstärktes Polyamid (PA-GF)
- Anti-Slip-Platte: NBR 70 Shore

Bestellhinweise
- L = niedrigere maximale Belastung

Material
- *Thread: zinc-plated steel*
- *Base: glass fibre reinforced polyamide (PA-GF)*
- *Antislip pad: NBR 70 Shore*

Order informations
- *L = lower maximum load*

Gruppe / Group: MFEF

Vibrationsdämpfende einstellbare Maschinenfüße aus glasfaserverstärktem Polyamid, verzinktem Stahlgewinde und Gummistellfläche
Vibration damping adjustable machine feet made of glass fibre reinforced polyamide, zinced steel thread and rubber base

MFEF

MFEF

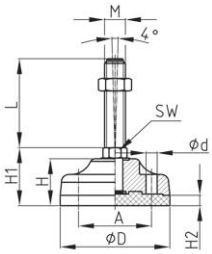

MFEF

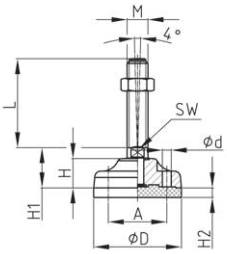

MFEF

A *A* mm	D *D* mm	d *d* mm	F max. *F max.* kg	H *H* mm	H1 *H1* mm	H2 *H2* mm	M *M*	SW *WAF* mm	50 mm	75 mm	100 mm	125 mm	150 mm	175 mm	200 mm	225 mm	250 mm
56	83	8,5	2500	28	36	10	M14	16	•	•	•	•	•	•			
56	83	8,5	2500	28	36	10	M16	16	•	•	•	•	•	•	•		
56	83	8,5	2500	28	40	10	M20	17		•	•	•	•	•	•	•	
73	103	12,5	3500	33	45	10	M16	17	•	•	•	•	•	•	•	•	
73	103	12,5	3500	33	45	10	M20	17		•	•	•	•	•	•	•	
73	103	12,5	3500	33	47	10	M24	20		•	•	•	•	•	•	•	
87	123	12,5	4500	37	50	10	M16	20	•	•	•	•	•	•	•	•	
87	123	12,5	4500	37	50	10	M20	20		•	•	•	•	•	•	•	
87	123	12,5	4500	37	50	10	M24	20		•	•	•	•	•	•	•	•
87	123	12,5	4500	37	50	10	M30	26			•	•	•	•	•	•	•

Bestellbeispiel: Gruppe + D + M + Gewindelänge —> MFEF 83 M14x 50
Ordering example: *Group + D + M + Thread Length —> MFEF 83 M14x 50*

Standardfarben
- schwarz

Material
- Gewinde: Stahl verzinkt
- Fuß: glasfaserverstärktes Polyamid (PA-GF)
- Gummi: NBR 70 Shore

Standard Colours
- *black*

Material
- *Thread: zinc-plated steel*
- *Base: glass fibre reinforced polyamide (PA-GF)*
- *Rubber: NBR 70 Shore*

Gruppe / Group: MFPF

Maschinenfüße aus glasfaserverstärktem Polyamid mit verzinktem Stahlgewinde, optional mit Anti-Slip-Platte (A)
Machine feet made of glass fibre reinforced polyamide with zinced steel thread, optional with antislip pad (A)

MFPF_A

MFPF_A

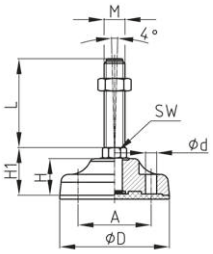

MFPF

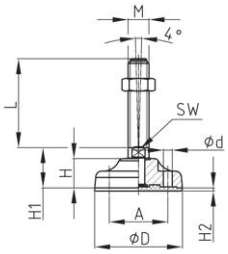

MFPF

A *A* mm	D *D* mm	d *d* mm	F max. *F max.* kg	H *H* mm	H1 *H1* mm	M *M*	SW *WAF* mm	50 mm	75 mm	100 mm	125 mm	150 mm	175 mm	200 mm	225 mm	250 mm
56	83	8,5	1000	28	36	M10	16	•	•	•	•					
56	83	8,5	1500	28	36	M12	16	•	•	•	•					
56	83	8,5	2500	28	36	M14	16	•	•	•	•	•	•			
56	83	8,5	2500	28	36	M16	16	•	•	•	•	•	•	•		
56	83	8,5	2500	28	40	M20	17		•	•	•	•	•	•	•	
73	103	12,5	3500	33	45	M16	17	•	•	•	•	•	•	•	•	
73	103	12,5	3500	33	45	M20	17		•	•	•	•	•	•	•	
73	103	12,5	3500	33	47	M24	20		•	•	•	•	•	•	•	
87	123	12,5	4500	37	50	M16	20	•	•	•	•	•	•	•	•	
87	123	12,5	4500	37	50	M20	20		•	•	•	•	•	•	•	
87	123	12,5	4500	37	50	M24	20		•	•	•	•	•	•	•	•
87	123	12,5	4500	37	50	M30	26			•	•	•	•	•	•	•
87	123	12,5	4000	37	50	M16	17			•		•		•		
87	123	12,5	4000	37	50	M20	17			•		•		•		

Bestellbeispiel: Gruppe + D + M + Gewindelänge —> MFPF 83 M10x 50 (A)
Ordering example: *Group + D + M + Thread Length —> MFPF 83 M10x 50 (A)*

Standardfarben
- schwarz

Material
- Gewinde: Stahl verzinkt
- Fuß: glasfaserverstärktes Polyamid (PA-GF)
- Anti-Slip-Platte: NBR 70 Shore

Bestellhinweise
- L = niedrigere maximale Belastung

Standard Colours
- *black*

Material
- *Thread: zinc-plated steel*
- *Base: glass fibre reinforced polyamide (PA-GF)*
- *Antislip pad: NBR 70 Shore*

Order informations
- *L = lower maximum load*

Gruppe / Group: MFCB

Gelenk-Maschinenfüße aus glasfaserverstärktem Polyamid mit verzinktem Gewinde, optional mit Anti-Slip-Platte (A)
Articulated machine feet made of glass fibre reinforced polyamide with galvanized steel thread, optional with antislip pad (A)

MFCB

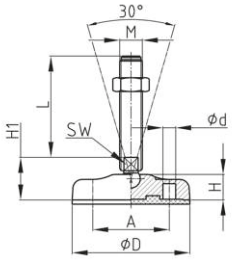

MFCB

A *A* mm	D *D* mm	d *d* mm	F max. *F max.* kg	H *H* mm	H1 *H1* mm	M *M*	SW *WAF* mm	50 mm	100 mm	150 mm	200 mm	250 mm
54	83	8,5	1000	18	30	M10	7	•	•	•		
54	83	8,5	1300	18	30	M12	9	•	•	•		
54	83	8,5	1600	18	30	M16	13		•	•	•	
54	83	8,5	1800	18	32	M20	17		•	•	•	•
73	103	12,5	1800	20	32	M16	13		•	•	•	
73	103	12,5	2000	20	32	M20	17		•	•	•	•
73	103	12,5	2500	20	32	M24	20		•	•	•	•
87	123	12,5	1800	22	34	M16	13		•	•	•	
87	123	12,5	2000	22	36	M20	17		•	•	•	•
87	123	12,5	2500	22	36	M24	20		•	•	•	•
87	123	12,5	2500	22	36	M30	20		•			
87	123	12,5	2500	22	36	M30	26			•	•	•

Bestellbeispiel: Gruppe + D + M + Gewindelänge —> MFCB 83 M16x 100 (A)
Ordering example: *Group + D + M + Thread Length —> MFCB 83 M16x 100 (A)*

Standardfarben
- schwarz

Material
- Gewinde: Stahl verzinkt
- Fuß: glasfaserverstärktes Polyamid (PA-GF)
- Anti-Slip-Platte: NBR 70 Shore

Standard Colours
- *black*

Material
- *Thread: zinc-plated steel*
- *Base: glass fibre reinforced polyamide (PA-GF)*
- *Antislip pad: NBR 70 Shore*

Gruppe / Group: MFCW

Gelenk-Maschinenfüße aus glasfaserverstärktem Polyamid mit verzinktem Gewinde, Fuß/Gewinde-Abdeckung, optional mit Anti-Slip-Platte (A)
Articulated machine feet made of glass fibre reinforced polyamide with galvanized steel thread, foot/thread cover, optional with antislip pad (A)

MFCW

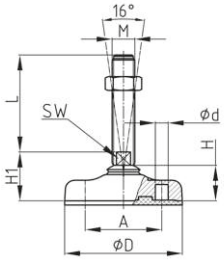

MFCW

A *A* mm	D *D* mm	d *d* mm	F max. *F max.* kg	H *H* mm	H1 *H1* mm	M *M*	SW *WAF* mm	50 mm	100 mm	150 mm	200 mm	250 mm
54	83	8,5	1400	25	35	M12	9	•	•	•		
54	83	8,5	2000	25	35	M16	13		•	•	•	
54	83	8,5	2000	25	37	M20	17		•	•	•	•
54	83	8,5	2000	25	37	M24	20		•	•	•	•
73	103	12,5	3000	26	36	M16	13		•	•	•	
73	103	12,5	3000	26	36	M20	17		•	•	•	•
73	103	12,5	3000	26	36	M24	20		•	•	•	•
87	123	12,5	3500	29	39	M16	13		•	•	•	
87	123	12,5	3500	29	41	M20	17		•	•	•	•
87	123	12,5	3500	29	41	M24	20		•	•	•	•
87	123	12,5	3500	29	41	M30	26		•	•	•	•

Bestellbeispiel: Gruppe + D + M + Gewindelänge —> MFCW 83 M16x 100 (A)
Ordering example: *Group + D + M + Thread Length —> MFCW 83 M16x 100 (A)*

Standardfarben
- schwarz

Material
- Gewinde: Stahl verzinkt
- Fuß: glasfaserverstärktes Polyamid (PA-GF)
- Anti-Slip-Platte: NBR 70 Shore

Standard Colours
- *black*

Material
- *Thread: zinc-plated steel*
- *Base: glass fibre reinforced polyamide (PA-GF)*
- *Antislip pad: NBR 70 Shore*

Gruppe / Group: MFHP

Stell-/Stützfüße aus glasfaserverstärktem Polyamid mit Kunststoffstellfläche und Edelstahlgewinde
Adjustable feet made of glass fibre reinforced polyamide with plastic base and stainless steel thread

MFHP

MFHP

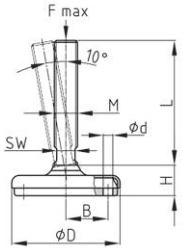

MFHP

D *D* mm	H *H* mm	B *B* mm	d *d* mm	F max. *F max.* kg	M *M*	SW *WAF* mm	70 mm	100 mm	150 mm	180 mm	230 mm	310 mm
60	31	-	-	1200	M12	10	•	•	•	•	•	
60	31	-	-	1200	M16	13	•	•	•	•	•	•
60	31	-	-	1200	M20	17	•	•	•	•	•	•
60	31	-	-	1200	M24	19	•	•	•	•	•	•
80	31	27	9	1200	M12	10	•	•	•	•	•	
80	31	27	9	1200	M16	13	•	•	•	•	•	•
80	31	27	9	1200	M20	17	•	•	•	•	•	•
80	31	27	9	1200	M24	19	•	•	•	•	•	•
100	37	32	11	2000	M12	10	•	•	•	•	•	
100	37	32	11	2000	M16	13	•	•	•	•	•	•
100	37	32	11	2000	M20	17	•	•	•	•	•	•
100	37	32	11	2000	M24	19	•	•	•	•	•	•
120	37	40	11	2000	M12	10	•	•	•	•	•	
120	37	40	11	2000	M16	13	•	•	•	•	•	•
120	37	40	11	2000	M20	17	•	•	•	•	•	•
120	37	40	11	2000	M24	19	•	•	•	•	•	•

Bestellbeispiel: Gruppe + D + M + Gewindelänge —> MFHP 100 M16 x 100
Ordering example: *Group + D + M + Thread Length —> MFHP 100 M16 x 100*

Standardfarben
- schwarz

Material
- Gewinde: AISI 304 (A2)
- Fuß: glasfaserverstärktes Polyamid (PA-GF)
- Deckel: Polypropylencarbonat (PPC)

Standard Colours
- *black*

Material
- *Thread: AISI 304 (A2)*
- *Base: glass fibre reinforced polyamide (PA-GF)*
- *Top cover: Polypropylene carbonate (PPC)*

Gruppe / Group: MFHPG

Stell-/Stützfüße aus glasfaserverstärktem Polyamid mit Gummistellfläche und Edelstahlgewinde
Adjustable feet made of glass fibre reinforced polyamide with rubber base and stainless steel thread

MFHPG

MFHPG

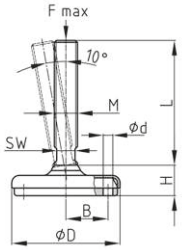

MFHPG

D *D* mm	H *H* mm	B *B* mm	d *d* mm	F max. *F max.* kg	M *M*	SW *WAF* mm	70 mm	100 mm	150 mm	180 mm	230 mm	310 mm
60	33	-	-	1200	M12	10	•	•	•	•	•	
60	33	-	-	1200	M16	13	•	•	•	•	•	•
60	33	-	-	1200	M20	17	•	•	•	•	•	•
60	33	-	-	1200	M24	19	•	•	•	•	•	•
80	33	27	9	1200	M12	10	•	•	•	•	•	
80	33	27	9	1200	M16	13	•	•	•	•	•	•
80	33	27	9	1200	M20	17	•	•	•	•	•	•
80	33	27	9	1200	M24	19	•	•	•	•	•	•
100	39	32	11	2000	M12	10	•	•	•	•	•	
100	39	32	11	2000	M16	13	•	•	•	•	•	•
100	39	32	11	2000	M20	17	•	•	•	•	•	•
100	39	32	11	2000	M24	19	•	•	•	•	•	•
120	40	40	11	2000	M12	10		•	•	•	•	•
120	40	40	11	2000	M16	13	•	•	•	•	•	•
120	40	40	11	2000	M20	17	•	•	•	•	•	•
120	40	40	11	2000	M24	19	•	•	•	•	•	•

Bestellbeispiel: Gruppe + D + M + Gewindelänge —> MFHPG 100 M16 x 100
Ordering example: *Group + D + M + Thread Length —> MFHPG 100 M16 x 100*

Standardfarben
- schwarz

Material
- Gewinde: AISI 304 (A2)
- Fuß: glasfaserverstärktes Polyamid (PA-GF)
- Deckel: Polypropylencarbonat (PPC)
- Gummi: NBR 80 Shore

Standard Colours
- *black*

Material
- *Thread: AISI 304 (A2)*
- *Base: glass fibre reinforced polyamide (PA-GF)*
- *Top cover: Polypropylene carbonate (PPC)*
- *Rubber: NBR 80 Shore*

Gruppe / Group: MFHPR

Stell-/Stützfüße aus glasfaserverstärktem Polyamid mit Gummistellfläche, Edelstahldeckel und Edelstahlgewinde
Adjustable feet made of glass fibre reinforced polyamide with rubber base, stainless steel top cover and stainless steel thread

MFHPR

MFHPR

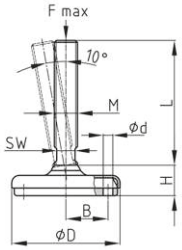

MFHPR

D *D* mm	H *H* mm	B *B* mm	d *d* mm	F max. *F max.* kg	M *M*	SW *WAF* mm	70 mm	100 mm	150 mm	180 mm	230 mm	310 mm
80	33	27	9	1200	M12	10	•	•	•	•	•	
80	33	27	9	1200	M16	13	•	•	•	•	•	•
80	33	27	9	1200	M20	17	•	•	•	•	•	•
80	33	27	9	1200	M24	19	•	•	•	•	•	•
100	39	32	11	2000	M12	10	•	•	•	•	•	
100	39	32	11	2000	M16	13	•	•	•	•	•	•
100	39	32	11	2000	M20	17	•	•	•	•	•	•
100	39	32	11	2000	M24	19	•	•	•	•	•	•
120	40	40	11	2000	M12	10	•	•	•	•	•	
120	40	40	11	2000	M16	13	•	•	•	•	•	•
120	40	40	11	2000	M20	17	•	•	•	•	•	•
120	40	40	11	2000	M24	19	•	•	•	•	•	•

Bestellbeispiel: Gruppe + D + M + Gewindelänge —> MFHPR 100 M16 x 100
Ordering example: *Group + D + M + Thread Length —> MFHPR 100 M16 x 100*

Standardfarben
- schwarz

Material
- Gewinde: AISI 304 (A2)
- Fuß: glasfaserverstärktes Polyamid (PA-GF)
- Deckel: AISI 304 (A2)
- Gummi: NBR 80 Shore

Standard Colours
- *black*

Material
- *Thread: AISI 304 (A2)*
- *Base: glass fibre reinforced polyamide (PA-GF)*
- *Top cover: AISI 304 (A2)*
- *Rubber: NBR 80 Shore*

Gruppe / Group: GFB

Gummistellfüße mit Edelstahl-Gewinde
Rubber feet with stainless steel-thread

GFB

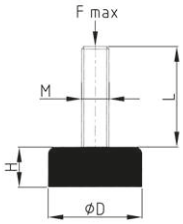

GFB

Bestellnummer *Order Number*	D *D* mm	F max. *F max.* kg	H *H* mm	L *L* mm	M *M*
GFB 20 / M6x20	20	10	13	20	M6
GFB 25 / M8x20	25	15	14	20	M8
GFB 30 / M10x25	30	25	16	25	M10
GFB 30 / M10x50	30	25	16	50	M10
GFB 40 / M12x40	40	65	20	40	M12
GFB 40 / M12x70	40	65	20	70	M12
GFB 50 / M12x40	50	90	20	40	M12

Standardfarben
- schwarz

Material
- Gewinde: AISI 304 (A2)
- Gummi: NBR 60 Shore

Standard Colours
- *black*

Material
- *Thread: AISI 304 (A2)*
- *Rubber: NBR 60 Shore*

Gruppe / Group: GFS

Gummistellfüße mit Edelstahl-Gewinde
Rubber feet with stainless steel thread

Bestellnummer *Order Number*	D *D* mm	F max. *F max.* kg	H *H* mm	L *L* mm	M *M*
GFS 40 / M12x100	40	125	16	100	M12
GFS 50 / M16x100	50	200	20	100	M16
GFSB 50 / M16x100*	50	200	20	100	M16
GFS 65 / M20x100	65	375	25	100	M20
GFS 80 / M20x100	80	600	32	100	M20

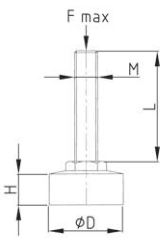

GFS

GFS

Standardfarben
- weiß

Material
- Gewinde: AISI 304 (A2)
- Gummi: NBR 72 Shore

Bestellhinweise
- *) = Der Gummifuß "GFSB" kann am Boden befestigt werden.

Standard Colours
- *white*

Material
- *Thread: AISI 304 (A2)*
- *Rubber: NBR 72 Shore*

Order informations
- **) = The rubber foot "GFSB" can be fixed to the floor.*

Gruppe / Group: MFEP

Vibrationsdämpfende Gelenk-Maschinenfüße aus glasfaserverstärktem Polyamid, Edelstahlgewinde und Gummistellfläche
Vibration damping adjustable machine feet made of glass fibre reinforced polyamide, stainless steel thread and rubber base

MFEP

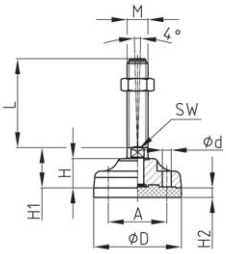

MFEP

A *A* mm	D *D* mm	d *d* mm	F max. *F max.* kg	H *H* mm	H1 *H1* mm	H2 *H2* mm	M *M*	SW *WAF* mm	50 mm	75 mm	100 mm	125 mm	150 mm	175 mm	200 mm	225 mm	250 mm
56	83	8,5	2000	28	36	10	M14	13	•	•	•	•	•	•			
56	83	8,5	2000	28	40	10	M16	13	•	•	•	•	•	•	•		
56	83	8,5	2000	28	40	10	M20	17		•	•	•	•	•	•	•	
73	103	12,5	3500	33	45	10	M16	17	•	•	•	•	•	•	•	•	
73	103	12,5	3500	33	45	10	M20	17		•	•	•	•	•	•	•	
73	103	12,5	3500	33	47	10	M24	20		•	•	•	•	•	•	•	
87	123	12,5	4500	37	50	10	M16	20	•	•	•	•	•	•	•	•	
87	123	12,5	4500	37	50	10	M20	20		•	•	•	•	•	•	•	
87	123	12,5	4500	37	50	10	M24	20		•	•	•	•	•	•	•	•
87	123	12,5	4500	37	50	10	M30	26			•	•	•	•	•	•	•

Bestellbeispiel: Gruppe + D + M + Gewindelänge —> MFEP 83 M14x 50
Ordering example: *Group + D + M + Thread Length —> MFEP 83 M14x 50*

Standardfarben
- schwarz

Material
- Gewinde: AISI 304 (A2)
- Fuß: glasfaserverstärktes Polyamid (PA-GF)
- Gummi: NBR 70 Shore

Standard Colours
- *black*

Material
- *Thread: AISI 304 (A2)*
- *Base: glass fibre reinforced polyamide (PA-GF)*
- *Rubber: NBR 70 Shore*

Gruppe / Group: MFES

Vibrationsdämpfende Gelenk-Maschinenfüße aus glasfaserverstärktem Polyamid, Edelstahlgewinde und Gummistellfläche
Vibration damping adjustable machine feet made of glass fibre reinforced polyamide, stainless steel thread and rubber base

MFES

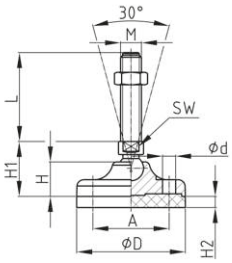

MFES

A *A* mm	D *D* mm	d *d* mm	H *H* mm	H1 *H1* mm	H2 *H2* mm	F max. *F max.* kg	M *M*	SW *WAF* mm	50 mm	75 mm	100 mm	125 mm	150 mm	175 mm	200 mm	225 mm	250 mm
55	83	8,5	27	41	10	2000	M16	13	•	•	•	•	•	•	•		
55	83	8,5	27	41	10	2000	M20	17		•	•	•	•	•	•	•	
73	103	12,5	32	51	10	2500	M16	20	•	•	•	•	•	•	•	•	
73	103	12,5	32	51	10	2500	M20	20		•	•	•	•	•	•	•	•
73	103	12,5	32	51	10	2500	M24	20		•	•	•	•	•	•	•	•
87	123	12,5	37	57	10	3500	M16	20	•	•	•	•	•	•	•	•	
87	123	12,5	37	57	10	3500	M20	20		•	•	•	•	•	•	•	•
87	123	12,5	37	57	10	3500	M24	20		•	•	•	•	•	•	•	•
87	123	12,5	37	58	10	3500	M30	26			•	•	•	•	•	•	•

Bestellbeispiel: Gruppe + D + M + Gewindelänge —> MFES 83 M16x 50
Ordering example: *Group + D + M + Thread Length —> MFES 83 M16x 50*

Standardfarben
- schwarz

Material
- Gewinde: AISI 304 (A2)
- Fuß: glasfaserverstärktes Polyamid (PA-GF)
- Gummi: NBR 70 Shore

Standard Colours
- *black*

Material
- *Thread: AISI 304 (A2)*
- *Base: glass fibre reinforced polyamide (PA-GF)*
- *Rubber: NBR 70 Shore*

Gruppe / Group: MFPAB

Gelenk-Maschinenfüße aus glasfaserverstärktem Polyamid mit Edelstahlgewinde, optional mit Anti-Slip-Platte (A)
Articulated machine feet made of glass fibre reinforced polyamide with stainless steel thread, optional with antislip pad (A)

MFPAB

MFPAB

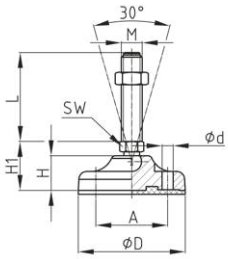

MFPAB

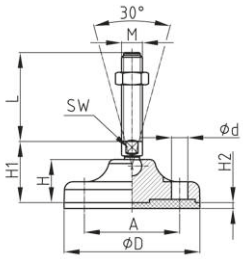

MFPAB

A *A* mm	D *D* mm	d *d* mm	F max. *F max.* kg	H *H* mm	H1 *H1* mm	M *M*	SW *WAF* mm	50 mm	75 mm	100 mm	125 mm	150 mm	175 mm	200 mm	225 mm	250 mm
55	83	8,5	1500	27	38	M10	14	•	•	•	•					
55	83	8,5	1500	27	38	M12	14	•	•	•	•					
55	83	8,5	2000	27	38	M14	14	•	•	•	•	•	•			
55	83	8,5	2000	27	41	M16	13	•	•	•	•	•	•	•		
55	83	8,5	2000	27	41	M20	17		•	•	•	•	•	•	•	
73	103	12,5	2500	32	51	M16	20	•	•	•	•	•	•	•	•	
73	103	12,5	2500	32	51	M20	20		•	•	•	•	•	•	•	•
73	103	12,5	2500	32	51	M20	17			•	•					
73	103	12,5	2500	32	51	M24	20		•	•	•	•	•	•	•	•
73	103	12,5	2000	32	47	M16	13	•		•		•		•		
73	103	12,5	2000	32	49	M20	20			•						
73	103	12,5	2000	32	49	M20	17					•		•		
87	123	12,5	3500	37	57	M16	20	•	•	•	•	•	•	•	•	
87	123	12,5	3500	37	57	M20	20		•	•	•	•	•	•	•	•
87	123	12,5	3500	37	57	M24	20		•	•	•	•	•	•	•	•
87	123	12,5	3500	37	58	M30	26			•	•	•	•	•	•	•
87	123	12,5	2500	37	52	M16	13	•		•		•		•		
87	123	12,5	2500	37	54	M20	17			•		•		•		

Bestellbeispiel: Gruppe + D + M + Gewindelänge —> MFPAB 83 M10x 50 (A)
Ordering example: *Group + D + M + Thread Length —> MFPAB 83 M10x 50 (A)*

Standardfarben
- schwarz

Material
- Gewinde: AISI 304 (A2)
- Fuß: glasfaserverstärktes Polyamid (PA-GF)
- Anti-Slip-Platte: NBR 70 Shore

Bestellhinweise
- L = niedrigere maximale Belastung

Standard Colours
- *black*

Material
- *Thread: AISI 304 (A2)*
- *Base: glass fibre reinforced polyamide (PA-GF)*
- *Antislip pad: NBR 70 Shore*

Order informations
- *L = lower maximum load*

Gruppe / Group: MFPAS

Gelenk-Maschinenfüße aus glasfaserverstärktem Polyamid mit Edelstahlgewinde, optional mit Anti-Slip-Platte (A)
Articulated machine feet made of glass fibre reinforced polyamide with stainless steel thread, optional with antislip pad (A)

MFPAS

MFPAS

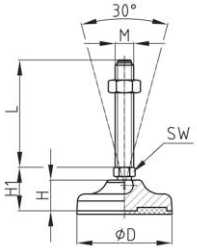

MFPAS

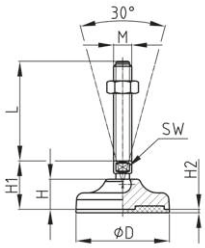

MFPAS

D *D* mm	F max. *F max.* kg	H *H* mm	H1 *H1* mm	M *M*	SW *WAF* mm	25 mm	50 mm	75 mm	100 mm	125 mm	150 mm	175 mm	200 mm
40	1000	16,5	27	M8	12	•	•	•	•				
40	1000	16,5	27	M10	12	•	•	•	•	•			
40	1000	16,5	27	M12	12	•	•	•	•	•			
50	1100	20	30	M10	14	•	•	•	•	•			
50	1100	20	30	M12	14	•	•	•	•	•			
50	1100	20	30	M14	14	•	•	•	•	•			
65	1100	23	33	M10	14		•	•	•	•			
65	1100	23	33	M12	14		•	•	•	•			
65	1500	23	33	M14	14		•	•	•	•	•	•	
65	1500	23	37	M16	13		•	•	•	•	•	•	•
65	1500	23	37	M20	17		•	•	•	•	•	•	•

Bestellbeispiel: Gruppe + D + M + Gewindelänge —> MFPAS 40 M8x 25 (A)
Ordering example: *Group + D + M + Thread Length —> MFPAS 40 M8x 25 (A)*

Standardfarben
- schwarz

Material
- Gewinde: AISI 304 (A2)
- Fuß: glasfaserverstärktes Polyamid (PA-GF)
- Gummi: NBR 70 Shore

Standard Colours
- *black*

Material
- *Thread: AISI 304 (A2)*
- *Base: glass fibre reinforced polyamide (PA-GF)*
- *Rubber: NBR 70 Shore*

Gruppe / Group: MFPFS

Maschinenfüße aus glasfaserverstärktem Polyamid mit Edelstahlgewinde, optional mit Anti-Slip-Platte (A)
Machine feet made of glass fibre reinforced polyamide with stainless steel thread, optional with antislip pad (A)

MFPFS

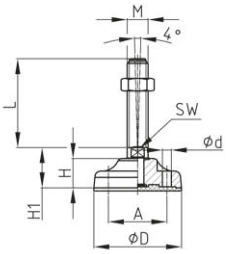

MFPFS

A *A* mm	D *D* mm	d *d* mm	F max. *F max.* kg	H *H* mm	H1 *H1* mm	M *M*	SW *WAF* mm	50 mm	75 mm	100 mm	125 mm	150 mm	175 mm	200 mm	225 mm	250 mm
56	83	8,5	1500	28	36	M10	13	•	•	•	•					
56	83	8,5	1500	28	36	M12	13	•	•	•	•					
56	83	8,5	2000	28	36	M14	13	•	•	•	•	•	•			
56	83	8,5	2000	28	40	M16	13	•	•	•	•	•	•	•		
56	83	8,5	2000	28	40	M20	17		•	•	•	•	•	•	•	
73	103	12,5	3500	33	45	M16	17	•	•	•	•	•	•	•	•	
73	103	12,5	3500	33	45	M20	17		•	•	•	•	•	•	•	
73	103	12,5	3500	33	47	M24	20		•	•	•	•	•	•	•	
87	123	12,5	4500	37	50	M16	20	•	•	•	•	•	•	•	•	
87	123	12,5	4500	37	50	M20	20		•	•	•	•	•	•	•	
87	123	12,5	4500	37	50	M24	20		•	•	•	•	•	•	•	•
87	123	12,5	4500	37	50	M30	26			•	•	•	•	•	•	•
87	123	12,5	4000	37	50	M16	17			•		•		•		
87	123	12,5	4000	37	50	M20	17			•		•		•		

Bestellbeispiel: Gruppe + D + M + Gewindelänge —> MFPFS 83 M10x 50 (A)
Ordering example: *Group + D + M + Thread Length —> MFPFS 83 M10x 50 (A)*

Standardfarben
- schwarz

Material
- Gewinde: AISI 304 (A2)
- Fuß: glasfaserverstärktes Polyamid (PA-GF)
- Anti-Slip-Platte: NBR 70 Shore

Bestellhinweise
- L = niedrigere maximale Belastung

Standard Colours
- *black*

Material
- *Thread: AISI 304 (A2)*
- *Base: glass fibre reinforced polyamide (PA-GF)*
- *Antislip pad: NBR 70 Shore*

Order informations
- *L = lower maximum load*

Gruppe / Group: MFCSB

Gelenk-Maschinenfüße aus glasfaserverstärktem Polyamid mit Edelstahlgewinde, optional mit Anti-Slip-Platte (A)
Articulated machine feet made of glass fibre reinforced polyamide with stainless steel thread, optional with antislip pad (A)

MFCSB

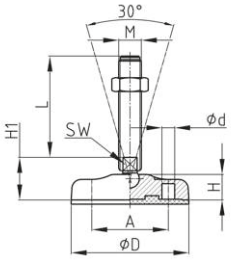

MFCSB

A *A* mm	D *D* mm	d *d* mm	F max. *F max.* kg	H *H* mm	H1 *H1* mm	M *M*	SW *WAF* mm	50 mm	100 mm	150 mm	200 mm	250 mm
54	83	8,5	1000	18	30	M10	7	•	•	•		
54	83	8,5	1300	18	30	M12	9	•	•	•		
54	83	8,5	1600	18	30	M16	13		•	•	•	
54	83	8,5	1800	18	32	M20	17		•	•	•	•
73	103	12,5	1800	20	32	M16	13		•	•	•	
73	103	12,5	2000	20	32	M20	17		•	•	•	•
73	103	12,5	2500	20	32	M24	20		•	•	•	•
87	123	12,5	1800	22	34	M16	13		•	•	•	
87	123	12,5	2000	22	36	M20	17		•	•	•	•
87	123	12,5	2500	22	36	M24	20		•	•	•	•
87	123	12,5	2500	22	36	M30	20		•			
87	123	12,5	2500	22	36	M30	26			•	•	•

Bestellbeispiel: Gruppe + D + M + Gewindelänge —> MFCSB 83 M16x 100 (A)
Ordering example: *Group + D + M + Thread Length —> MFCSB 83 M16x 100 (A)*

Standardfarben
- schwarz

Material
- Gewinde: AISI 304 (A2)
- Fuß: glasfaserverstärktes Polyamid (PA-GF)
- Anti-Slip-Platte: NBR 70 Shore

Standard Colours
- *black*

Material
- *Thread: AISI 304 (A2)*
- *Base: glass fibre reinforced polyamide (PA-GF)*
- *Antislip pad: NBR 70 Shore*

Gruppe / Group: MFCSW

Gelenk-Maschinenfüße aus glasfaserverstärktem Polyamid mit Edelstahlgewinde, Fuß/Gewinde Abdeckung, optional mit Anti-Slip-Platte (A)
Articulated machine feet made of glass fibre reinforced polyamide with stainless steel thread, cover between foot/thread, optional with antislip pad (A)

MFCSW

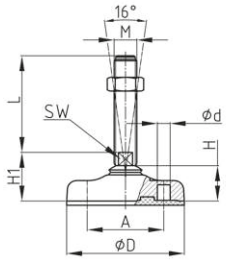

MFCSW

A *A* mm	D *D* mm	d *d* mm	F max. *F max.* kg	H *H* mm	H1 *H1* mm	M *M*	SW *WAF* mm	50 mm	100 mm	150 mm	200 mm	250 mm
54	83	8,5	1400	25	35	M12	9	•	•	•		
54	83	8,5	1400	25	35	M16	13		•			
54	83	8,5	2000	25	35	M16	13		•	•	•	

Gruppe / Group: MFCSW

A *A* mm	D *D* mm	d *d* mm	F max. *F max.* kg	H *H* mm	H1 *H1* mm	M *M*	SW *WAF* mm	50 mm	100 mm	150 mm	200 mm	250 mm
54	83	8,5	2000	25	37	M20	17		•	•	•	•
54	83	8,5	2000	25	37	M24	20		•	•	•	•
73	103	12,5	3000	26	36	M16	13		•	•	•	
73	103	12,5	3000	26	36	M20	17		•	•	•	•
73	103	12,5	3000	26	36	M24	20		•	•	•	•
87	123	12,5	3500	29	39	M16	13		•	•	•	
87	123	12,5	3500	29	41	M20	17		•	•	•	•
87	123	12,5	3500	29	41	M24	20		•	•	•	•
87	123	12,5	3500	29	41	M30	26		•	•	•	•

Bestellbeispiel: Gruppe + D + M + Gewindelänge —> MFCSW 83 M16x 100 (A)
Ordering example: *Group + D + M + Thread Length —> MFCSW 83 M16x 100 (A)*

Standardfarben
- schwarz

Material
- Gewinde: AISI 304 (A2)
- Fuß: glasfaserverstärktes Polyamid (PA-GF)
- Anti-Slip-Platte: NBR 70 Shore

Standard Colours
- *black*

Material
- *Thread: AISI 304 (A2)*
- *Base: glass fibre reinforced polyamide (PA-GF)*
- *Antislip pad: NBR 70 Shore*

Gruppe / Group: MFTG

Maschinenfüße aus glasfaserverstärktem Polyamid, Dichtungsbuchse und Gewinde aus Edelstahl
Machine feet made of glass fibre reinforced polyamide with stainless steel thread and stainless steel sealing bush

MFTG

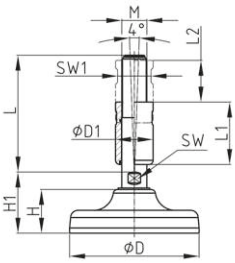

MFTG

Bestellnummer *Order Number*	D *D* mm	D1 *D1* mm	F max. *F max.* kg	H *H* mm	H1 *H1* mm	L *L* mm	L1 *L1* mm	L2 *L2* mm	M *M*	SW *WAF* mm	SW1 *SW1* mm
MFTG 103 / M20x150	103	30	2000	37	52	150	60	40	M20	17	26
MFTG 103 / M24x150	103	35	2000	37	52	150	60	40	M24	20	30
MFTG 123 / M20x150	123	30	3000	42	57	150	60	40	M20	17	26
MFTG 123 / M24x150	123	35	3000	42	57	150	60	40	M24	20	30
MFTG 123 / M30x150	123	42	3000	42	57	150	60	40	M30	26	36

Standardfarben
- grau

Material
- Gewinde: AISI 304 (A2)
- Buchse: AISI 304 (A2)
- Fuß: glasfaserverstärktes Polyamid (PA-GF)

Standard Colours
- *grey*

Material
- *Thread: AISI 304 (A2)*
- *Bush: AISI 304 (A2)*
- *Base: glass fibre reinforced polyamide (PA-GF)*

Gruppe / Group: 35

Gelenk-Stellfüße aus glasfaserverstärktem Polyamid (optional mit selbstklebender Anti-Slip-Platte 35G)
Articulated feet made of glass fibre reinforced polyamide (optional with self-sealing anti-slip plate 35G)

35

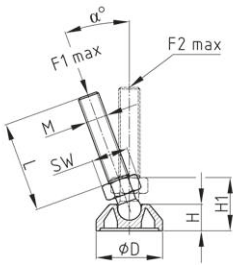

35

Bestellnummer *Order Number*	D *D* mm	F1 max. *F1 max.* kg	F2 max. *F2 max.* kg	H *H* mm	H1 *H1* mm	L *L* mm	α *α* °	M *M*	SW *WAF* mm
35 P - 50 / M16x70	50	100	500	20	40	70	20	M16	24
35 P - 50 / M20x70	50	100	500	20	40	70	20	M20	24
35 P - 50 / M20x120	50	100	500	20	40	120	20	M20	24
35 P - 60 / M16x70	60	100	500	20	40	70	20	M16	24
35 P - 60 / M20x70	60	100	500	20	40	70	20	M20	24
35 P - 60 / M20x120	60	100	500	20	40	120	20	M20	24
35 P - 80 / M16x70	80	100	500	20	40	70	20	M16	24
35 P - 80 / M20x70	80	100	500	20	40	70	20	M20	24
35 P - 80 / M20x120	80	100	500	20	40	120	20	M20	24
35 P - 100 / M16x70	100	100	500	20	40	70	20	M16	24
35 P - 100 / M20x70	100	100	500	20	40	70	20	M20	24
35 P - 100 / M20x120	100	100	500	20	40	120	20	M20	24
35G- 50	50	-	-	-	-	-	-	-	-
35G- 60	60	-	-	-	-	-	-	-	-
35G- 80	80	-	-	-	-	-	-	-	-
35G- 100	100	-	-	-	-	-	-	-	-

Standardfarben
- schwarz

Material
- Grundkörper: glasfaserverstärktes Polyamid (PA-GF)
- Anti-Slip-Platte: elastischer Thermoplast (TPE)

Standard Colours
- *black*

Material
- *Base body: glass fibre reinforced polyamide (PA-GF)*
- *Anti-slip plate: elastic thermoplast (TPE)*

Gruppe / Group: 33

Stellfüße aus Stahl mit Gummi- (33 G) oder Polyamid-Aufstellfläche (33 P)
Adjustable feet with rubber (33 G) or polyamide base (33 P)

33 G

33 P

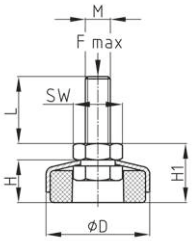

33 G

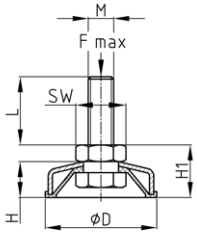

33 P

Bestellnummer *Order Number*	D *D* mm	F max. *F max.* kg	H *H* mm	H1 *H1* mm	L *L* mm	M *M*	SW *WAF* mm
33 G / M10x30	55,5	500	21	31,5	17	M10	17
33 G / M10x40	55,5	500	21	31,5	27	M10	17
33 G / M10x50	55,5	500	21	31,5	37	M10	17
33 G / M10x60	55,5	500	21	31,5	47	M10	17
33 G / M10x70	55,5	500	21	31,5	57	M10	17
33 G / M10x80	55,5	500	21	31,5	67	M10	17
33 G / M10x100	55,5	500	21	31,5	87	M10	17
33 G / M10x130	55,5	500	21	31,5	117	M10	17
33 G / M10x150	55,5	500	21	31,5	137	M10	17
33 G / M10x170	55,5	500	21	31,5	157	M10	17
33 G / M10x180	55,5	500	21	31,5	167	M10	17
33 G / M10x200	55,5	500	21	31,5	187	M10	17
33 G / M10x250	55,5	500	21	31,5	237	M10	17
33 G / M12x30	55,5	500	21	34	15	M12	19
33 G / M12x40	55,5	500	21	34	25	M12	19
33 G / M12x50	55,5	500	21	34	35	M12	19
33 G / M12x60	55,5	500	21	34	45	M12	19
33 G / M12x80	55,5	500	21	34	65	M12	19
33 G / M12x100	55,5	500	21	34	85	M12	19
33 G / M12x120	55,5	500	21	34	105	M12	19
33 G / M12x150	55,5	500	21	34	135	M12	19
33 G / M12x200	55,5	500	21	34	185	M12	19
33 G / M12x250	55,5	500	21	34	235	M12	19
33 G / M16x30	55,5	500	21	37	12	M16	24
33 G / M16x40	55,5	500	21	37	22	M16	24
33 G / M16x50	55,5	500	21	37	32	M16	24
33 G / M16x80	55,5	500	21	37	62	M16	24
33 G / M16x100	55,5	500	21	37	82	M16	24

Bestellnummer *Order Number*	D *D* mm	F max. *F max.* kg	H *H* mm	H1 *H1* mm	L *L* mm	M *M*	SW *WAF* mm
33 P / M10x30	61,5	400	19	26,5	17	M10	17
33 P / M10x40	61,5	400	19	26,5	27	M10	17
33 P / M10x50	61,5	400	19	26,5	37	M10	17
33 P / M10x60	61,5	400	19	26,5	47	M10	17
33 P / M10x70	61,5	400	19	26,5	57	M10	17
33 P / M10x80	61,5	400	19	26,5	67	M10	17
33 P / M10x100	61,5	400	19	26,5	87	M10	17
33 P / M10x150	61,5	400	19	26,5	137	M10	17
33 P / M10x170	61,5	400	19	26,5	157	M10	17
33 P / M10x180	61,5	400	19	26,5	167	M10	17
33 P / M10x200	61,5	400	19	26,5	187	M10	17
33 P / M10x250	61,5	400	19	26,5	237	M10	17
33 P / M12x30	61,5	400	19	29	15	M12	19
33 P / M12x40	61,5	400	19	29	25	M12	19
33 P / M12x50	61,5	400	19	29	35	M12	19
33 P / M12x60	61,5	400	19	29	45	M12	19
33 P / M12x80	61,5	400	19	29	65	M12	19
33 P / M12x100	61,5	400	19	29	85	M12	19
33 P / M12x120	61,5	400	19	29	105	M12	19
33 P / M12x150	61,5	400	19	29	135	M12	19
33 P / M12x200	61,5	400	19	29	185	M12	19
33 P / M12x250	61,5	400	19	29	235	M12	19
33 P / M16x30	61,5	400	19	31	12	M16	24
33 P / M16x40	61,5	400	19	31	22	M16	24
33 P / M16x50	61,5	400	19	31	32	M16	24
33 P / M16x80	61,5	400	19	31	62	M16	24
33 P / M16x100	61,5	400	19	31	82	M16	24

Standardfarben
- schwarz

Material
- Gewinde: Stahl verzinkt
- Fuß: Polyamid 6 (PA 6)
- Fuß: Gummi - EPDM 70 Shore A

Standard Colours
- *black*

Material
- *Thread: zinc-plated steel*
- *Base: Polyamide (PA 6)*
- *Foot: Rubber - EPDM 70 Shore A*

Gruppe / Group: 34

Maschinenfüße mit Gummi-Aufstellfläche und Gewinde
Machine feet with rubber base and thread

34

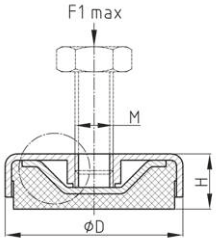

34

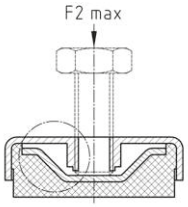

34

Bestellnummer *Order Number*	D *D* mm	F1 max. *F1 max.* kg	F2 max. *F2 max.* kg	H min. *H min.* mm	M *M*
34 G 75 / M12	75	100	750	30	M12
34 G 109 / M16	109	100	1200	30	M16

Standardfarben
- schwarz

Material
- Kappe: Stahl verzinkt
- Fuß: Gummi - EPDM 70 Shore A

Standard Colours
- *black*

Material
- *Jacket: zinc-plated steel*
- *Foot: Rubber - EPDM 70 Shore A*

Gruppe / Group: MFAG

Vibrationsdämpfende Maschinenfüße aus verzinktem Stahl
Anti vibration machine feet made of zinced steel

MFAG

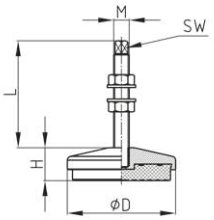

MFAG

Bestellnummer *Order Number*	D *D* mm	F min. *F min.* kg	F max. *F max.* kg	H *H* mm	L *L* mm	M *M*	SW *WAF* mm
MFAG 84	84	300	600	30	83	M12	8
MFAG 104	104	600	1100	34	121	M14	9
MFAG 120	120	700	1300	37	125	M16	10
MFAG 140	140	800	1600	45	128	M16	10
MFAG 160	160	1200	2500	45	135	M20	13
MFAG 180	180	1700	3500	45	135	M20	13
MFAG 230	230	2500	5000	55	135	M24	16

Material
- Grundkörper: Stahl verzinkt
- Gummi: NBR 80 Shore

Material
- *Base body: zinc-plated steel*
- *Rubber: NBR 80 Shore*

Gruppe / Group: MFAM

Maschinenfüße aus verzinktem Stahl zur Dämpfung der tangentialen Beschleunigung
Zinced steel machine feet for damping tangential acceleration

Bestellnummer *Order Number*	D *D* mm	D1 *D1* mm	F max. *F max.* kg	F min. *F min.* kg	H max. *H max.* mm	H min. *H min.* mm	L *L* mm	M *M*	SW *WAF* mm
MFAM140 / M12	140	125	1950	950	66	60	50	M12	8
MFAM160 / M16	160	145	2900	1400	66	60	73	M16	10

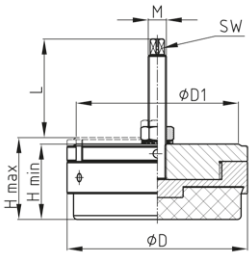

MFAM

MFAM

Material
- Grundkörper: Stahl verzinkt
- Gummi: NBR 90 Shore

Material
- *Base body: zinc-plated steel*
- *Rubber: NBR 90 Shore*

Gruppe / Group: MFANV

Vibrationsdämpfende Maschinenfüße aus gelb lackiertem Stahl mit Auskehlung
Anti vibration machine feet made of yellow painted steel with niche

Bestellnummer *Order Number*	D *D* mm	F max. *F max.* kg	F min. *F min.* kg	H *H* mm
MFANV 84	84	600	300	30
MFANV 104	104	1100	600	34
MFANV 120	120	1300	700	37
MFANV 140	140	1600	800	45
MFANV 160	160	2500	1700	45
MFANV 180	180	3500	1700	45
MFANV 230	230	5000	2500	55

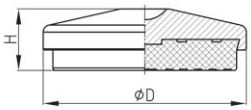

MFANV

MFANV

Standardfarben
- narzissengelb RAL 1007

Standard Colours
- *daffodil yellow RAL 1007*

Material
- Grundkörper: Stahl lackiert
- Gummi: NBR 80 Shore

Material
- *Base body: coated steel*
- *Rubber: NBR 80 Shore*

Gruppe / Group: MFANZ

Vibrationsdämpfende Maschinenfüße aus verzinktem Stahl mit Auskehlung
Anti vibration machine feet made of zinced steel with niche

Bestellnummer *Order Number*	D *D* mm	F max. *F max.* kg	F min. *F min.* kg	H *H* mm
MFANZ 84	84	600	300	30
MFANZ 104	104	1100	600	34
MFANZ 120	120	1300	700	37
MFANZ 140	140	1600	800	45
MFANZ 160	160	2500	1200	45
MFANZ 180	180	3500	1700	45
MFANZ 230	230	5000	2500	55

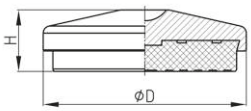

MFANZ

MFANZ

Material
- Grundkörper: Stahl verzinkt
- Gummi: NBR 80 Shore

Material
- *Base body: zinc-plated steel*
- *Rubber: NBR 80 Shore*

Gruppe / Group: MFAP

Vibrationsdämpfende Maschinenfüße mit gelb lackiertem Stahlfuß, verzinktem Gewinde und Spannmutter
Anti vibration machine feet made of yellow painted steel base and zinced steel thread with jam nut

MFAP

MFAP

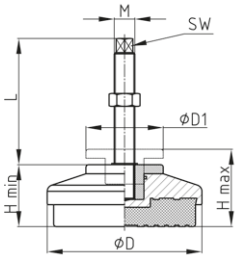

MFAP

Bestellnummer *Order Number*	D *D* mm	D1 *D1* mm	F max. *F max.* kg	F min. *F min.* kg	H max. *H max.* mm	H min. *H min.* mm	L *L* mm	M *M*	SW *WAF* mm
MFAP 104 / M14	104	60	1100	600	58	43	110	M14	9
MFAP 123 / M16	123	60	1300	700	58	43	110	M16	10
MFAP 140 / M16	140	80	1600	800	70	55	110	M16	10
MFAP 160 / M20	160	80	2500	1200	70	55	110	M20	13
MFAP 180 / M20	180	80	3500	1700	70	55	110	M20	13

Standardfarben
- narzissengelb RAL 1007

Material
- Gewinde: Stahl verzinkt
- Fuß: Stahl lackiert
- Gummi: NBR 75 Shore

Standard Colours
- *daffodil yellow RAL 1007*

Material
- *Thread: zinc-plated steel*
- *Base: painted steel*
- *Rubber: NBR 75 Shore*

Gruppe / Group: MFAR

Vibrationsdämpfende Maschinenfüße aus verzinktem Stahl mit vulkanisierter Gummistellfläche
Anti vibration machine feet made of zinced steel with vulcanized rubber base

MFAR

Bestellnummer *Order Number*	D *D* mm	F max. *F max.* kg	F min. *F min.* kg	H *H* mm	H1 *H1* mm	L *L* mm	M *M*	SW *WAF* mm
MFAR 80 / M12x75	80	450	250	28	25	75	M12	8
MFAR 80 / M14x100	80	450	250	28	25	100	M14	9
MFAR 100 / M12x75	100	900	500	31	28	75	M12	8
MFAR 100 / M14x100	100	900	500	31	28	125	M14	9
MFAR 100 / M16x100	100	900	500	31	28	125	M16	10
MFAR 120 / M16x125	120	1100	600	35	32	125	M16	10
MFAR 120 / M20x125	120	1100	600	35	32	125	M20	13
MFAR 120 / M24x125	120	1100	600	35	32	125	M24	16

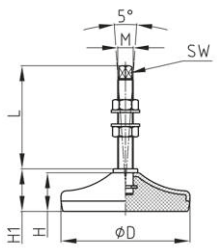

MFAR

Material
- Gewinde: Stahl verzinkt
- Kappe: Stahl verzinkt
- Gummi: NBR 80 Shore, vulkanisiert

Material
- *Thread: zinc-plated steel*
- *Jacket: zinc-plated steel*
- *Rubber: NBR 80 Shore, vulcanized*

Gruppe / Group: MFAV

Vibrationsdämpfende Maschinenfüße mit gelb lackiertem Stahlfuß und verzinktem Gewinde
Anti vibration machine feet made of yellow painted steel base and zinced steel thread

Bestellnummer *Order Number*	D *D* mm	F max. *F max.* kg	F min. *F min.* kg	H *H* mm	L *L* mm	M *M*	SW *WAF* mm
MFAV 84	84	600	300	30	83	M12	8
MFAV 104	104	1100	600	34	121	M14	9
MFAV 120	120	1300	700	37	125	M16	10
MFAV 140	140	1600	800	45	128	M16	10
MFAV 160	160	2500	1200	45	135	M20	13
MFAV 180	180	3500	1700	45	135	M20	13
MFAV 230	230	5000	2500	55	135	M24	16

MFAV

Standardfarben
- narzissengelb RAL 1007

Material
- Gewinde: Stahl verzinkt
- Fuß: Stahl lackiert
- Gummi: NBR 80 Shore

Standard Colours
- *daffodil yellow RAL 1007*

Material
- *Thread: zinc-plated steel*
- *Base: painted steel*
- *Rubber: NBR 80 Shore*

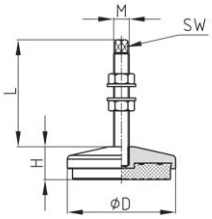

MFAV

Gruppe / Group: MFDZ

Formgestanzte Maschinenfüße aus verzinktem Stahl mit 4 Befestigungsbohrungen und vulkanisierter Gummistellfläche
Form- punched machine feet made of galvanized steel with 4 fixing holes and vulcanized rubber

Bestellnummer *Order Number*	A *A* mm	D *D* mm	d *d* mm	F max. *F max.* kg	H *H* mm	H1 *H1* mm	H2 *H2* mm	L *L* mm	M *M*	SW *WAF* mm
MFDZ 124 / M16x100	98	124	12,5	2000	23,5	32	8	100	M16	16
MFDZ 124 / M16x150	98	124	12,5	2000	23,5	32	8	150	M16	16
MFDZ 124 / M16x176	98	124	12,5	2000	23,5	32	8	175	M16	16
MFDZ 124 / M20x100	98	124	12,5	2000	23,5	32	8	100	M20	20
MFDZ 124 / M20x150	98	124	12,5	2000	23,5	32	8	150	M20	20
MFDZ 124 / M20x175	98	124	12,5	2000	23,5	32	8	175	M20	20
MFDZ 124 / M20x200	98	124	12,5	2000	23,5	32	8	200	M20	20
MFDZ 124 / M24x100	98	124	12,5	2000	23,5	32	8	100	M24	24
MFDZ 124 / M24x150	98	124	12,5	2000	23,5	32	8	150	M24	24
MFDZ 124 / M24x200	98	124	12,5	2000	23,5	32	8	200	M24	24
MFDZ 124 / M30x150	98	124	12,5	2000	23,5	33	8	150	M30	30
MFDZ 124 / M30x200	98	124	12,5	2000	23,5	33	8	200	M30	30
MFDZ 124 / M30x250	98	124	12,5	2000	23,5	33	8	250	M30	30

MFDZ

Material
- Gewinde: Stahl verzinkt
- Fuß: gepresster Stahl, verzinkt
- Gummi: NBR 80 Shore, vulkanisiert

Material
- *Thread: zinc-plated steel*
- *Base: galvanized pressed steel*
- *Rubber: NBR 80 Shore, vulcanized*

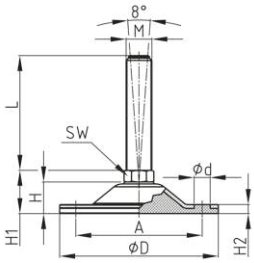

MFDZ

Gruppe / Group: MFSR

Maschinenfüße aus verzinktem Stahl mit Befestigungslasche und vulkanisierter Gummistellfläche
Machine feet made of zinced steel with fixing system and vulcanized rubber

MFSR

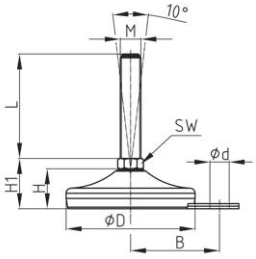

MFSR

B *B* mm	D *D* mm	d *d* mm	F max. *F max.* kg	H *H* mm	H1 *H1* mm	M *M*	SW *WAF* mm	50 mm	75 mm	100 mm	150 mm	200 mm	250 mm
54	80	15	1000	25	35	M10	14	•		•			
54	80	15	1000	25	35	M12	14	•		•	•		
54	80	15	1000	25	35	M14	14	•		•	•		
54	80	15	1000	25	35	M16	16		•	•	•		
54	80	15	1000	25	36	M20	20		•	•	•	•	
54	80	15	1000	25	36	M24	24		•	•	•	•	
69	100	15	1500	28	37,5	M16	16		•	•	•	•	
69	100	15	1500	28	38,5	M20	20		•	•	•	•	•
69	100	15	1500	28	38,5	M24	24			•	•	•	•
69	100	15	1500	28	39,5	M30	30			•	•	•	•

Bestellbeispiel: Gruppe + D + M + Gewindelänge —> MFSR 80 M10x 50
Ordering example: *Group + D + M + Thread Length —> MFSR 80 M10x 50*

Material
- Grundkörper: Stahl verzinkt
- Gummi: NBR 80 Shore, vulkanisiert

Material
- *Base body: zinc-plated steel*
- *Rubber: NBR 80 Shore, vulcanized*

Gruppe / Group: MFSZ

Maschinenfüße aus verzinktem Stahl mit vulkanisierter Gummistellfläche
Machine feet made of zinced steel base with vulcanized rubber pad

MFSZ

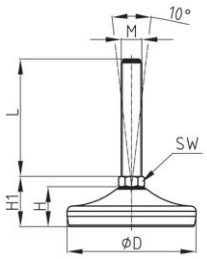

MFSZ

D *D* mm	F max. *F max.* kg	H *H* mm	H1 *H1* mm	M *M*	SW *WAF* mm	50 mm	75 mm	100 mm	150 mm	200 mm	250 mm
50	400	19	29	M10	14	•		•			
50	400	19	29	M12	14	•		•			
50	400	19	29	M14	14	•		•	•		
50	400	19	29	M16	16		•	•	•		
80	1000	25	35	M10	14	•		•			
80	1000	25	35	M12	14	•		•	•		
80	1000	25	35	M14	14	•		•	•		
80	1000	25	35	M16	16		•	•	•		

Gruppe / Group: MFSZ

D *D* mm	F max. *F max.* kg	H *H* mm	H1 *H1* mm	M *M*	SW *WAF* mm	50 mm	75 mm	100 mm	150 mm	200 mm	250 mm
80	1000	25	36	M20	20		•	•	•	•	
80	1000	25	36	M24	24		•	•	•	•	
100	1500	28	37,5	M16	16		•	•	•	•	
100	1500	28	38,5	M20	20		•	•	•	•	•
100	1500	28	38,5	M24	24			•	•	•	•
100	1500	28	39,5	M30	30			•	•	•	•
120	3000	32	41,5	M16	16		•	•	•	•	
120	3000	32	42,5	M20	20		•	•	•	•	•
120	3000	32	42,5	M24	24			•	•	•	•
120	3000	32	43,5	M30	30			•	•	•	•

Bestellbeispiel: Gruppe + D + M + Gewindelänge —> MFSZ 50 M10x 50
Ordering example: *Group + D + M + Thread Length —> MFSZ 50 M10x 50*

Material
- Grundkörper: Stahl verzinkt
- Gummi: NBR 80 Shore, vulkanisiert

Material
- *Base body: zinc-plated steel*
- *Rubber: NBR 80 Shore, vulcanized*

Gruppe / Group: MFDA

Formgestanzte Maschinenfüße aus verzinktem Stahl mit 4 Befestigungsbohrungen und Spannmutter
Form- punched machine feet made of galvanized steel with 4 fixing holes and check nut

Bestellnummer *Order Number*	A *A* mm	D *D* mm	d *d* mm	F max. *F max.* kg	H *H* mm	H1 *H1* mm	H2 *H2* mm	L *L* mm	M *M*	SW *WAF* mm
MFDA 124 / M16x150	98	124	12,5	2000	20,5	34	4	150	M16	17
MFDA 124 / M20X150	98	124	12,5	2500	20,5	34	4	150	M20	17
MFDA 124 / M20X200	98	124	12,5	2500	20,5	34	4	200	M20	17
MFDA 124 / M24X150	98	124	12,5	3000	20,5	34	4	150	M24	20
MFDA 124 / M24X200	98	124	12,5	3000	20,5	34	4	200	M24	20

MFDA

Material
- Gewinde: Stahl verzinkt
- Fuß: gepresster Stahl, verzinkt

Material
- *Thread: zinc-plated steel*
- *Base: galvanized pressed steel*

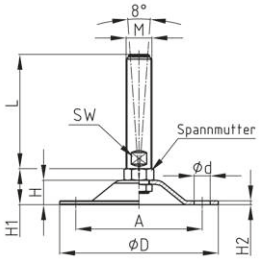

MFDA

Gruppe / Group: MFDC

Formgestanzte Maschinenfüße mit Kataphorese-Tauchlackierung und 4 Befestigungsbohrungen
Form- punched machine feet with black cataphoresis dip coating and 4 fixing holes

MFDC

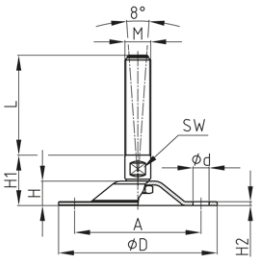

MFDC

Bestellnummer *Order Number*	A *A* mm	D *D* mm	d *d* mm	F max. *F max.* kg	H *H* mm	H1 *H1* mm	H2 *H2* mm	L *L* mm	M *M*	SW *WAF* mm
MFDC 124 / M16x100	98	124	12,5	2000	20,5	34	4	100	M16	17
MFDC 124 / M16x150	98	124	12,5	2000	20,5	34	4	150	M16	17
MFDC 124 / M16x175	98	124	12,5	2000	20,5	34	4	175	M16	17
MFDC 124 / M20x100	98	124	12,5	2500	20,5	34	4	100	M20	17
MFDC 124 / M20x150	98	124	12,5	2500	20,5	34	4	150	M20	17
MFDC 124 / M20x175	98	124	12,5	2500	20,5	34	4	175	M20	17
MFDC 124 / M20x200	98	124	12,5	2500	20,5	34	4	200	M20	17
MFDC 124 / M24x100	98	124	12,5	3000	20,5	34	4	100	M24	20
MFDC 124 / M24x150	98	124	12,5	3000	20,5	34	4	150	M24	20
MFDC 124 / M24x200	98	124	12,5	3000	20,5	34	4	200	M24	20
MFDC 124 / M30x150	98	124	12,5	3500	20,5	34	4	150	M30	26
MFDC 124 / M30x200	98	124	12,5	3500	20,5	34	4	200	M30	26
MFDC 124 / M30x250	98	124	12,5	3500	20,5	34	4	250	M30	26

Standardfarben
- schwarz

Material
- Gewinde: Stahl verzinkt
- Fuß: Stahl mit Kataphorese-Tauchlackierung

Standard Colours
- *black*

Material
- *Thread: zinc-plated steel*
- *Base: cataphoresis painting steel*

Gruppe / Group: MFDD

Formgestanzte Maschinenfüße aus verzinktem Stahl mit 4 Befestigungsbohrungen
Form- punched machine feet made of galvanized steel with 4 fixing holes

MFDD

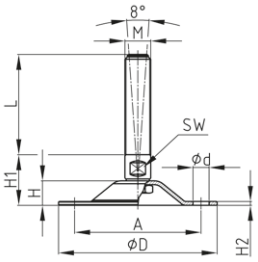

MFDD

Bestellnummer *Order Number*	A *A* mm	D *D* mm	d *d* mm	F max. *F max.* kg	H *H* mm	H1 *H1* mm	H2 *H2* mm	L *L* mm	M *M*	SW *WAF* mm
MFDD 124 / M16x100	98	124	12,5	2000	20,5	34	4	100	M16	17
MFDD 124 / M16x150	98	124	12,5	2000	20,5	34	4	150	M16	17
MFDD 124 / M16x175	98	124	12,5	2000	20,5	34	4	175	M16	17
MFDD 124 / M20x100	98	124	12,5	2500	20,5	34	4	100	M20	17
MFDD 124 / M20x150	98	124	12,5	2500	20,5	34	4	150	M20	17
MFDD 124 / M20x175	98	124	12,5	2500	20,5	34	4	175	M20	17
MFDD 124 / M20x200	98	124	12,5	2500	20,5	34	4	200	M20	17
MFDD 124 / M24x100	98	124	12,5	3000	20,5	34	4	100	M24	20
MFDD 124 / M24x150	98	124	12,5	3000	20,5	34	4	150	M24	20
MFDD 124 / M24x200	98	124	12,5	3000	20,5	34	4	200	M24	20
MFDD 124 / M30x150	98	124	12,5	3500	20,5	34	4	150	M30	26
MFDD 124 / M30x200	98	124	12,5	3500	20,5	34	4	200	M30	26
MFDD 124 / M30x250	98	124	12,5	3500	20,5	34	4	250	M30	26

Material
- Gewinde: Stahl verzinkt
- Fuß: gepresster Stahl, verzinkt

Material
- *Thread: zinc-plated steel*
- *Base: galvanized pressed steel*

Gruppe / Group: MFRH

Maschinenfüße aus verzinktem Stahl mit rechteckigem Fuß und Befestigungsbohrung
Machine feet made of zinced steel with rectangular base and fixing hole

MFRH

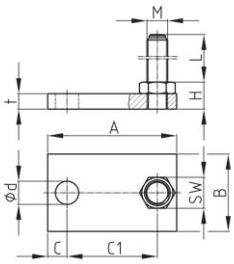

MFRH

Bestellnummer *Order Number*	A *A* mm	B *B* mm	C *C* mm	C1 *C1* mm	d *d* mm	F max. *F max.* kg	H *H* mm	L *L* mm	M *M*	SW *WAF* mm	t *t* mm
MFRH 100x60 / M16x150	100	60	70	15	18	3000	12	150	M16	24	9
MFRH 110x80 / M20x200	110	80	80	15	18	4000	12	200	M20	24	9

Material
- Stahl verzinkt

Material
- *Zinc plated steel*

Gruppe / Group: MFSA

Maschinenfüße mit gelb lackiertem Stahlfuß und verzinktem Gewinde, optional mit Anti-Slip-Platte (A)
Machine feet made of yellow painted steel base with zinced steel screw, optional with antislip pad (A)

MFSA

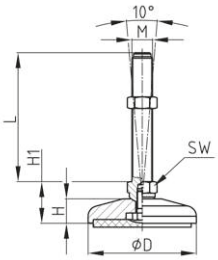

MFSA

D *D* mm	F max. *F max.* kg	H *H* mm	H1 *H1* mm	M *M*	SW *WAF* mm	100 mm	150 mm	200 mm	225 mm
80	3000	19	33	M16	24	•	•	•	
80	3500	19	33	M20	24	•	•	•	•
80	4000	19	33	M24	24	•	•	•	•
100	4000	20	34	M20	24	•	•	•	•
100	4500	20	34	M24	24	•	•	•	•
100	5000	20	34	M30	30	•	•	•	•
120	4500	22	36	M20	24	•	•	•	•
120	5000	22	36	M24	24	•	•	•	•
120	6000	22	38	M30	30	•	•	•	•
159	5000	23	36	M20	24	•	•	•	•
159	6000	23	36	M24	24	•	•	•	•
159	7000	23	38	M30	30	•	•	•	•

Bestellbeispiel: Gruppe + D + M + Gewindelänge —> MFSA 80 M16x 100 (A)
Ordering example: *Group + D + M + Thread Length —> MFSA 80 M16x 100 (A)*

Standardfarben
- narzissengelb RAL 1007

Standard Colours
- *daffodil yellow RAL 1007*

Fortsetzung nächste Seite / *Continue next page*

Gruppe / Group: MFSA - siehe Vorseite / look at page before

Material
- Gewinde: Stahl verzinkt
- Fuß: Stahl lackiert
- Anti-Slip-Platte: NBR 70 Shore

Material
- *Thread: zinc-plated steel*
- *Base: painted steel*
- *Antislip pad: NBR 70 Shore*

Gruppe / Group: MFSB

Maschinenfüße aus verzinktem Stahl mit Anti-Slip-Platte
Machine feet made of zinced steel with antislip pad

MFSB

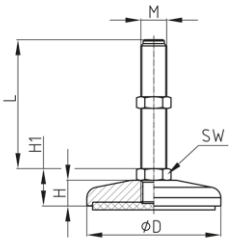

MFSB

D *D* mm	F max. *F max.* kg	H *H* mm	H1 *H1* mm	M *M*	SW *WAF* mm	100 mm	150 mm	200 mm	225 mm	250 mm
80	3000	22	31	M16	20	•	•	•		
80	3500	22	31	M20	24	•	•	•	•	
80	4000	22	31	M24	24	•	•	•	•	
100	3500	23	33	M16	24	•	•	•		
100	4000	23	33	M20	24	•	•	•		•
100	4500	23	33	M24	24	•	•	•		•
120	4500	23	33	M20	24	•	•	•		•
120	5000	23	33	M24	24	•	•	•		•
120	6000	23	33	M30	30	•	•	•		•
159	5000	26	36	M20	24	•	•	•		•
159	6000	26	36	M24	24	•	•	•		•
159	7000	26	36	M30	30	•	•	•		•

Bestellbeispiel: Gruppe + D + M + Gewindelänge —> MFSB 80 M16x 100 A
Ordering example: *Group + D + M + Thread Length —> MFSB 80 M16x 100 A*

Material
- Grundkörper: Stahl verzinkt
- Anti-Slip-Platte: NBR 70 Shore

Material
- *Base body: zinc-plated steel*
- *Antislip pad: NBR 70 Shore*

Gruppe / Group: MFSF

Maschinenfüße mit gelb lackiertem Stahlfuß, verzinktem Gewinde und Anti-Slip-Platte
Machine feet made of yellow painted steel base with zinced steel screw and antislip-pad

MFSF

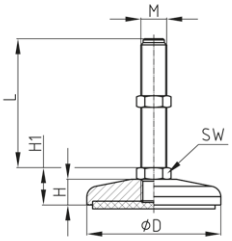

MFSF

D *D* mm	F max. *F max.* kg	H *H* mm	H1 *H1* mm	M *M*	SW *WAF* mm	100 mm	150 mm	200 mm	225 mm	250 mm
80	3000	22	31	M16	20	•	•	•		
80	3500	22	31	M20	24	•	•	•	•	
80	4000	22	31	M24	24	•	•	•	•	
100	3500	23	33	M16	24	•	•	•		
100	4000	23	33	M20	24	•	•	•		•
100	4500	23	33	M24	24	•	•	•		•
120	4500	23	33	M20	24	•	•	•		•
120	5000	23	33	M24	24	•	•	•		•
120	6000	23	33	M30	30	•	•	•		•
159	5000	26	36	M20	24	•	•	•		•
159	6000	26	36	M24	24	•	•	•		•
159	7000	26	36	M30	30	•	•	•		•

Bestellbeispiel: Gruppe + D + M + Gewindelänge —> MFSF 80 M16x 100 A
Ordering example: *Group + D + M + Thread Length —> MFSF 80 M16x 100 A*

Standardfarben
- narzissengelb RAL 1007

Material
- Gewinde: Stahl verzinkt
- Fuß: Stahl lackiert
- Anti-Slip-Platte: NBR 70 Shore

Standard Colours
- *daffodil yellow RAL 1007*

Material
- *Thread: zinc-plated steel*
- *Base: painted steel*
- *Antislip pad: NBR 70 Shore*

Gruppe / Group: MFSG

Maschinenfüße aus verzinktem Stahl mit zwei Befestigungsbohrungen, optional mit Anti-Slip-Platte (A)
Machine feet made of zinced steel, with 2 fixing holes, optional with antislip-pad (A)

MFSG

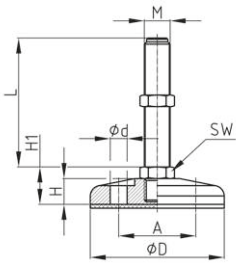

MFSG

A *A* mm	D *D* mm	d *d* mm	F max. *F max.* kg	H *H* mm	H1 *H1* mm	M *M*	SW *WAF* mm	100 mm	150 mm	200 mm	250 mm
74	100	12,5	3500	20	29	M16	24	•	•	•	
74	100	12,5	4000	20	29	M20	24	•	•	•	•
74	100	12,5	4500	20	29	M24	24	•	•	•	•
90	120	12,5	4500	22	31	M20	24	•	•	•	•
90	120	12,5	5000	22	31	M24	24	•	•	•	•
90	120	12,5	6000	22	31	M30	30	•	•	•	•
122	159	12,5	5000	23	32	M20	24	•	•	•	•
122	159	12,5	6000	23	32	M24	24	•	•	•	•
122	159	12,5	7000	23	32	M30	30	•	•	•	•

Bestellbeispiel: Gruppe + D + M + Gewindelänge —> MFSG 100 M16x 100 (A)
Ordering example: *Group + D + M + Thread Length —> MFSG 100 M16x 100 (A)*

Material
- Grundkörper: Stahl verzinkt
- Anti-Slip-Platte: NBR 70 Shore

Material
- *Base body: zinc-plated steel*
- *Antislip pad: NBR 70 Shore*

Gruppe / Group: MFSH

Maschinenfüße aus verzinktem Stahl mit zwei Befestigungsbohrungen, optional mit Anti-Slip-Platte (A)
Machine feet made of zinced steel with two fixing holes, optional with antislip-pad (A)

MFSH

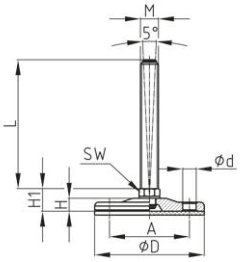

MFSH

A *A* mm	D *D* mm	d *d* mm	F max. *F max.* kg	H *H* mm	H1 *H1* mm	M *M*	SW *WAF* mm	50 mm	75 mm	100 mm	125 mm	150 mm	175 mm	200 mm	225 mm
45	63	10,5	1800	11,5	19	M10	14	•		•					
45	63	10,5	1800	11,5	19	M12	14	•		•	•				
45	63	10,5	1800	11,5	19	M14	14	•		•	•				
45	63	10,5	1800	11,5	19	M16	16	•		•	•				
62	80	10,5	2000	11,5	20	M14	14	•		•		•			
62	80	10,5	2000	11,5	20	M10	14	•		•					
62	80	10,5	2000	11,5	20	M12	14	•		•					
62	80	10,5	2000	11,5	20	M16	16		•	•		•			
62	80	10,5	2500	11,5	20	M20	20		•		•		•		
76	100	10,5	3000	16	25	M16	20		•	•		•			
76	100	10,5	3000	16	25	M20	20		•		•		•		
76	100	10,5	3500	16	25	M24	24			•		•		•	
76	100	10,5	3500	16	26	M30	30				•		•		•
96	120	10,5	3500	16	25	M16	20		•	•		•			
96	120	10,5	4000	16	25	M20	20		•		•		•		
96	120	10,5	4500	16	25	M24	24			•		•		•	
96	120	10,5	4500	16	26	M30	30				•		•		•

Bestellbeispiel: Gruppe + D + M + Gewindelänge —> MFSH 63 M10x 50 (A)
Ordering example: *Group + D + M + Thread Length —> MFSH 63 M10x 50 (A)*

Material
- Grundkörper: Stahl verzinkt
- Anti-Slip-Platte: NBR 70 Shore

Material
- *Base body: zinc-plated steel*
- *Antislip pad: NBR 70 Shore*

Gruppe / Group: MFSL

Maschinenfüße aus verzinktem Stahl, optional mit Anti-Slip-Platte (A)
Machine feet made of zinced steel, optional with antislip-pad (A)

MFSL

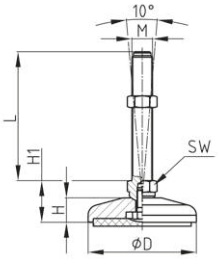

MFSL

D *D* mm	F max. *F max.* kg	H *H* mm	H1 *H1* mm	M *M*	SW *WAF* mm	100 mm	150 mm	200 mm	225 mm
80	3000	19	33	M16	24	•	•	•	
80	3500	19	33	M20	24	•	•	•	•
80	4000	19	33	M24	24	•	•	•	•
100	4000	20	34	M20	24	•	•	•	•
100	4500	20	34	M24	24	•	•	•	•
100	5000	20	36	M30	30	•	•	•	•
120	4500	22	36	M20	24	•	•	•	•
120	5000	22	36	M24	24	•	•	•	•
120	6000	22	38	M30	30	•	•	•	•
159	5000	23	36	M20	24	•	•	•	•
159	6000	23	36	M24	24	•	•	•	•
159	7000	23	38	M30	30	•	•	•	•

Bestellbeispiel: Gruppe + D + M + Gewindelänge —> MFSL 80 M10x 100 (A)
Ordering example: *Group + D + M + Thread Length —> MFSL 80 M10x 100 (A)*

Material
- Grundkörper: Stahl verzinkt
- Anti-Slip-Platte: NBR 70 Shore

Material
- *Base body: zinc-plated steel*
- *Antislip pad: NBR 70 Shore*

Gruppe / Group: MFSM

Maschinenfüße aus verzinktem Stahl, optional mit Anti-Slip-Platte (A)
Machine feet made of zinced steel base, optional with antislip pad (A)

MFSM/A

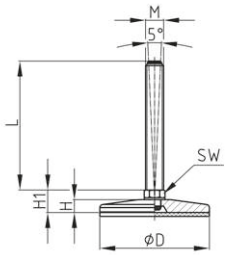

MFSM/A

D *D* mm	F max. *F max.* kg	H *H* mm	H1 *H1* mm	M *M*	SW *WAF* mm	50 mm	75 mm	100 mm	125 mm	150 mm	175 mm	200 mm	225 mm
50	1500	11,5	19	M10	14	•		•					
50	1500	11,5	19	M12	14	•		•	•				
50	1500	11,5	19	M14	14	•		•	•				
63	1800	11,5	19	M10	14	•		•					
63	1800	11,5	19	M12	14	•		•	•				
63	1800	11,5	19	M14	14	•		•	•				
63	1800	11,5	19	M16	14	•		•	•				

Gruppe / Group: MFSM

D *D* mm	F max. *F max.* kg	H *H* mm	H1 *H1* mm	M *M*	SW *WAF* mm	50 mm	75 mm	100 mm	125 mm	150 mm	175 mm	200 mm	225 mm
80	2000	11,5	19	M14	14	•		•		•			
80	2000	11,5	19	M10	14	•		•					
80	2000	11,5	19	M12	14	•		•					
80	2000	11,5	19	M16	16		•	•		•			
80	2500	11,5	19	M20	20		•		•		•		
100	3000	16	25	M16	20		•	•		•			
100	3000	16	25	M20	20		•		•		•		
100	3500	16	25	M24	24			•		•		•	
100	3500	16	26	M30	30				•		•		•
120	3500	16	25	M16	20		•	•		•			
120	4000	16	25	M20	20		•		•		•		
120	4500	16	25	M24	24			•		•		•	
120	4500	16	26	M30	30				•		•		•

Bestellbeispiel: Gruppe + D + M + Gewindelänge —> MFSM 50 M10x 50 (A)
Ordering example: *Group + D + M + Thread Length —> MFSM 50 M10x 50 (A)*

Material
- Grundkörper: Stahl verzinkt
- Anti-Slip-Platte: NBR 70 Shore

Material
- *Base body: zinc-plated steel*
- *Antislip pad: NBR 70 Shore*

Gruppe / Group: MFSP

Maschinenfüße mit gelb lackiertem Stahlfuß, verzinktem Gewinde und zwei Befestigungsbohrungen, optional mit Anti-Slip-Platte (A)
Machine feet made of yellow painted steel base with zinced steel thread and two fixing holes, optional with antislip pad (A)

MFSP-A

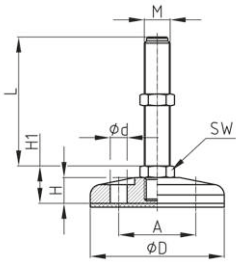

MFSP

A *A* mm	D *D* mm	d *d* mm	F max. *F max.* kg	H *H* mm	H1 *H1* mm	M *M*	SW *WAF* mm	100 mm	150 mm	200 mm	250 mm
74	100	12,5	3500	20	29	M16	24	•	•	•	
74	100	12,5	4000	20	29	M20	24	•	•	•	•
74	100	12,5	4500	20	29	M24	24	•	•	•	•
90	120	12,5	4500	22	31	M20	24	•	•	•	•
90	120	12,5	5000	22	31	M24	24	•	•	•	•
90	120	12,5	6000	22	31	M30	30	•	•	•	•
122	159	12,5	5000	23	32	M20	24	•	•	•	•
122	159	12,5	6000	23	32	M24	24	•	•	•	•
122	159	12,5	7000	23	32	M30	30	•	•	•	•

Bestellbeispiel: Gruppe + D + M + Gewindelänge —> MFSP 100 M16x 100 (A)
Ordering example: *Group + D + M + Thread Length —> MFSP 100 M16x 100 (A)*

Standardfarben
- narzissengelb RAL 1007

Standard Colours
- *daffodil yellow RAL 1007*

Material
- Gewinde: Stahl verzinkt
- Fuß: Stahl lackiert
- Anti-Slip-Platte: NBR 70 Shore

Material
- *Thread: zinc-plated steel*
- *Base: painted steel*
- *Antislip pad: NBR 70 Shore*

Gruppe / Group: MFSV

Gelenk-Maschinenfüße mit gelb lackiertem Stahlfuß und verzinktem Gewinde, optional mit Anti-Slip-Platte (A)
culated machine feet made of yellow painted steel base and adjustable zinced steel thread, optional with antislip pad (A)

MFSV

MFSV

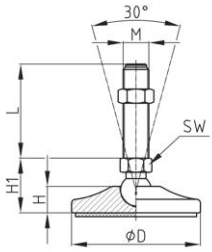

MFSV

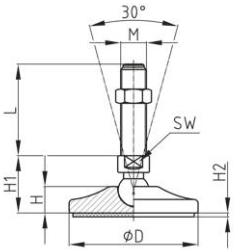

MFSV

D *D* mm	F max. *F max.* kg	H *H* mm	H1 *H1* mm	M *M*	SW *WAF* mm	25 mm	50 mm	75 mm	100 mm	125 mm	150 mm	175 mm	200 mm	225 mm	250 mm
50	1500	16	28	M10	14	•	•	•	•	•					
50	1500	16	28	M12	14	•	•	•	•	•					
50	1500	16	28	M14	14	•	•	•	•	•					
65	2000	17	30	M14	16		•	•	•	•	•				
65	2000	17	30	M16	16		•	•	•	•	•	•			
80	3000	19,5	33	M16	16		•	•	•	•	•	•	•		
80	3000	19,5	36	M20	17			•	•	•	•	•	•	•	
100	3500	20	43	M16	20		•	•	•	•	•	•	•		
100	4500	20	43	M20	20			•	•	•	•	•	•	•	•
100	5500	20	44	M24	20			•	•	•	•	•	•	•	•
120	3500	23	46	M16	20		•	•	•	•	•	•	•		
120	4500	23	46	M20	20			•	•	•	•	•	•	•	•
120	5500	23	47	M24	20			•	•	•	•	•	•	•	•
120	6500	23	47	M30	26				•	•	•	•	•	•	•

Bestellbeispiel: Gruppe + D + M + Gewindelänge —> MFSV 50 M10x 25 (A)
Ordering example: *Group + D + M + Thread Length —> MFSV 50 M10x 25 (A)*

Standardfarben
- narzissengelb RAL 1007

Material
- Gewinde: Stahl verzinkt
- Fuß: Stahl lackiert
- Anti-Slip-Platte: NBR 70 Shore

Standard Colours
- *daffodil yellow RAL 1007*

Material
- *Thread: zinc-plated steel*
- *Base: painted steel*
- *Antislip pad: NBR 70 Shore*

Gruppe / Group: MFTZ

Maschinenfüße aus Stahl mit verzinktem Fuß und brünierter Schraube
Machine feet made of zinced steel base and browned steel screw

MFTZ

MFTZ

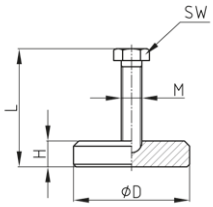

MFTZ

Bestellnummer *Order Number*	D *D* mm	F max. *F max.* kg	H *H* mm	L *L* mm	M *M*	SW *WAF* mm
MFTZ 90 / M16x94	90	3500	20	94	M16	24
MFTZ 90 / M16x104	90	3500	20	104	M16	24

Material
- Schraube: Stahl brüniert
- Fuß: Stahl verzinkt

Material
- *Screw: steel browned*
- *Base: zinc-plated steel*

Gruppe / Group: MFHX

Maschinenfüße aus Edelstahl mit Gummistellfläche und verdecktem Übergang von Fuß zu Gewinde
Machine feet made of stainless steel with rubber support surface and concealed transition from foot to thread

MFHX

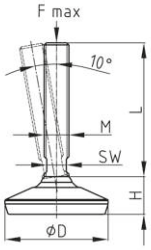

MFHX

D *D* mm	F max. *F max.* kg	H *H* mm	M *M*	SW *WAF* mm	49 mm	70 mm	97 mm	139 mm	172 mm	223 mm	305 mm
65	900	34	M12	10	•	•	•	•			
65	900	34	M16	13		•	•	•	•	•	
65	900	34	M20	17		•	•	•	•	•	•
65	900	34	M24	19		•	•	•	•	•	•
65	710	34	M12	10					•		
65	420	34	M12	10						•	
65	220	34	M12	10							•
65	790	34	M16	13							•
80	1500	39	M12	10		•	•				
80	1500	39	M16	13		•	•	•	•		
80	1500	39	M20	17		•	•	•	•	•	•
80	1500	39	M24	19		•	•	•	•	•	•
80	1500	33	M30	24		•	•	•	•	•	•
80	1090	39	M12	10				•			
80	710	39	M12	10					•		
80	420	39	M12	10						•	
80	1480	39	M16	13						•	
80	790	39	M16	13							•
105	1650	39	M12	10			•				
105	2200	39	M16	13		•	•	•	•		
105	2200	39	M20	17		•	•	•	•	•	
105	2200	39	M24	19		•	•	•	•	•	•
105	2200	34	M30	24		•	•	•	•	•	•
105	2200	34	M36	30			•	•	•	•	•
105	1480	39	M16	13						•	
105	790	39	M16	13							•
105	1940	39	M20	17							•
125	3080	40	M16	13				•			
125	3200	40	M20	17		•	•	•	•	•	
125	3200	40	M24	19		•	•	•	•	•	•
125	3200	34	M30	24		•	•	•	•	•	•
125	3200	34	M36	30			•	•	•	•	•
125	3200	34	M42	36			•	•	•	•	
125	1940	40	M20	17							•
150	3080	42	M16	13				•			
150	4820	42	M20	17		•	•	•	•		
150	3630	42	M20	17						•	
150	1940	42	M20	17							•
150	6920	42	M24	19		•	•	•	•	•	
150	3990	42	M24	19							•
150	700	36	M30	24		•	•	•	•	•	•
150	700	36	M36	30			•	•	•	•	•
150	700	36	M42	36			•	•	•	•	

Bestellbeispiel: Gruppe + D + M + Gewindelänge —> MFHX 105 M16 x 100
Ordering example: *Group + D + M + Thread Length —> MFHX 105 M16 x 100*

Gruppe / Group: MFHX

Standardfarben
- schwarz

Material
- Gewinde: AISI 304 (A2)
- Gummi: NBR 72 Shore

Standard Colours
- *black*

Material
- *Thread: AISI 304 (A2)*
- *Rubber: NBR 72 Shore*

Gruppe / Group: MFHXB

Maschinenfüße aus Edelstahl mit Gummistellfläche, Befestigungslasche und verdecktem Fuß/Gewindeübergang
Machine feet made of stainless steel with rubber base, fixing plate and covered transition feet/thread

MFHXB

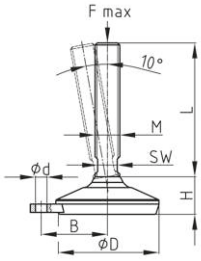

MFHXB

D *D* mm	B *B* mm	d *d* mm	F max. *F max.* kg	H *H* mm	M *M*	SW *WAF* mm	49 mm	70 mm	97 mm	139 mm	172 mm	223 mm	305 mm
65	46,8	15	900	34	M12	10	•	•	•	•			
65	46,8	15	900	34	M16	13		•	•	•	•	•	
65	46,8	15	900	34	M20	17		•	•	•	•	•	•
65	46,8	15	900	34	M24	19		•	•	•	•	•	•
65	46,8	15	710	34	M12	10					•		
65	46,8	15	420	34	M12	10						•	
65	46,8	15	220	34	M12	10							•
65	46,8	15	790	34	M16	13							•
80	53,2	15	1500	39	M12	10		•	•				
80	53,2	15	1500	39	M16	13		•	•	•	•		
80	53,2	15	1500	39	M20	17		•	•	•	•	•	•
80	53,2	15	1500	39	M24	19		•	•	•	•	•	•
80	53,2	15	1500	33	M30	24		•	•	•	•	•	•
80	53,2	15	1090	39	M12	10				•			
80	53,2	15	710	39	M12	10					•		
80	53,2	15	420	39	M12	10						•	
80	53,2	15	1480	39	M16	13						•	
80	53,2	15	790	39	M16	13							•
105	70	15	2200	39	M16	13		•	•	•	•		
105	70	15	2200	39	M20	17		•	•	•	•	•	
105	70	15	2200	39	M24	19		•	•	•	•	•	•
105	70	15	2200	34	M30	24		•	•	•	•	•	•
105	70	15	2200	34	M36	30			•	•	•	•	•
105	70	15	1480	39	M16	13						•	
105	70	15	790	39	M16	13							•
105	70	15	1940	39	M20	17							•

Bestellbeispiel: Gruppe + D + M + Gewindelänge —> MFHXB 105 M16 x 100
Ordering example: *Group + D + M + Thread Length —> MFHXB 105 M16 x 100*

Standardfarben
- schwarz

Material
- Gewinde: AISI 304 (A2)
- Gummi: NBR 72 Shore

Standard Colours
- *black*

Material
- *Thread: AISI 304 (A2)*
- *Rubber: NBR 72 Shore*

Gruppe / Group: MFM

Maschinenfüße aus Edelstahl mit Gummistellfläche
Machine feet made of stainless steel with rubber base

MFM

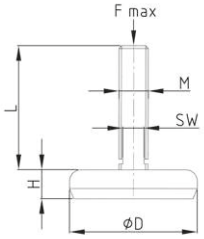

MFM

D *D* mm	F max. *F max.* kg	H *H* mm	M *M*	SW *WAF* mm	50 mm	70 mm	100 mm	150 mm	180 mm	230 mm	310 mm
40	200	20	M10	8	•	•	•	•	•	•	
40	200	20	M12	10	•	•	•	•	•	•	
40	200	20	M16	13		•	•	•	•	•	•
40	200	20	M20	15		•	•	•	•	•	•
40	200	20	M24	19		•	•	•	•	•	•
50	300	21	M10	8	•	•	•	•	•	•	
50	300	21	M12	10	•	•	•	•	•	•	
50	300	21	M16	13		•	•	•	•	•	•
50	300	21	M20	15		•	•	•	•	•	•
50	300	21	M24	19		•	•	•	•	•	•
75	800	22	M10	8	•	•	•	•	•	•	
75	800	22	M12	10	•	•	•	•	•	•	
75	800	22	M16	13		•	•	•	•	•	•
75	800	22	M20	15		•	•	•	•	•	•
75	800	22	M24	19		•	•	•	•	•	•
75	800	22	M30	24			•	•	•	•	•
100	2200	32	M12	10	•	•	•	•	•		
100	2000	32	M16	13		•	•	•	•	•	•
100	2000	32	M20	15		•	•	•	•	•	•
100	2000	32	M24	19		•	•	•	•	•	•
100	2000	32	M30	24		•	•	•	•	•	•
125	3000	37	M16	13		•	•	•	•	•	•
125	3000	37	M20	15		•	•	•	•	•	•
125	3000	37	M24	19		•	•	•	•	•	•
125	3000	37	M30	24		•	•	•	•	•	•
125	3000	37	M36	24				•	•	•	•
150	4000	40	M16	13		•	•	•	•	•	•
150	4000	40	M20	15		•	•	•	•	•	•
150	4000	40	M24	19		•	•	•	•	•	•
150	4000	40	M30	24		•	•	•	•	•	•
150	4000	40	M36	30			•	•	•	•	•
180	5000	40	M16	13		•	•	•	•	•	•
180	5000	40	M20	15		•	•	•	•	•	•
180	5000	40	M24	19		•	•	•	•	•	•
180	5000	40	M30	24		•	•	•	•	•	•
180	5000	40	M36	30			•	•	•	•	•
180	5000	40	M42	36			•	•	•	•	•

Bestellbeispiel: Gruppe + D + M + Gewindelänge —> MFM 100 M16 x 100
Ordering example: *Group + D + M + Thread Length —> MFM 100 M16 x 100*

Standardfarben
- schwarz

Material
- Gewinde: AISI 304 (A2)
- Gummi: NBR 72 Shore

Standard Colours
- *black*

Material
- *Thread: AISI 304 (A2)*
- *Rubber: NBR 72 Shore*

Gruppe / Group: MFMB

Maschinenfüße aus Edelstahl mit Gummistellfläche und Befestigungslasche
Machine feet made of stainless steel with rubber base and fixing strap

MFMB

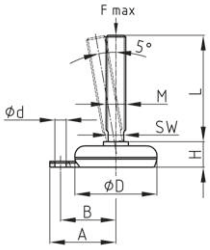

MFMB

D *D* mm	A *A* mm	B *B* mm	d *d* mm	F max. *F max.* kg	H *H* mm	M *M*	SW *WAF* mm	50 mm	70 mm	100 mm	150 mm	180 mm	230 mm	310 mm
75	67	52	14,85	800	22	M10	8	•	•	•	•	•	•	
75	67	52	14,85	800	22	M12	10	•	•	•	•	•	•	
75	67	52	14,85	800	22	M16	13		•	•	•	•	•	•
75	67	52	14,85	800	22	M20	15		•	•	•	•	•	•
75	67	52	14,85	800	22	M24	19		•	•	•	•	•	•
75	67	52	14,85	800	22	M30	24		•	•	•	•	•	•
100	82	67	14,85	1000	32	M12	10	•	•	•	•	•	•	
100	82	67	14,85	1000	32	M16	13		•	•	•	•	•	•
100	82	67	14,85	1000	32	M20	15		•	•	•	•	•	•
100	82	67	14,85	1000	32	M24	19		•	•	•	•	•	•
100	82	67	14,85	1000	32	M30	24		•	•	•	•	•	•

Bestellbeispiel: Gruppe + D + M + Gewindelänge —> MFMB 75 M16 x 100
Ordering example: *Group + D + M + Thread Length —> MFMB 75 M16 x 100*

Standardfarben
- schwarz

Material
- Gewinde: AISI 304 (A2)
- Gummi: NBR 72 Shore

Standard Colours
- *black*

Material
- *Thread: AISI 304 (A2)*
- *Rubber: NBR 72 Shore*

Gruppe / Group: MFMB2

Maschinenfüße aus Edelstahl mit Gummistellfläche und Befestigungslaschen
Machine feet made of stainless steel with rubber base and fixing straps

MFMB2

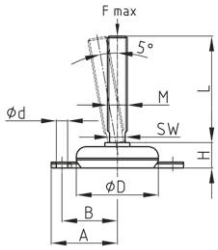

MFMB2

D *D* mm	A *A* mm	B *B* mm	H *H* mm	d *d* mm	F max. *F max.* kg	M *M*	SW *WAF* mm	50 mm	70 mm	100 mm	150 mm	180 mm	230 mm	310 mm
75	67	52	22	14,85	800	M10	8	•	•	•	•			
75	67	52	22	14,85	800	M12	10	•	•	•	•	•	•	
75	67	52	22	14,85	800	M16	13		•	•	•	•	•	•

Fortsetzung nächste Seite / *Continue next page*

Gruppe / Group: MFMB2 - siehe Vorseite / look at page before

D *D* mm	A *A* mm	B *B* mm	H *H* mm	d *d* mm	F max. *F max.* kg	M *M*	SW *WAF* mm	50 mm	70 mm	100 mm	150 mm	180 mm	230 mm	310 mm
75	67	52	22	14,85	800	M20	17		•	•	•	•	•	•
75	67	52	22	14,85	800	M24	19		•	•	•	•	•	•
75	67	52	22	14,85	800	M30	24				•	•	•	•

Bestellbeispiel: Gruppe + D + M + Gewindelänge —> MFMB2 75 M16 x 100
Ordering example: *Group + D + M + Thread Length —> MFMB2 75 M16 x 100*

Standardfarben
- schwarz

Material
- Gewinde: AISI 304 (A2)
- Gummi: NBR 72 Shore

Standard Colours
- *black*

Material
- *Thread: AISI 304 (A2)*
- *Rubber: NBR 72 Shore*

Gruppe / Group: MFK

Maschinenfüße aus Edelstahl mit Gummistellfläche (zum Ausgleich von Bodenunebenheiten)
Machine feet made of stainless steel with rubber base (to cope slopes on the floor and equipment)

MFK

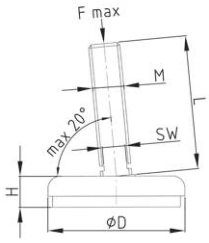

MFK

D *D* mm	F max. *F max.* kg	H *H* mm	M *M*	SW *WAF* mm	50 mm	70 mm	100 mm	150 mm	180 mm	230 mm	310 mm
75	800	21	M12	10	•	•	•	•	•		
75	800	21	M16	13		•	•	•	•	•	•
75	800	21	M20	15		•	•	•	•	•	•
75	800	21	M24	19		•	•	•	•	•	•
75	800	21	M30	24					•	•	
100	2000	36	M12	10	•	•	•	•	•		
100	2000	36	M16	13		•	•	•	•	•	•
100	2000	36	M20	15		•	•	•	•	•	•
100	2000	36	M24	19		•	•	•	•	•	•
100	2000	36	M30	24		•	•	•	•	•	•
125	3000	40	M12	10	•	•	•	•	•		
125	3000	40	M16	13		•	•	•	•	•	•
125	3000	40	M20	15		•	•	•	•	•	•
125	3000	40	M24	19		•	•	•	•	•	•
125	3000	40	M30	24		•	•	•	•	•	•

Bestellbeispiel: Gruppe + D + M + Gewindelänge —> MFK 100 M16 x 100
Ordering example: *Group + D + M + Thread Length —> MFK 100 M16 x 100*

Standardfarben
- weiß

Material
- Gewinde: AISI 304 (A2)
- Gummi: NBR 72 Shore

Standard Colours
- *white*

Material
- *Thread: AISI 304 (A2)*
- *Rubber: NBR 72 Shore*

Gruppe / Group: MFAF

Vibrationsdämpfende Maschinenfüße aus Edelstahl
Vibration-damping machine feet made of stainless steel

Bestellnummer *Order Number*	D *D* mm	F max. *F max.* kg	F min. *F min.* kg	H *H* mm	L *L* mm	M *M*	SW *WAF* mm
MFAF 84	84	600	300	30	83	M12	8
MFAF 104	104	1100	600	34	121	M14	9
MFAF 120	120	1300	700	37	125	M16	10
MFAF 140	140	1600	800	45	128	M16	10
MFAF 160	160	2500	1200	45	135	M20	13
MFAF 180	180	3500	1700	45	135	M20	13

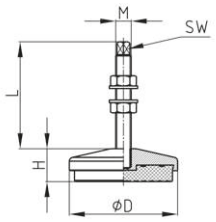

MFAF

MFAF

Standardfarben
- schwarz

Standard Colours
- *black*

Material
- Grundkörper: AISI 304 (A2)
- Gummi: NBR 80 Shore

Material
- *Base body: AISI 304 (A2)*
- *Rubber: NBR 80 Shore*

Gruppe / Group: MFANS

Vibrationsdämpfende Maschinenfüße aus Edelstahl mit Auskehlung
Anti vibration machine feet made of stainless steel with niche

Bestellnummer *Order Number*	D *D* mm	F max. *F max.* kg	F min. *F min.* kg	H *H* mm
MFANS 84	84	600	300	30
MFANS 104	104	1100	600	34
MFANS 120	120	1300	700	37
MFANS 140	140	1600	800	45
MFANS 160	160	2500	1200	45
MFANS 180	180	3500	1700	45

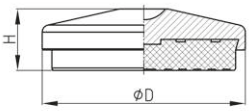

MFANS

MFANS

Material
- Grundkörper: AISI 304 (A2)
- Gummi: NBR 80 Shore

Material
- *Base body: AISI 304 (A2)*
- *Rubber: NBR 80 Shore*

Gruppe / Group: MFAS

Vibrationsdämpfende Maschinenfüße aus Edelstahl mit vulkanisierter Gummistellfläche
Anti vibration machine feet made of stainless steel with vulcanized rubber base

Bestellnummer *Order Number*	D *D* mm	F max. *F max.* kg	F min. *F min.* kg	H *H* mm	H1 *H1* mm	L *L* mm	M *M*	SW *WAF* mm
MFAS 80 / M12x75	80	450	250	28	25	75	M12	8
MFAS 80 / M14x100	80	450	250	28	25	100	M14	9
MFAS 100 / M12x75	100	900	500	31	28	75	M12	8
MFAS 100 / M14x100	100	900	500	31	28	125	M14	9
MFAS 100 / M16x100	100	900	500	31	28	125	M16	10
MFAS 120 / M16x125	120	1100	600	35	32	125	M16	10
MFAS 120 / M20x125	120	1100	600	35	32	125	M20	13
MFAS 120 / M24x125	120	1100	600	35	32	125	M24	16

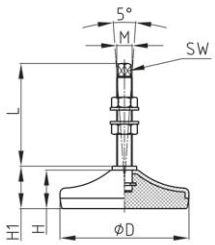

MFAS

MFAS

Material
- Gewinde: AISI 304 (A2)
- Gummi: NBR 80 Shore, vulkanisiert

Material
- *Thread: AISI 304 (A2)*
- *Rubber: NBR 80 Shore, vulcanized*

Gruppe / Group: MFDR

Formgestanzte Maschinenfüße aus Edelstahl mit 2 bis 4 Befestigungsbohrungen und vulkanisierter Gummistellfläche
Form- punched machine feet made of stainless steel with 2 or 4 fixing holes and vulcanized rubber

MFDR

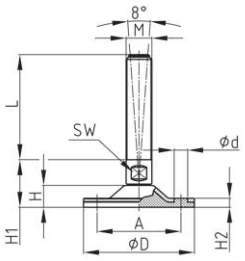

MFDR

A *A* mm	D *D* mm	d *d* mm	F max. *F max.* kg	H *H* mm	H1 *H1* mm	H2 *H2* mm	M *M*	SW *WAF* mm	100 mm	150 mm	175 mm	200 mm	250 mm
65	85	10,5	1200	13	30	7	M16	13	•	•	•		
65	85	10,5	1200	13	30	7	M20	17	•	•		•	
98	123	12,5	2000	13	37	7	M16	13	•	•	•		
98	123	12,5	2000	17	37	7	M20	17	•	•		•	
98	123	12,5	2000	20	38	7	M24	20	•	•		•	
98	123	12,5	2000	26	38	7	M30	26		•		•	•

Bestellbeispiel: Gruppe + D + M + Gewindelänge —> MFDR 85 M16x 100
Ordering example: *Group + D + M + Thread Length —> MFDR 85 M16x 100*

Material
- Grundkörper: AISI 304 (A2)
- Gummi: NBR 80 Shore, vulkanisiert

Material
- *Base body: AISI 304 (A2)*
- *Rubber: NBR 80 Shore, vulcanized*

Gruppe / Group: MFSSB

Maschinenfüße aus Edelstahl mit Befestigungslasche und vulkanisierter Gummistellfläche
Machine feet made of stainless steel with fixing system and vulcanized rubber pad

MFSSB

MFSSB

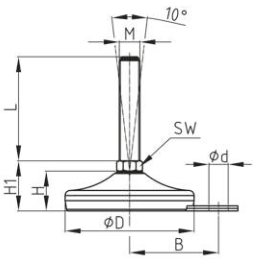

MFSSB

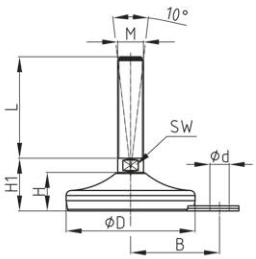

MFSSB

B *B* mm	D *D* mm	d *d* mm	F max. *F max.* kg	H *H* mm	H1 *H1* mm	M *M*	SW *WAF* mm	50 mm	75 mm	100 mm	125 mm	150 mm	175 mm	200 mm	225 mm	250 mm
54	80	15	1000	25	35	M10	14	•	•	•	•					
54	80	15	1000	25	35	M12	14	•	•	•	•					
54	80	15	1000	25	35	M14	14		•	•	•	•	•			
54	80	15	1000	25	35	M16	13		•	•	•	•	•			
54	80	15	1000	25	38	M20	17		•	•	•	•	•	•	•	
54	80	15	1000	25	40	M24	20		•	•	•	•	•	•	•	
69	100	15	1500	30	39,5	M16	13		•	•	•	•	•	•		
69	100	15	1500	30	43	M20	17		•	•	•	•	•	•	•	•
69	100	15	1500	30	44	M24	20			•	•	•	•	•	•	•
69	100	15	1500	30	44	M30	26			•	•	•	•	•	•	•

Gruppe / Group: MFSSB

Bestellbeispiel: Gruppe + D + M + Gewindelänge —> MFSSB 80 M10x 50
Ordering example: *Group + D + M + Thread Length —> MFSSB 80 M10x 50*

Material
- Grundkörper: AISI 304 (A2)
- Gummi: NBR 80 Shore, vulkanisiert

Material
- *Base body: AISI 304 (A2)*
- *Rubber: NBR 80 Shore, vulcanized*

Gruppe / Group: MFSSR

Maschinenfüße aus Edelstahl mit vulkanisierter Gummistellfläche
Machine feet made of stainless steel with vulcanized rubber pad

MFSSR

MFSSR

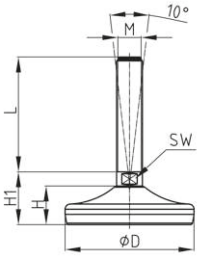

MFSSR

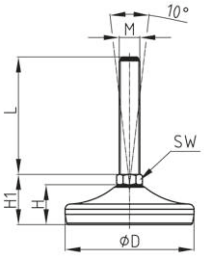

MFSSR

D *D* mm	F max. *F max.* kg	H *H* mm	H1 *H1* mm	M *M*	SW *WAF* mm	50 mm	75 mm	100 mm	125 mm	150 mm	175 mm	200 mm	225 mm	250 mm
50	400	19	29	M10	14	•	•	•	•					
50	400	19	29	M12	14	•	•	•	•					
50	400	19	29	M14	14		•	•	•	•				
50	400	19	34	M16	13		•	•	•	•				
80	1000	25	35	M14	14	•	•			•	•			
80	1000	25	35	M10	14		•	•						
80	1000	25	35	M12	14			•	•					
80	1000	25	35	M16	13		•	•	•	•	•			
80	1000	25	38	M20	17		•	•	•	•	•	•	•	
80	1000	25	40	M24	20		•	•	•	•	•	•	•	
100	1500	30	39,5	M16	13		•	•	•	•	•	•		
100	1500	30	43	M20	17		•	•	•	•	•	•	•	•
100	1500	30	44	M24	20			•	•	•	•	•	•	•
100	1500	30	44	M30	26			•	•	•	•	•	•	•
120	3000	32	47	M16	13		•	•	•	•	•	•		
120	3000	32	47	M20	17		•	•	•	•	•	•	•	•
120	3000	32	47	M24	20			•	•	•	•	•	•	•
120	3000	32	49	M30	26			•	•	•	•	•	•	•

Bestellbeispiel: Gruppe + D + M + Gewindelänge —> MFSSR 50 M10x 50
Ordering example: *Group + D + M + Thread Length —> MFSSR 50 M10x 50*

Material
- Grundkörper: AISI 304 (A2)
- Gummi: NBR 80 Shore, vulkanisiert

Material
- *Base body: AISI 304 (A2)*
- *Rubber: NBR 80 Shore, vulcanized*

Gruppe / Group: MFSSV

Vibrationsdämpfende Maschinenfüße aus Edelstahl mit vulkanisierter EPDM- Gummistellfläche
Anti vibration machine feet made of stainless steel with vulcanized EPDM- rubber pad

MFSSV

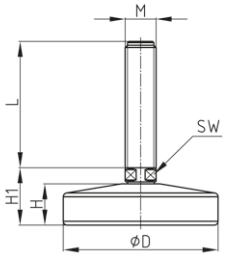

MFSSV

Bestellnummer *Order Number*	D *D* mm	F max. *F max.* kg	H *H* mm	H1 *H1* mm	L *L* mm	M *M*	SW *WAF* mm
MFSSV 150 / M30x120	150	2500	36,5	177	120	M30	26

Material
- Grundkörper: AISI 304 (A2)
- Gummi: EPDM 80 Shore, vulkanisiert

Material
- *Base body: AISI 304 (A2)*
- *Rubber: EPDM 80 Shore, vulcanized*

Gruppe / Group: MFTH

Maschinenfüße aus Edelstahl mit Dichtungsbuchse, einer Befestigungslasche und vulkanisierter Gummistellfläche
Machine feet made of stainless steel with sealing bush, fixing system and vulcanized rubber pad

MFTH

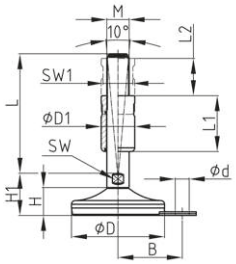

MFTH

Bestellnummer *Order Number*	B *B* mm	D *D* mm	D1 *D1* mm	d *d* mm	F max. *F max.* kg	H *H* mm	H1 *H1* mm	L *L* mm	L1 *L1* mm	L2 *L2* mm	M *M*	SW *WAF* mm	SW1 *SW1* mm
MFTH 80 / M16x125	54	80	25	15	1000	25	38	125	60	40	M16	17	20
MFTH 80 / M16x150	54	80	25	15	1000	25	38	150	60	40	M16	17	20
MFTH 80 / M20x150	54	80	30	15	1000	25	38	150	60	40	M20	17	26
MFTH 100 / M16x150	69	100	25	15	1500	30	43	150	60	40	M16	17	20
MFTH 100 / M20x150	69	100	30	15	1500	30	43	150	60	40	M20	17	26
MFTH 100 / M24x150	69	100	35	15	1500	30	44	150	60	40	M24	20	30
MFTH 100 / M30x150	69	100	42	15	1500	30	44	150	60	40	M30	26	36

Material
- Grundkörper: AISI 304 (A2)
- Gummi: NBR 80 Shore, vulkanisiert

Material
- *Base body: AISI 304 (A2)*
- *Rubber: NBR 80 Shore, vulcanized*

Gruppe / Group: MFTM

Maschinenfüße aus Edelstahl mit Dichtungsbuchse und vulkanisierter Gummistellfläche
Machine feet made of stainless steel with sealing bush and vulcanized rubber pad

MFTM

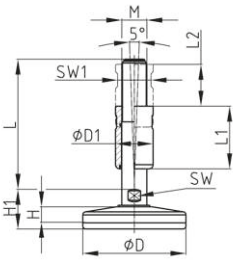

MFTM

Bestellnummer *Order Number*	D *D* mm	D1 *D1* mm	F max. *F max.* kg	H *H* mm	H1 *H1* mm	L *L* mm	L1 *L1* mm	L2 *L2* mm	M *M*	SW *WAF* mm	SW1 *SW1* mm
MFTM 75 / M16x125	75	25	2000	18	28	125	60	40	M16	16	20
MFTM 100 / M16x150	100	25	3000	23	38	150	60	40	M16	17	20
MFTM 100 / M20x150	100	30	3000	23	38	150	60	40	M20	17	26
MFTM 100 / M24x150	100	35	3000	23	38	150	60	40	M24	20	30
MFTM 100 / M30x150	100	42	3000	23	38	150	60	40	M30	26	36
MFTM 120 / M20x150	120	30	4000	23	38	150	60	40	M20	17	26
MFTM 120 / M24x150	120	35	4000	23	38	150	60	40	M24	20	30
MFTM 120 / M30x150	120	42	4000	23	38	150	60	40	M30	26	36
MFTM 150 / M20x150	150	30	5000	23	44	150	60	40	M20	17	26
MFTM 150 / M24x150	150	35	5000	23	44	150	60	40	M24	20	30
MFTM 150 / M30x150	150	42	5000	23	44	150	60	40	M30	26	36

Material
- Grundkörper: AISI 304 (A2)
- Gummi: NBR 90 Shore

Material
- *Base body: AISI 304 (A2)*
- *Rubber: NBR 90 Shore*

Gruppe / Group: MFTP

Maschinenfüße aus Edelstahl mit Dichtungsbuchse, Befestigungsbohrungen und vulkanisierter Gummistellfläche
Machine feet made of stainless steel with sealing bush, fixing holes and vulcanized rubber pad

MFTP

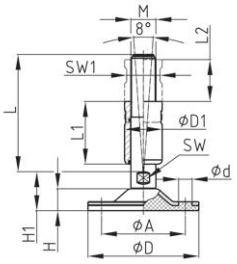

MFTP

Bestellnummer *Order Number*	A *A* mm	D *D* mm	D1 *D1* mm	d *d* mm	F max. *F max.* kg	H *H* mm	H1 *H1* mm	L *L* mm	L1 *L1* mm	L2 *L2* mm	M *M*	SW *WAF* mm	SW1 *SW1* mm
MFTP 85 / M16x125	65	85	25	10,5	1200	17	31	125	60	40	M16	17	20
MFTP 85 / M16x150	65	85	25	10,5	1200	17	31	150	60	40	M16	17	20
MFTP 85 / M20x150	65	85	30	10,5	1200	17	31	150	60	40	M20	17	26
MFTP 123 / M16x150	98	123	25	10,5	2000	23	36	150	60	40	M16	17	20
MFTP 123 / M20x150	98	123	30	10,5	2000	23	36	150	60	40	M20	17	26
MFTP 123 / M24x150	98	123	35	10,5	2000	23	36	150	60	40	M24	20	30
MFTP 123 / M30x150	98	123	42	10,5	2000	23	36	150	60	40	M30	26	36

Material
- Grundkörper: AISI 304 (A2)
- Gummi: NBR 80 Shore, vulkanisiert

Material
- *Base body: AISI 304 (A2)*
- *Rubber: NBR 80 Shore, vulcanized*

Gruppe / Group: MFTV

Maschinenfüße aus Edelstahl mit Dichtungsbuchse und vulkanisierter Gummistellfläche
Machine feet made of stainless steel with sealing bush and vulcanized rubber pad



MFTV

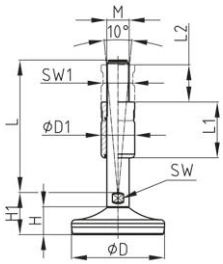

MFTV

Bestellnummer *Order Number*	D *D* mm	D1 *D1* mm	F max. *F max.* kg	H *H* mm	H1 *H1* mm	L *L* mm	L1 *L1* mm	L2 *L2* mm	M *M*	SW *WAF* mm	SW1 *SW1* mm
MFTV 80 / M16x125	80	25	1000	25	38	125	60	40	M16	17	20
MFTV 80 / M16x150	80	25	1000	25	38	150	60	40	M16	17	20
MFTV 80 / M20x150	80	30	1000	25	38	150	60	40	M20	17	26
MFTV 100 / M16x150	100	25	1500	30	43	150	60	40	M16	17	20
MFTV 100 / M20x150	100	30	1500	30	43	150	60	40	M20	17	26
MFTV 100 / M24x150	100	35	1500	30	44	150	60	40	M24	20	30
MFTV 100 / M30x150	100	42	1500	30	44	150	60	40	M30	26	36
MFTV 120 / M16x150	120	25	3000	32	47	150	60	40	M16	17	20
MFTV 120 / M20x150	120	30	3000	32	47	150	60	40	M20	17	26
MFTV 120 / M24x150	120	35	3000	32	47	150	60	40	M24	20	30
MFTV 120 / M30x150	120	42	3000	32	49	150	60	40	M30	26	36

Material
- Grundkörper: AISI 304 (A2)
- Gummi: NBR 80 Shore, vulkanisiert

Material
- *Base body: AISI 304 (A2)*
- *Rubber: NBR 80 Shore, vulcanized*

Gruppe / Group: MFJ

Maschinenfüße aus Edelstahl mit zwei Befestigungsbohrungen (optional mit Anti-Slip-Platte)
Machine feet made of stainless steel with two fixing holes (optional with antislip pad)

MFJ

MFJ-xG

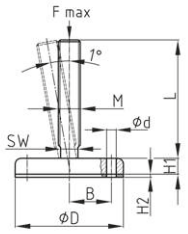

MFJ

D *D* mm	B *B* mm	H1 *H1* mm	H2 *H2* mm	d *d* mm	F max. *F max.* kg	M *M*	SW *WAF* mm	100 mm	150 mm	180 mm	230 mm
90	32	12	5	13	6000	M12	10	•	•	•	•
90	32	12	5	13	6000	M16	13	•	•	•	•
90	32	12	5	13	6000	M20	17	•	•	•	•
90	32	12	5	13	6000	M24	19	•	•	•	•
90	-	-	-	-	-	-	-				
110	44	12	5	13	6000	M12	10	•	•	•	•
110	44	12	5	13	6000	M16	13	•	•	•	•
110	44	12	5	13	6000	M20	17	•	•	•	•
110	44	12	5	13	6000	M24	19	•	•	•	•
110	44	12	5	13	6000	M30	24	•	•	•	•
110	-	-	-	-	-	-	-				
150	62	12	5	16	6000	M16	13	•	•	•	•
150	62	12	5	16	6000	M20	17	•	•	•	•
150	62	12	5	16	6000	M24	19	•	•	•	•
150	62	12	5	16	6000	M30	24	•	•	•	•
150	62	12	5	16	6000	M36	30	•	•	•	•
150	-	-	-	-	-	-	-				
180	74	14	5	16	6000	M20	17	•	•	•	•
180	74	14	5	16	6000	M24	19	•	•	•	•
180	74	14	5	16	6000	M30	24	•	•	•	•
180	74	14	5	16	6000	M36	30	•	•	•	•
180	-	-	-	-	-	-	-				

Bestellbeispiel: Gruppe + D + M + Gewindelänge —> MFJ 110 M16 x 100
Ordering example: *Group + D + M + Thread Length —> MFJ 110 M16 x 100*

Material
- Grundkörper: AISI 304 (A2)
- Gummi: NBR 72 Shore

Bestellhinweise
- Der Fuß ist optional mit einer rutschfesten Gummiplatte erhältlich, die fest mit der Edelstahlplatte verklebt ist.
- Bitte bei der Bestellung separat angeben (MFJxG, x = D)!

Material
- *Base body: AISI 304 (A2)*
- *Rubber: NBR 72 Shore*

Order informations
- *The base is optionally available with a non-slip rubber plate that is firmly bonded to the stainless steel plate.*
- *Please order separately (MFJxG, x = D)!*

Gruppe / Group: MFHJ

Maschinenfüße aus Edelstahl mit zwei Befestigungsbohrungen (optional mit Anti-Slip-Platte)
Machine feet made of stainless steel with two fixing holes (optional with antislip pad)

MFHJ

MFHJ-xG

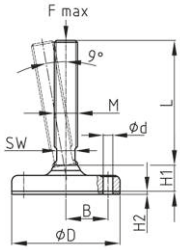

MFHJ

D *D* mm	B *B* mm	H1 *H1* mm	H2 *H2* mm	d *d* mm	F max. *F max.* kg	M *M*	SW *WAF* mm	100 mm	150 mm	180 mm	230 mm
80	27	26	5	8,4	6000	M12	10	•	•	•	•
80	27	26	5	8,4	6000	M16	13	•	•	•	•
80	27	26	5	8,4	6000	M20	17	•	•	•	•
80	27	26	5	8,4	6000	M24	19	•	•	•	•
80	27	26	5	8,4	6000	M30	24	•	•	•	•
80	-	-	-	-	-	-	-				
90	32	26	5	13	6000	M12	10	•	•	•	•
90	32	26	5	13	6000	M16	13	•	•	•	•
90	32	26	5	13	6000	M20	17	•	•	•	•
90	32	26	5	13	6000	M24	19	•	•	•	•
90	32	26	5	13	6000	M30	24	•	•	•	•
90	-	-	-	-	-	-	-				
110	44	26	5	13	6000	M16	13	•	•	•	•
110	44	26	5	13	6000	M20	17	•	•	•	•
110	44	26	5	13	6000	M24	19	•	•	•	•
110	44	26	5	13	6000	M30	24	•	•	•	•
110	-	-	-	-	-	-	-				
150	62	26	5	16	6000	M16	13	•	•	•	•
150	62	26	5	16	6000	M20	17	•	•	•	•
150	62	26	5	16	6000	M24	19	•	•	•	•
150	62	26	5	16	6000	M30	24	•	•	•	•
150	62	26	5	16	6000	M36	30	•	•	•	•
150	-	-	-	-	-	-	-				

Bestellbeispiel: Gruppe + D + M + Gewindelänge —> MFHJ 110 M16 x 100
Ordering example: *Group + D + M + Thread Length —> MFHJ 110 M16 x 100*

Material
- Grundkörper: AISI 304 (A2)
- Gummi: NBR 72 Shore

Bestellhinweise
- Der Fuß ist optional mit einer rutschfesten Gummiplatte erhältlich, die fest mit der Edelstahlplatte verklebt ist.
- Bitte bei der Bestellung separat angeben (MFHJxG, x = D)!

Material
- *Base body: AISI 304 (A2)*
- *Rubber: NBR 72 Shore*

Order informations
- *The base is optionally available with a non-slip rubber plate that is firmly bonded to the stainless steel plate.*
- *Please order separately (MFHJxG, x = D)!*

Gruppe / Group: MFKJ

Maschinenfüße aus Edelstahl mit zwei Befestigungsbohrungen (optional mit Anti-Slip-Platte)
Machine feet made of stainless steel with two fixing holes (optional with antislip pad)

MFKJ

MFKJ-xG

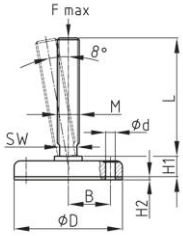

MFKJ

D *D* mm	B *B* mm	H1 *H1* mm	H2 *H2* mm	d *d* mm	F max. *F max.* kg	M *M*	SW *WAF* mm	100 mm	150 mm	180 mm	230 mm
90	32	17	5	13	6000	M12	10	•	•	•	•
90	32	17	5	13	6000	M16	13	•	•	•	•
90	32	17	5	13	6000	M20	17	•	•	•	•
90	32	17	5	13	6000	M24	19	•	•	•	•
90	-	-	-	-	-	-	-				
110	44	17	5	13	6000	M16	13	•	•	•	•
110	44	17	5	13	6000	M20	17	•	•	•	•
110	44	17	5	13	6000	M24	19	•	•	•	•
110	44	17	5	13	6000	M30	24	•	•	•	•
110	44	17	5	13	6000	M36	30	•	•	•	•
110	-	-	-	-	-	-	-				
150	62	17	5	16	6000	M16	13	•	•	•	•
150	62	17	5	16	6000	M20	17	•	•	•	•
150	62	17	5	16	6000	M24	19	•	•	•	•
150	62	17	5	16	6000	M30	24	•	•	•	•
150	62	17	5	16	6000	M36	30	•	•	•	•
150	-	-	-	-	-	-	-				
180	74	17	5	16	6000	M20	17	•	•	•	•
180	74	17	5	16	6000	M24	19	•	•	•	•
180	74	17	5	16	6000	M30	24	•	•	•	•
180	74	17	5	16	6000	M36	30	•	•	•	•
180	74	17	5	16	6000	M42	36	•	•	•	•
180	-	-	-	-	-	-	-				

Bestellbeispiel: Gruppe + D + M + Gewindelänge —> MFKJ 110 M16 x 100
Ordering example: *Group + D + M + Thread Length —> MFKJ 110 M16 x 100*

Material
- Grundkörper: AISI 304 (A2)
- Gummi: NBR 72 Shore

Bestellhinweise
- Der Fuß ist optional mit einer rutschfesten Gummiplatte erhältlich, die fest mit der Edelstahlplatte verklebt ist.
- Bitte bei der Bestellung separat angeben (MFJKxG, x = D)!

Material
- *Base body: AISI 304 (A2)*
- *Rubber: NBR 72 Shore*

Order informations
- *The base is optionally available with a non-slip rubber plate that is firmly bonded to the stainless steel plate.*
- *Please order separately (MFJKxG, x = D)!*

Gruppe / Group: MFG

Maschinenfüße aus Edelstahl (optional mit Anti-Slip-Platte)
Machine feet made of stainless steel (optional with antislip pad)

MFG

MFG-xG

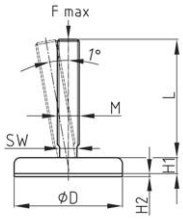

MFG

D *D* mm	H1 *H1* mm	H2 *H2* mm	F max. *F max.* kg	M *M*	SW *WAF* mm	100 mm	150 mm	180 mm	230 mm
90	12	5	6000	M12	10	•	•	•	•
90	12	5	6000	M16	13	•	•	•	•
90	12	5	6000	M20	17	•	•	•	•
90	12	5	6000	M24	19	•	•	•	•
90	-	-	-	-	-				
110	12	5	6000	M12	10	•	•	•	•
110	12	5	6000	M16	13	•	•	•	•
110	12	5	6000	M20	17	•	•	•	•
110	12	5	6000	M24	19	•	•	•	•
110	12	5	6000	M30	24	•	•	•	•
110	-	-	-	-	-				
150	12	5	6000	M16	13	•	•	•	•
150	12	5	6000	M20	17	•	•	•	•
150	12	5	6000	M24	19	•	•	•	•
150	12	5	6000	M30	24	•	•	•	•
150	12	5	6000	M36	30	•	•	•	•
150	-	-	-	-	-				
180	14	5	6000	M20	17	•	•	•	•
180	14	5	6000	M24	19	•	•	•	•
180	14	5	6000	M30	24	•	•	•	•
180	14	5	6000	M36	30	•	•	•	•
180	-	-	-	-	-				

Bestellbeispiel: Gruppe + D + M + Gewindelänge —> MFG 110 M16 x 100
Ordering example: *Group + D + M + Thread Length —> MFG 110 M16 x 100*

Material
- Grundkörper: AISI 304 (A2)
- Gummi: NBR 72 Shore

Bestellhinweise
- Der Fuß ist optional mit einer rutschfesten Gummiplatte erhältlich, die fest mit der Edelstahlplatte verklebt ist.
- Bitte bei der Bestellung separat angeben (MFGxG, x = D)!

Material
- *Base body: AISI 304 (A2)*
- *Rubber: NBR 72 Shore*

Order informations
- *The base is optionally available with a non-slip rubber plate that is firmly bonded to the stainless steel plate.*
- *Please order separately (MFGxG, x = D)!*

Gruppe / Group: MFHG

Maschinenfüße aus Edelstahl (optional mit Anti-Slip-Platte)
Machine feet made of stainless steel (optional with antislip pad)

MFHG

MFHG-xG

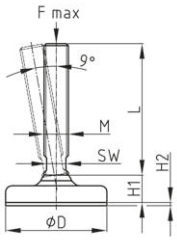

MFHG

D *D* mm	H1 *H1* mm	H2 *H2* mm	F max. *F max.* kg	M *M*	SW *WAF* mm	100 mm	150 mm	180 mm	230 mm
70	26	5	6000	M12	10	•	•	•	•
70	26	5	6000	M16	13	•	•	•	•
70	26	5	6000	M20	17	•	•	•	•
70	26	5	6000	M24	19	•	•	•	•
70	26	5	6000	M30	24	•	•	•	•
70	-	-	-	-	-				
90	26	5	6000	M12	10	•	•	•	•
90	26	5	6000	M16	13	•	•	•	•
90	26	5	6000	M20	17	•	•	•	•
90	26	5	6000	M24	19	•	•	•	•
90	26	5	6000	M30	24	•	•	•	•
90	-	-	-	-	-				
110	26	5	6000	M16	13	•	•	•	•
110	26	5	6000	M20	17	•	•	•	•
110	26	5	6000	M24	19	•	•	•	•
110	26	5	6000	M30	24	•	•	•	•
110	26	5	6000	M36	30	•	•	•	•
110	-	-	-	-	-				
150	26	5	6000	M16	13	•	•	•	•
150	26	5	6000	M20	17	•	•	•	•
150	26	5	6000	M24	19	•	•	•	•
150	26	5	6000	M30	24	•	•	•	•
150	26	5	6000	M36	30	•	•	•	•
150	-	-	-	-	-				

Bestellbeispiel: Gruppe + D + M + Gewindelänge —> MFHG 110 M16 x 100
Ordering example: *Group + D + M + Thread Length —> MFHG 110 M16 x 100*

Material
- Grundkörper: AISI 304 (A2)
- Gummi: NBR 72 Shore

Bestellhinweise
- Der Fuß ist optional mit einer rutschfesten Gummiplatte erhältlich, die fest mit der Edelstahlplatte verklebt ist.
- Bitte bei der Bestellung separat angeben (MFHGxG, x = D)!

Material
- *Base body: AISI 304 (A2)*
- *Rubber: NBR 72 Shore*

Order informations
- *The base is optionally available with a non-slip rubber plate that is firmly bonded to the stainless steel plate.*
- *Please order separately (MFHGxG, x = D)!*

Gruppe / Group: MFKG

Maschinenfüße aus Edelstahl (optional mit Anti-Slip-Platte)
Machine feet made of stainless steel (optional with antislip pad)

MFKG

MFKG-xG

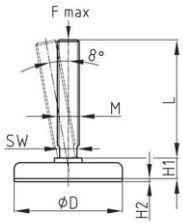

MFKG

D *D* mm	H1 *H1* mm	H2 *H2* mm	F max. *F max.* kg	M *M*	SW *WAF* mm	100 mm	150 mm	180 mm	230 mm	310 mm
90	17	5	6000	M12	10	•	•	•	•	
90	17	5	6000	M16	13	•	•	•	•	
90	17	5	6000	M20	17	•	•	•	•	
90	17	5	6000	M24	19	•	•	•	•	
90	-	-	-	-	-					
110	17	5	6000	M16	13	•	•	•	•	
110	17	5	6000	M20	17	•	•	•	•	
110	17	5	6000	M24	19	•	•	•	•	
110	17	5	6000	M30	24	•	•	•	•	
110	-	-	-	-	-					
150	17	5	6000	M16	13	•	•	•	•	
150	17	5	6000	M20	17	•	•	•	•	
150	17	5	6000	M24	19	•	•	•	•	
150	17	5	6000	M30	24	•	•	•	•	•
150	-	-	-	-	-					
180	17	5	6000	M20	17	•	•	•	•	
180	17	5	6000	M24	19	•	•	•	•	
180	17	5	6000	M30	24	•	•	•	•	
180	17	5	6000	M36	30	•	•	•	•	
180	17	5	6000	M42	36	•	•	•	•	
180	-	-	-	-	-					

Bestellbeispiel: Gruppe + D + M + Gewindelänge —> MFKG 110 M16 x 100
Ordering example: *Group + D + M + Thread Length —> MFKG 110 M16 x 100*

Material
- Grundkörper: AISI 304 (A2)
- Gummi: NBR 72 Shore

Bestellhinweise
- Der Fuß ist optional mit einer rutschfesten Gummiplatte erhältlich, die fest mit der Edelstahlplatte verklebt ist.
- Bitte bei der Bestellung separat angeben (MFKGxG, x = D)!

Material
- *Base body: AISI 304 (A2)*
- *Rubber: NBR 72 Shore*

Order informations
- *The base is optionally available with a non-slip rubber plate that is firmly bonded to the stainless steel plate.*
- *Please order separately (MFKGxG, x = D)!*

Gruppe / Group: MFCF

Exzentrische Maschinenfüße aus Edelstahl mit einer Befestigungsbohrung (optional mit Anti-Slip-Platte)
Eccentric machine feet made of stainless steel with one fixing hole (optional with ant slip pad)

MFCF

MFCF-xG

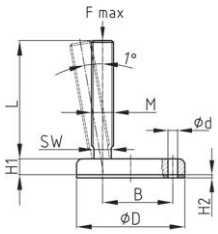

MFCF

Bestellnummer *Order Number*	D *D* mm	B *B* mm	H1 *H1* mm	H2 *H2* mm	d *d* mm	F max. *F max.* kg	M *M*	L *L* mm	SW *WAF* mm
MFCF 110 / M16x100	110	70	14	5	13	6000	M16	100	13
MFCF 110 / M16x150	110	70	14	5	13	6000	M16	150	13
MFCF 110 / M16x180	110	70	14	5	13	6000	M16	180	13
MFCF 110 / M16x230	110	70	14	5	13	6000	M16	230	13
MFCF 110 / M20x100	110	70	14	5	13	6000	M20	100	17
MFCF 110 / M20x150	110	70	14	5	13	6000	M20	150	17
MFCF 110 / M20x180	110	70	14	5	13	6000	M20	180	17
MFCF 110 / M20x230	110	70	14	5	13	6000	M20	230	17
MFCF 110 / M24x100	110	70	14	5	13	6000	M24	100	19
MFCF 110 / M24x150	110	70	14	5	13	6000	M24	150	19
MFCF 110 / M24x180	110	70	14	5	13	6000	M24	180	19
MFCF 110 / M24x230	110	70	14	5	13	6000	M24	230	19
MFCF 110G	110	-	-	-	-	-	-	-	-

Material
- Grundkörper: AISI 304 (A2)
- Gummi: NBR 72 Shore

Bestellhinweise
- Der Fuß ist optional mit einer rutschfesten Gummiplatte erhältlich, die fest mit der Edelstahlplatte verklebt ist.
- Bitte bei der Bestellung separat angeben (MFCFxG, x = D)!

Material
- *Base body: AISI 304 (A2)*
- *Rubber: NBR 72 Shore*

Order informations
- *The base is optionally available with a non-slip rubber plate that is firmly bonded to the stainless steel plate.*
- *Please order separately (MFCFxG, x = D)!*

Gruppe / Group: MFKCF

Exzentrische Maschinenfüße aus Edelstahl mit einer Befestigungsbohrung (optional mit Anti-Slip-Platte)
Eccentric machine feet made of stainless steel with one fixing hole (optional with antislip pad)

MFKCF

MFKCF-xG

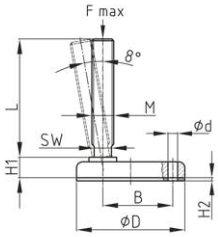

MFKCF

Bestellnummer *Order Number*	D *D* mm	B *B* mm	H1 *H1* mm	H2 *H2* mm	d *d* mm	F max. *F max.* kg	M *M*	L *L* mm	SW *WAF* mm
MFKCF 110 / M12x100	110	70	17	5	13	6000	M12	100	10
MFKCF 110 / M12x150	110	70	17	5	13	6000	M12	150	10

Fortsetzung nächste Seite / *Continue next page*

Gruppe / Group: MFKCF - siehe Vorseite / look at page before

Bestellnummer *Order Number*	D *D* mm	B *B* mm	H1 *H1* mm	H2 *H2* mm	d *d* mm	F max. *F max.* kg	M *M*	L *L* mm	SW *WAF* mm
MFKCF 110 / M16x100	110	70	17	5	13	6000	M16	100	13
MFKCF 110 / M16x180	110	70	17	5	13	6000	M16	180	13
MFKCF 110 / M16x230	110	70	17	5	13	6000	M16	230	13
MFKCF 110 / M20x180	110	70	17	5	13	6000	M20	180	17
MFKCF 110 / M24x150	110	70	17	5	13	6000	M24	150	19
MFKCF 110 / M24x180	110	70	17	5	13	6000	M24	180	19
MFKCF 110G	110	-	-	-	-	-	-	-	-

Material
- Grundkörper: AISI 304 (A2)
- Gummi: NBR 72 Shore

Bestellhinweise
- Der Fuß ist optional mit einer rutschfesten Gummiplatte erhältlich, die fest mit der Edelstahlplatte verklebt ist.
- Bitte bei der Bestellung separat angeben (MFKCFxG, x = D)!

Material
- *Base body: AISI 304 (A2)*
- *Rubber: NBR 72 Shore*

Order informations
- *The base is optionally available with a non-slip rubber plate that is firmly bonded to the stainless steel plate.*
- *Please order separately (MFKCFxG, x = D)!*

Gruppe / Group: MFDH

Formgestanzte Maschinenfüße aus Edelstahl mit 2 bis 4 Befestigungsbohrungen
Form- punched machine feet made of stainless steel with 2 or 4 fixing holes

MFDH

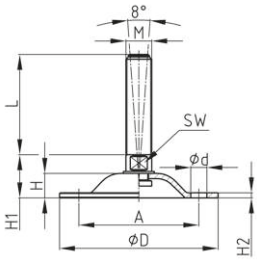

MFDH

A *A* mm	D *D* mm	d *d* mm	F max. *F max.* kg	H *H* mm	H1 *H1* mm	H2 *H2* mm	M *M*	SW *WAF* mm	100 mm	150 mm	175 mm	200 mm	250 mm
65	85	10,5	1200	13	21	3	M16	13	•	•	•		
65	85	10,5	1200	13	36	3	M20	17	•				
65	85	10,5	1200	13	30	3	M20	17		•			
65	85	10,5	1200	13	37	3	M20	17				•	
98	123	12,5	2000	20,5	34	3	M16	17	•	•	•		
98	123	12,5	2500	20,5	34	3	M20	17	•	•		•	
98	123	12,5	3000	20,5	34	3	M24	20	•	•		•	
98	123	12,5	3500	20,5	35	3	M30	26		•		•	•

Bestellbeispiel: Gruppe + D + M + Gewindelänge —> MFDH 85 M16x 100
Ordering example: *Group + D + M + Thread Length —> MFDH 85 M16x 100*

Material
- AISI 304 (A2)

Material
- *AISI 304 (A2)*

Gruppe / Group: MFSSA

Gelenk-Maschinenfüße aus Edelstahl, optional mit Anti-Slip-Platte (A)
Articulated machine feet made of stainless steel, optional with antislip pad (A)

MFSSA-A

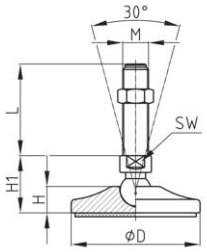

MFSSA

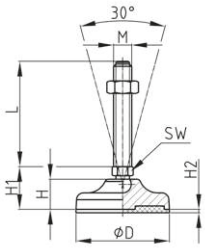

MFSSA

D *D* mm	F max. *F max.* kg	H *H* mm	H1 *H1* mm	M *M*	SW *WAF* mm	25 mm	50 mm	75 mm	100 mm	125 mm	150 mm	175 mm	200 mm	225 mm	250 mm
40	1000	14,5	25	M8	12	•	•	•	•						
40	1000	14,5	25	M10	12	•	•	•	•	•					
50	1500	16	28	M10	14	•	•	•	•	•					
50	1500	16	28	M12	14	•	•	•	•	•					
50	1500	16	28	M14	14	•	•	•	•	•					
65	2000	17	30	M14	14		•	•	•	•	•				
65	2000	17	34,5	M16	13		•	•	•	•	•	•			
80	3000	19,5	36	M16	13		•	•	•	•	•	•	•		
80	3000	19,5	36	M20	17			•	•	•	•	•	•	•	
100	3500	20	43	M16	20		•	•	•	•	•	•	•		
100	4500	20	43	M20	20			•	•	•	•	•	•	•	•
100	5500	20	44	M24	20			•	•	•	•	•	•	•	•
120	3500	23	46	M16	20		•	•	•	•	•	•	•		
120	4500	23	46	M20	20			•	•	•	•	•	•	•	•
120	5500	23	47	M24	20			•	•	•	•	•	•	•	•
120	6500	23	47	M30	26				•	•	•	•	•	•	•
140	5000	26	49	M20	20			•	•	•	•	•	•		
140	6000	26	49	M24	20			•	•	•	•	•	•		
140	7000	26	49	M30	26				•	•	•	•	•	•	•

Bestellbeispiel: Gruppe + D + M + Gewindelänge —> MFSSA 40 M8x 25 (A)
Ordering example: *Group + D + M + Thread Length —> MFSSA 40 M8x 25 (A)*

Material
- Grundkörper: AISI 304 (A2)
- Anti-Slip-Platte: NBR 70 Shore

Material
- *Base body: AISI 304 (A2)*
- *Antislip pad: NBR 70 Shore*

Gruppe / Group: MFSSC

Maschinenfüße aus Edelstahl
Machine feet made of stainless steel

Bestellnummer *Order Number*	D *D* mm	F max. *F max.* kg	H *H* mm	H1 *H1* mm	L *L* mm	M *M*	SW *WAF* mm
MFSSC 30 / M8x25	30	800	8	14	25	M8	14
MFSSC 30 / M8x50	30	800	8	14	50	M8	14
MFSSC 30 / M10x25	30	800	8	14	25	M10	14
MFSSC 30 / M10x50	30	800	8	14	50	M10	14
MFSSC 30 / M10x75	30	800	8	14	75	M10	14
MFSSC 38 / M8x25	38	900	8	14	25	M8	14
MFSSC 38 / M8x50	38	900	8	14	50	M8	14
MFSSC 38 / M10x25	38	900	8	14	25	M10	14
MFSSC 38 / M10x50	38	900	8	14	50	M10	14
MFSSC 38 / M10x75	38	900	8	14	75	M10	14

MFSSC

Fortsetzung nächste Seite / *Continue next page*

Gruppe / Group: MFSSC - siehe Vorseite / look at page before

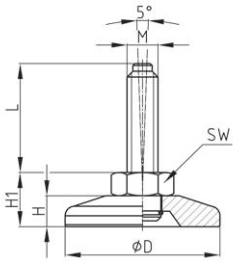

MFSSC

Bestellnummer *Order Number*	D *D* mm	F max. *F max.* kg	H *H* mm	H1 *H1* mm	L *L* mm	M *M*	SW *WAF* mm
MFSSC 38 / M12x50	38	900	8	14	50	M12	14
MFSSC 38 / M12x100	38	900	8	14	100	M12	14

Material
- AISI 304 (A2)

Material
- *AISI 304 (A2)*

Gruppe / Group: MFSSD

Maschinenfüße aus Edelstahl mit Anti-Slip-Platte
Machine feet made of stainless steel with antislip pad


MFSSD

MFSSD

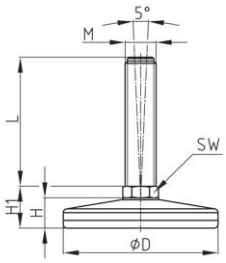

MFSSD

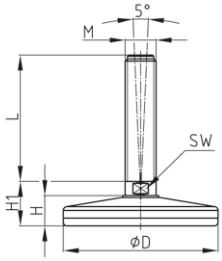

MFSSD

D *D* mm	F max. *F max.* kg	H *H* mm	H1 *H1* mm	M *M*	SW *WAF* mm	25 mm	50 mm	75 mm	100 mm	125 mm	150 mm	175 mm	200 mm	225 mm	250 mm
60	1500	17,5	24,5	M10	14	•	•	•	•						
60	1500	17,5	24,5	M12	14	•	•	•	•	•					
60	1500	17,5	24,5	M14	14		•	•	•	•	•				
75	2000	20	28	M12	14		•	•	•	•					
75	2000	20	28	M14	14		•	•	•	•	•				
75	2000	20	32,5	M16	13		•	•	•	•	•	•			
75	2000	20	32,5	M20	17		•	•	•	•	•	•	•	•	
100	3000	25	37	M16	17		•	•	•	•	•	•	•		
100	3000	25	37	M20	17		•	•	•	•	•	•	•	•	•
100	3000	25	38	M24	20			•	•	•	•	•	•	•	•
120	4000	24	36,5	M16	17		•	•	•	•	•	•	•	•	
120	4000	24	36,5	M20	17			•	•	•	•	•	•	•	•
120	4000	24	37,5	M24	20			•	•	•	•	•	•	•	•
120	4000	24	37,5	M30	26			•	•	•	•	•	•	•	•
150	5000	26,5	39	M20	17			•	•	•	•	•	•	•	•
150	5000	26,5	40	M24	20				•	•	•	•	•	•	•
150	5000	26,5	40	M30	26				•	•	•	•	•	•	•

Bestellbeispiel: Gruppe + D + M + Gewindelänge —> MFSSD 60 M10x 25 A
Ordering example: *Group + D + M + Thread Length —> MFSSD 60 M10x 25 A*

Material
- Grundkörper: AISI 304 (A2)
- Anti-Slip-Platte: NBR 90 Shore

Material
- *Base body: AISI 304 (A2)*
- *Antislip pad: NBR 90 Shore*

Gruppe / Group: MFSSE

Maschinenfüße aus Edelstahl mit Anti-Slip-Platte
Machine feet made of stainless steel with antislip pad

MFSSE

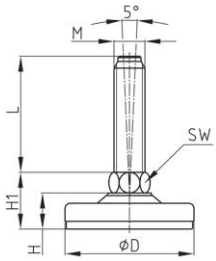

MFSSE

Bestellnummer *Order Number*	D *D* mm	F max. *F max.* kg	H *H* mm	H1 *H1* mm	L *L* mm	M *M*	SW *WAF* mm
MFSSE 50 / M10x25 A	50	1200	13	23	25	M10	14
MFSSE 50 / M10x50 A	50	1200	13	23	50	M10	14
MFSSE 50 / M10x75 A	50	1200	13	23	75	M10	14
MFSSE 50 / M10x100 A	50	1200	13	23	100	M10	14
MFSSE 50 / M12x25 A	50	1200	13	23	25	M12	14
MFSSE 50 / M12x50 A	50	1200	13	23	50	M12	14
MFSSE 50 / M12x75 A	50	1200	13	23	75	M12	14

Bestellnummer *Order Number*	D *D* mm	F max. *F max.* kg	H *H* mm	H1 *H1* mm	L *L* mm	M *M*	SW *WAF* mm
MFSSE 50 / M12x100 A	50	1200	13	23	100	M12	14
MFSSE 50 / M12x125 A	50	1200	13	23	125	M12	14
MFSSE 50 / M14x50 A	50	1200	13	23	50	M14	14
MFSSE 50 / M14x75 A	50	1200	13	23	75	M14	14
MFSSE 50 / M14x100 A	50	1200	13	23	100	M14	14
MFSSE 50 / M14x125 A	50	1200	13	23	125	M14	14
MFSSE 50 / M14x150 A	50	1200	13	23	150	M14	14

Material
- Grundkörper: AISI 304 (A2)
- Anti-Slip-Platte: NBR 70 Shore

Material
- *Base body: AISI 304 (A2)*
- *Antislip pad: NBR 70 Shore*

Gruppe / Group: MFSSF

Maschinenfüße aus Edelstahl mit Anti-Slip-Platte
Machine feet made of stainless steel with antislip pad

MFSSF

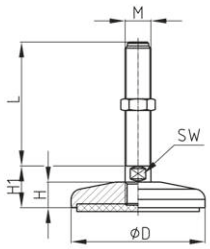

MFSSF

D *D* mm	F max. *F max.* kg	H *H* mm	H1 *H1* mm	M *M*	SW *WAF* mm	100 mm	150 mm	200 mm	225 mm	250 mm
80	3000	22	34,5	M16	17	•	•	•		
80	3500	22	34,5	M20	20	•	•	•	•	
80	4000	22	36	M24	20	•	•	•	•	
100	4000	23	36	M16	20	•	•	•		
100	4500	23	36	M20	20	•	•	•		•
100	5000	23	37	M24	20	•	•	•		•
120	4500	23	36	M20	20	•	•	•		•
120	5000	23	36	M24	20	•	•	•		•
120	6000	23	37	M30	26	•	•	•		•
159	5000	26	39	M20	20	•	•	•		•
159	6000	26	39	M24	20	•	•	•		•
159	7000	26	40	M30	26	•	•	•		•

Fortsetzung nächste Seite / *Continue next page*

Gruppe / Group: MFSSF - siehe Vorseite / look at page before

Bestellbeispiel: Gruppe + D + M + Gewindelänge —> MFSSF 80 M16x 100 A
Ordering example: *Group + D + M + Thread Length —> MFSSF 80 M16x 100 A*

Material
- Grundkörper: AISI 304 (A2)
- Anti-Slip-Platte: NBR 70 Shore

Material
- *Base body: AISI 304 (A2)*
- *Antislip pad: NBR 70 Shore*

Gruppe / Group: MFSSG

Maschinenfüße aus Edelstahl mit zwei Befestigungsbohrungen, optional mit Anti-Slip-Platte (A)
Machine feet made of stainless steel with two fixing holes, optional with antislip pad (A)

MFSSG

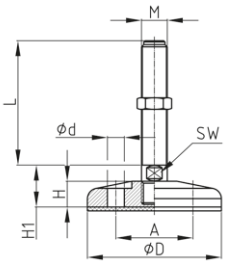

MFSSG

A *A* mm	D *D* mm	d *d* mm	F max. *F max.* kg	H *H* mm	H1 *H1* mm	M *M*	SW *WAF* mm	100 mm	150 mm	200 mm	250 mm
74	100	12,5	3500	20	33	M16	20	•	•	•	
74	100	12,5	4000	20	33	M20	20	•	•	•	•
74	100	12,5	4500	20	34	M24	20	•	•	•	•
90	120	12,5	4500	22	35	M20	20	•	•	•	•
90	120	12,5	5000	22	36	M24	20	•	•	•	•
90	120	12,5	6000	22	36	M30	26	•	•	•	•
122	159	12,5	5000	23	36	M20	20	•	•	•	•
122	159	12,5	6000	23	37	M24	20	•	•	•	•
122	159	12,5	7000	23	37	M30	26	•	•	•	•

Bestellbeispiel: Gruppe + D + M + Gewindelänge —> MFSSG 100 M16x 100 (A)
Ordering example: *Group + D + M + Thread Length —> MFSSG 100 M16x 100 (A)*

Material
- Grundkörper: AISI 304 (A2)
- Anti-Slip-Platte: NBR 70 Shore

Material
- *Base body: AISI 304 (A2)*
- *Antislip pad: NBR 70 Shore*

Gruppe / Group: MFSSH

Maschinenfüße aus Edelstahl mit zwei Befestigungsbohrungen, optional mit Anti-Slip-Platte (A)
Machine feet made of stainless steel with two fixing holes, optional with antislip pad (A)

MFSSH

MFSSH

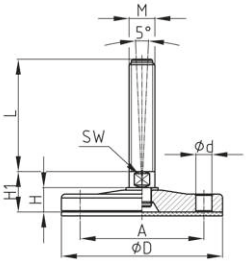

MFSSH

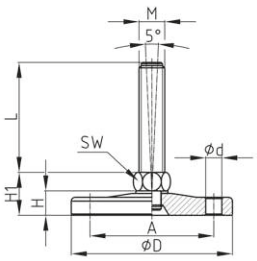

MFSSH

Gruppe / Group: MFSSH

A *A* mm	D *D* mm	d *d* mm	F max. *F max.* kg	H *H* mm	H1 *H1* mm	M *M*	SW *WAF* mm	50 mm	75 mm	100 mm	125 mm	150 mm	175 mm	200 mm	225 mm
62	80	10,5	2000	11,5	20	M14	14	•		•		•			
62	80	10,5	2000	11,5	20	M16	13		•	•		•			
62	80	10,5	2500	11,5	24	M20	17		•		•		•		
76	100	12,5	3000	16,5	29	M16	17		•	•		•			
76	100	12,5	3000	16,5	29	M20	17		•		•		•		
76	100	12,5	3500	16,5	30	M24	20			•		•		•	
76	100	12,5	3500	16,5	30	M30	26				•		•		•
96	120	12,5	4000	16,5	29	M16	17		•	•		•			
96	120	12,5	4000	16,5	29	M20	17		•		•		•		
96	120	12,5	4500	16,5	30	M24	20			•		•		•	
96	120	12,5	4500	16,5	30	M30	26				•		•		•
130	150	12,5	5000	16,5	29	M20	17		•		•		•		
130	150	12,5	5500	16,5	30	M24	20			•		•		•	
130	150	12,5	5500	16,5	30	M30	26				•		•		•

Bestellbeispiel: Gruppe + D + M + Gewindelänge —> MFSSH 80 M14x 50 (A)
Ordering example: *Group + D + M + Thread Length —> MFSSH 80 M14x 50 (A)*

Material
- Grundkörper: AISI 304 (A2)
- Anti-Slip-Platte: NBR 70 Shore

Material
- *Base body: AISI 304 (A2)*
- *Antislip pad: NBR 70 Shore*

Gruppe / Group: MFSSL

Maschinenfüße aus Edelstahl, optional mit Anti-Slip-Platte (A)
Machine feet made of stainless steel, optional with antislip pad (A)

MFSSL

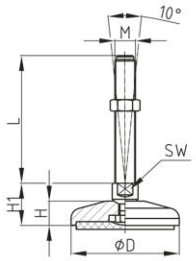

MFSSL

D *D* mm	F max. *F max.* kg	H1 *H1* mm	M *M*	SW *WAF* mm	100 mm	150 mm	200 mm	225 mm
80	3000	33	M16	20	•	•	•	
80	3500	33	M20	20	•	•	•	•
80	4000	33	M24	20	•	•	•	•
100	4000	34	M20	20	•	•	•	•
100	4500	34	M24	20	•	•	•	•
100	5000	40	M30	26	•	•	•	•
120	4500	36	M20	20	•	•	•	•
120	5000	36	M24	20	•	•	•	•
120	6000	42	M30	26	•	•	•	•
159	5000	37	M20	20	•	•	•	•
159	6000	38	M24	20	•	•	•	•
159	7000	42	M30	26	•	•	•	•

Bestellbeispiel: Gruppe + D + M + Gewindelänge —> MFSSL 80 M16x 100 (A)
Ordering example: *Group + D + M + Thread Length —> MFSSL 80 M16x 100 (A)*

Material
- Grundkörper: AISI 304 (A2)
- Anti-Slip-Platte: NBR 70 Shore

Material
- *Base body: AISI 304 (A2)*
- *Antislip pad: NBR 70 Shore*

Gruppe / Group: MFTE

Maschinenfüße aus Edelstahl mit Dichtungsbuchse
Machine feet made of stainless steel with sealing bush

MFTE

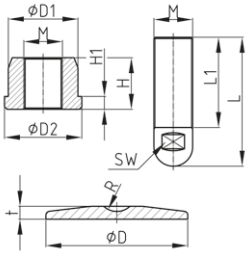

MFTE

Bestellnummer *Order Number*	D *D* mm	D1 *D1* mm	D2 *D2* mm	F max. *F max.* kg	H *H* mm	H1 *H1* mm	H2 *H2* mm	L *L* mm	L1 *L1* mm	M *M*	SW *WAF* mm
MFTE 80 / M20x70	60	54	80	3500	25	8	10	100	70	M20	17
MFTE 100 / M24x70	60	54	100	7000	40	10	10	100	70	M24	20
MFTE 120 / M30x70	60	54	120	8000	40	10	10	100	70	M30	26
MFTE 120 / M30x100	80	75	120	8000	25	10	10	140	100	M30	26
MFTE 150 / M40x100	60	54	150	12000	50	10	15	140	100	M40	36
MFTE 200 / M40x100	60	54	200	12000	50	10	15	140	100	M40	36

Material
- AISI 304 (A2)

Material
- *AISI 304 (A2)*

Gruppe / Group: MFTD

Edelstahl-Füße, Modul zu MFTE
Stainless steel feet, part of MFTE

MFTD

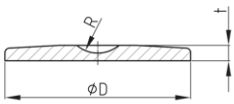

MFTD

Bestellnummer *Order Number*	D *D* mm	R *R* mm	t *t* mm
MFTD 80 / M20	80	10 per M20	10
MFTD 100 / M24	100	12 per M24	10
MFTD 100 / M30	100	15 per M30	10
MFTD 120 / M30	120	15 per M30	10
MFTD 120 / M40	120	20 per M40	10
MFTD 150 / M30	150	15 per M30	15
MFTD 150 / M40	150	20 per M40	15
MFTD 200 / M40	200	20 per M40	15

Material
- AISI 304 (A2)

Material
- *AISI 304 (A2)*

Gruppe / Group: MFTA

Edelstahl-Buchsen, Modul zu MFTE
Stainless steel bush, part of MFTE

Bestellnummer ***Order Number***	**D** ***D*** **mm**	**D1** ***D1*** **mm**	**H** ***H*** **mm**	**H1** ***H1*** **mm**	**M** ***M***
MFTA 40x35 / M20	40	32	35	5	M20
MFTA 40x35 / M24	40	32	35	5	M24
MFTA 50x30 / M24	50	45	30	10	M24
MFTA 50x30 / M30	50	45	30	10	M30
MFTA 60x25 / M20	60	54	25	10	M20
MFTA 60x30 / M24	60	54	30	10	M24
MFTA 60x30 / M30	60	54	30	10	M30
MFTA 60x50 / M40	60	54	50	10	M40
MFTA 80x25 / M24	80	75	25	10	M24
MFTA 80x30 / M30	80	75	30	10	M30
MFTA 80x40 / M40	80	75	40	10	M40

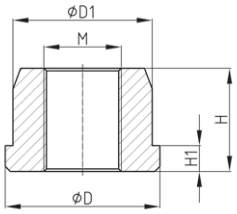

MFTA

MFTA

Material
- AISI 304 (A2)

Material
- *AISI 304 (A2)*

Gruppe / Group: MFTB

Edelstahl-Gewindebolzen, Modul zu MFTE
Stainless steel thread bolt, part of MFTE

Bestellnummer ***Order Number***	**d** ***d*** **mm**	**L** ***L*** **mm**	**L1** ***L1*** **mm**	**M** ***M***
MFTB / M20x100	-	100	70	M20
MFTB / M20x100 H	10,5	100	70	M20
MFTB / M24x100	-	100	70	M24
MFTB / M24x100 H	10,5	100	70	M24
MFTB / M30x100	-	100	70	M30
MFTB / M30x100 H	12,5	100	70	M30
MFTB / M30x140	-	140	100	M30
MFTB / M30x140 H	12,5	140	100	M30
MFTB / M40x140	-	140	100	M40
MFTB / M40x140 H	12,5	140	100	M40

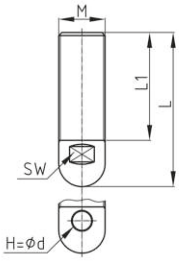

MFTB


MFTB

Material
- AISI 304 (A2)

Material
- *AISI 304 (A2)*

Bestellhinweise
Der Bolzen ist in zwei Varianten verfügbar:
- Mit Bohrung (H)
- Mit angefräster Schlüsselfläche

Order informations
There are two variants available:
- *With hole (H)*
- *With milling key*

Gruppe / Group: SPP

Schweißplatten aus Edelstahl mit Gewinde, zum Anschweißen an Vierkantrohre
Welding plates made of stainless steel with thread, for welding to square tubes

SPP

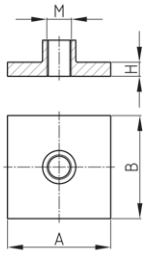

SPP

Bestellnummer *Order Number*	A *A* mm	B *B* mm	H *H* mm	M *M*
SPP 25x25 / M8	25	25	2,5	M8
SPP 25x25 / M10	25	25	3	M10
SPP 30x30 / M8	30	30	2,5	M8
SPP 30x30 / M10	30	30	3	M10
SPP 30x30 / M12	30	30	3	M12
SPP 35x35 / M8	35	35	2,5	M8
SPP 35x35 / M10	35	35	3	M10
SPP 35x35 / M12	35	35	3	M12
SPP 35x35 / M16	35	35	3	M16
SPP 40x40 / M8	40	40	2,5	M8
SPP 40x40 / M10	40	40	3	M10
SPP 40x40 / M12	40	40	3	M12
SPP 40x40 / M16	40	40	3	M16
SPP 40x40 / M20	40	40	4	M20
SPP 45x45 / M10	45	45	3	M10
SPP 45x45 / M12	45	45	3	M12
SPP 45x45 / M16	45	45	3	M16
SPP 45x45 / M20	45	45	4	M20
SPP 50x50 / M10	50	50	3	M10
SPP 50x50 / M12	50	50	3	M12
SPP 50x50 / M16	50	50	4	M16

Bestellnummer *Order Number*	A *A* mm	B *B* mm	H *H* mm	M *M*
SPP 50x50 / M20	50	50	4	M20
SPP 50x50 / M24	50	50	4	M24
SPP 60x60 / M16	60	60	4	M16
SPP 60x60 / M20	60	60	4	M20
SPP 60x60 / M24	60	60	4	M24
SPP 70x70 / M16	70	70	4	M16
SPP 70x70 / M20	70	70	4	M20
SPP 70x70 / M24	70	70	4	M24
SPP 80x80 / M16	80	80	4	M16
SPP 80x80 / M20	80	80	4	M20
SPP 80x80 / M24	80	80	4	M24
SPP 100x100 / M16	100	100	4	M16
SPP 100x100 / M20	100	100	4	M20
SPP 100x100 / M24	100	100	4	M24
SPP 50x25 / M8	50	25	2,5	M8
SPP 50x25 / M10	50	25	3	M10
SPP 50x25 / M12	50	25	3	M12
SPP 50x30 / M8	50	30	2,5	M8
SPP 50x30 / M10	50	30	3	M10
SPP 50x30 / M12	50	30	3	M12
SPP 50x30 / M16	50	30	4	M16

Bestellnummer *Order Number*	A *A* mm	B *B* mm	H *H* mm	M *M*
SPP 60x30 / M12	60	30	3	M12
SPP 60x30 / M16	60	30	3	M16
SPP 60x30 / M20	60	30	3	M20
SPP 60x40 / M12	60	40	3	M12
SPP 60x40 / M16	60	40	4	M16
SPP 60x40 / M20	60	40	4	M20
SPP 60x40 / M24	60	40	4	M24
SPP 80x40 / M16	80	40	4	M16
SPP 80x40 / M20	80	40	4	M20
SPP 80x40 / M24	80	40	4	M24
SPP 80x50 / M16	80	50	4	M16
SPP 80x50 / M20	80	50	4	M20
SPP 80x50 / M24	80	50	4	M24
SPP 80x60 / M16	80	60	4	M16
SPP 80x60 / M20	80	60	4	M20
SPP 80x60 / M24	80	60	4	M24
SPP 100x50 / M16	100	50	4	M16
SPP 100x50 / M20	100	50	4	M20
SPP 100x50 / M24	100	50	4	M24

Material
- AISI 304 (A2)

Material
- *AISI 304 (A2)*

Gruppe / Group: SPPR

Schweißplatten aus Edelstahl mit Gewinde, fertig zum Anschweißen an Rundrohre
Welding plates made of stainless steel with thread, ready to be welded to round tubes

SPPR

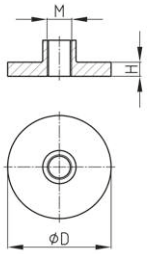

SPPR

Bestellnummer *Order Number*	D *D* mm	H *H* mm	M *M*
SPPR 33 M8	33	3	M8
SPPR 38 M8	38	3	M8
SPPR 40 M8	40	3	M8
SPPR 33 M10	33	3	M10
SPPR 38 M10	38	3	M10
SPPR 40 M10	40	3	M10
SPPR 43 M10	43	3	M10
SPPR 50 M10	50	3	M10

Bestellnummer *Order Number*	D *D* mm	H *H* mm	M *M*
SPPR 33 M12	33	3	M12
SPPR 38 M12	38	3	M12
SPPR 40 M12	40	3	M12
SPPR 43 M12	43	3	M12
SPPR 50 M12	50	3	M12
SPPR 38 M16	38	3	M16
SPPR 40 M16	40	3	M16
SPPR 43 M16	43	3	M16

Bestellnummer *Order Number*	D *D* mm	H *H* mm	M *M*
SPPR 50 M16	50	3	M16
SPPR 60 M16	60	4	M16
SPPR 43 M20	43	3	M20
SPPR 50 M20	50	4	M20
SPPR 60 M20	60	4	M20
SPPR 50 M24	50	4	M24
SPPR 60 M24	60	4	M24

Material
- AISI 304 (A2)

Material
- *AISI 304 (A2)*

Gruppe / Group: SPS

Edelstahl-Spannscheiben (DIN 125A, DIN 9021)
Stainless steel washers (DIN 125A, DIN 9021)

Bestellnummer *Order Number*	d *d* mm	D *D* mm	H *H* mm	M *M*
SPS / M10 / mittel DIN 125 A	10	20	2	M10
SPS / M12 / mittel DIN 125 A	12	24	2,5	M12
SPS / M16 / mittel DIN 125 A	16	30	3	M16
SPS / M20 / mittel DIN 125 A	20	37	3	M20
SPS / M24 / mittel DIN 125 A	24	44	4	M24
SPS / M30 / mittel DIN 125 A	30	56	4	M30
SPS / M10 / groß DIN 9021	10	30	2	M10
SPS / M12 / groß DIN 9021	12	33	3	M12
SPS / M16 / groß DIN 9021	16	50	3	M16
SPS / M20 / groß DIN 9021	20	60	4	M20

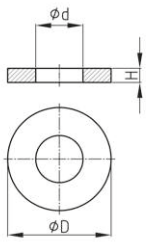

SPS

SPS

Material
- AISI 304 (A2)

Material
- *AISI 304 (A2)*

Gruppe / Group: SKM

Edelstahl-Sechskantmutter (DIN 934, DIN 439B)
Stainless steel nuts (DIN 934, DIN 439B)

SKM

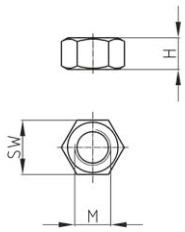

SKM

Bestellnummer ***Order Number***	**M** ***M***	**H** ***H*** **mm**	**SW** ***WAF*** **mm**
SKM / M10 / normal DIN 934	M10	8	17
SKM / M12 / normal DIN 934	M12	10	19
SKM / M16 / normal DIN 934	M16	13	24
SKM / M20 / normal DIN 934	M20	16	30
SKM / M24 / normal DIN 934	M24	19	36
SKM / M30 / normal DIN 934	M30	24	46
SKM / M10 / niedrig DIN 439 B	M10	5	17
SKM / M12 / niedrig DIN 439 B	M12	6	19
SKM / M16 / niedrig DIN 439 B	M16	8	24
SKM / M20 / niedrig DIN 439 B	M20	10	30
SKM / M24 / niedrig DIN 439 B	M24	12	36
SKM / M30 / niedrig DIN 439 B	M30	15	46

Material
- AISI 304 (A2)

Material
- *AISI 304 (A2)*

Höhenverstellelemente

Levelling parts

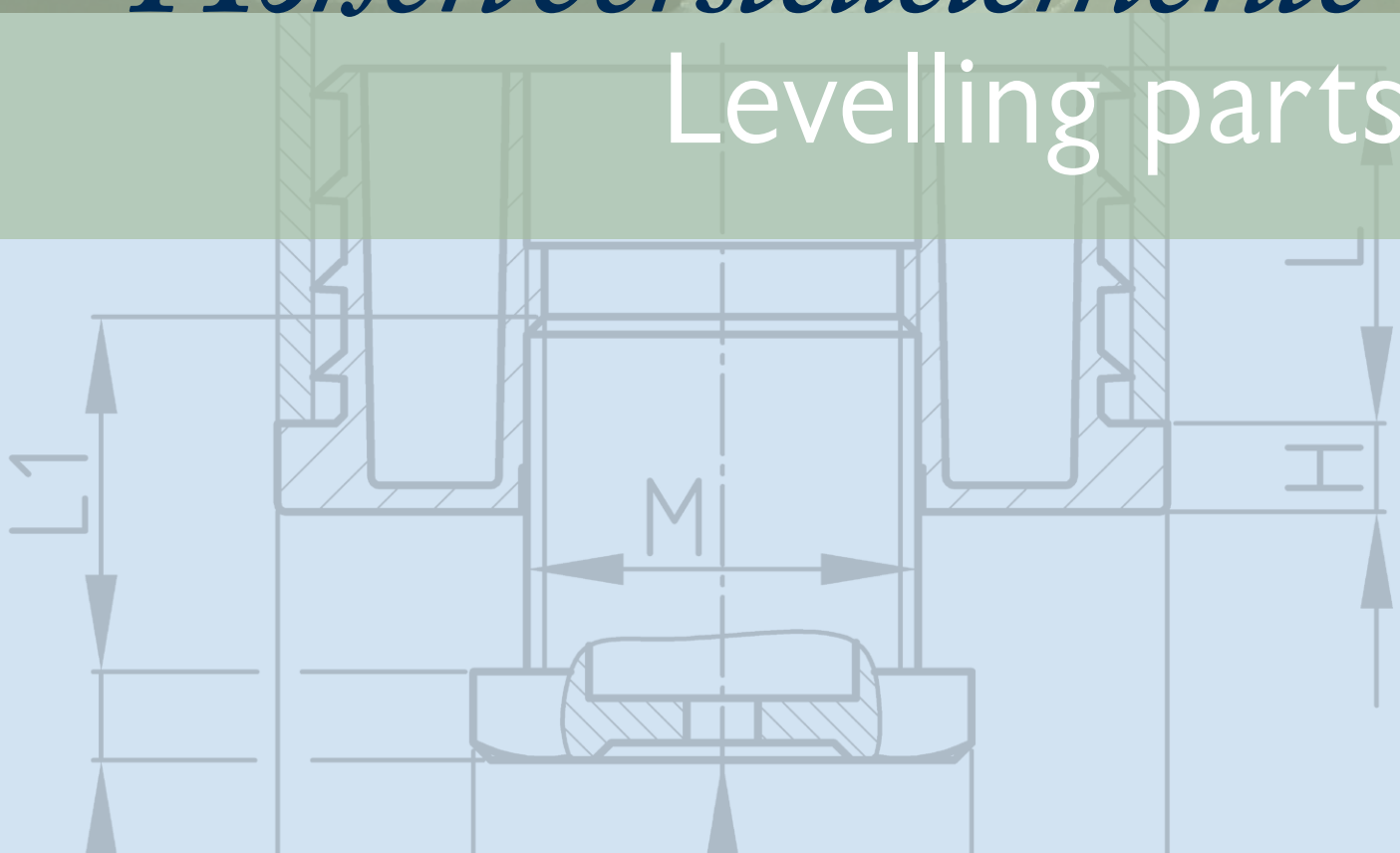

Gruppe / Group: JT/PP

Justierfüße mit Sechskant-Stellschraube (Fuß drehbar = B, fest = A)
Adjustable feet with hexagonal adjusting screw (swivelling base= B, fixed base= A)

JT/PP - B

JT/PP - A

JT/PP 58 - B

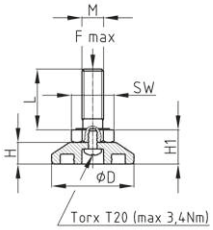

JT/PP - B

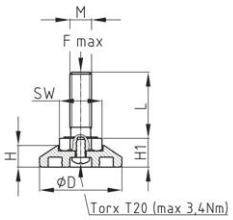

JT/PP - A

D *D* mm	Typ *Type*	F max. *F max.* kg	H *H* mm	H1 *H1* mm	M *M*	SW *WAF* mm	16 mm	20 mm	30 mm	40 mm	50 mm	60 mm	70 mm	80 mm	90 mm	100 mm	120 mm
30	A	400	10	13,5	M8	13	•	•	•	•	•	•	•	•	•	•	•
30	B	400	10	15	M8	13	•	•	•	•	•	•	•	•	•	•	•
30	B	550	10	17	M10	17	•	•	•	•	•	•	•	•	•	•	•
58	B	550	19,5	27	M10	17	•	•	•	•	•	•	•	•	•	•	•
58	B	650	19,5	27	M12	19			•	•	•	•	•	•	•	•	•

Bestellbeispiel: Gruppe + D + Typ + M + Gewindelänge —> JT/PP 30 B M10x 50
Ordering example: *Group + D + Type + M + Thread Length —> JT/PP 30 B M10x 50*

Standardfarben
- schwarz RAL 9005

Material
- Schraube: DIN 558-4.6-A2F (verzinkt)
- Fuß: Polypropylen (PP)

Standard Colours
- *black RAL 9005*

Material
- *Screw: DIN 558-4.6-A2F (zinc-plated)*
- *Base: Polypropylene (PP)*

Gruppe / Group: JT/PP ISK

Justierfüße mit Sechskant-Stellschraube und Innensechskant im Gewindeende (Fuß drehbar = B, fest = A)
Adjustable feet with hexagonal adjusting screw and with hexagon in the thread end (swivelling base= B, fixed base= A)

JT/PP B ISK

JT/PP A ISK

JT/PP B 58 ISK

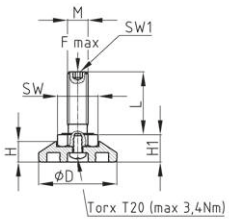

JT/PP A ISK

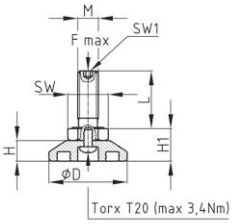

JT/PP B ISK

D *D* mm	Typ *Type*	F max. *F max.* kg	H *H* mm	H1 *H1* mm	M *M*	SW *WAF* mm	SW1 *SW1* mm	20 mm	30 mm	40 mm	50 mm	60 mm	70 mm	80 mm	90 mm	100 mm
30	A	400	10	13,5	M8	13	4	•	•	•	•	•	•	•	•	•
30	B	400	10	15	M8	13	4	•	•	•	•	•	•	•	•	•
30	B	550	10	17	M10	17	5	•	•	•	•	•	•	•	•	•
58	B	550	19,5	27	M10	17	5	•	•	•	•	•	•	•	•	•

Bestellbeispiel: Gruppe + D + Typ + M + Gewindelänge —> JT/PP ISK 30 B M10x 60
Ordering example: *Group + D + Type + M + Thread Length —> JT/PP ISK 30 B M10x 60*

Standardfarben
- schwarz RAL 9005

Standard Colours
- *black RAL 9005*

Gruppe / Group: JT/PP ISK

Material
- Schraube: DIN 558-4.6-A2F (verzinkt)
- Fuß: Polypropylen (PP)

Material
- *Screw: DIN 558-4.6-A2F (zinc-plated)*
- *Base: Polypropylene (PP)*

Gruppe / Group: JTH

Justierfüße mit Sechskant-Stellschraube (Fuß drehbar = B, fest = A) zur Aufnahme von diversen Bodenplatten (s. Gruppe JTH BF/HP/GP)
Adjustable feet with hexagonal adjusting screw (swivelling base=B, fixed base=A) for diverse ground plates (group JTH BF/HP/GP)

JTH A

JTH B

JTH

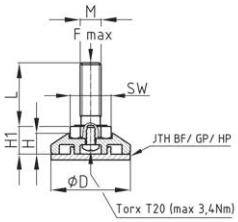

JTH A

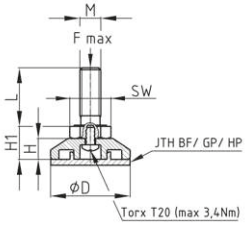

JTH B

D *D* mm	Typ *Type*	F max. *F max.* kg	H *H* mm	H1 *H1* mm	M *M*	SW *WAF* mm	16 mm	20 mm	30 mm	40 mm	50 mm	60 mm	70 mm	80 mm	90 mm	100 mm	120 mm
38	A	400	10	13	M8	13	•	•	•	•	•	•	•	•	•	•	•
38	A	550	10	14	M10	17	•	•	•	•	•	•	•	•	•	•	•
38	B	400	10	15,5	M8	13	•	•	•	•	•	•	•	•	•	•	•
38	B	550	10	16,5	M10	17	•	•	•	•	•	•	•	•	•	•	•
38	B	650	10	17,5	M12	19			•	•	•	•	•	•	•	•	•
48	A	400	10	13	M8	13	•	•	•	•	•	•	•	•	•	•	•
48	A	550	10	14	M10	17	•	•	•	•	•	•	•	•	•	•	•
48	B	400	10	15,5	M8	13	•	•	•	•	•	•	•	•	•	•	•
48	B	550	10	16,5	M10	17	•	•	•	•	•	•	•	•	•	•	•
48	B	650	10	17,5	M12	19			•	•	•	•	•	•	•	•	•
58	B	550	10	16,5	M10	17	•	•	•	•	•	•	•	•	•	•	•
58	B	650	10	17,5	M12	19			•	•	•	•	•	•	•	•	•

Bestellbeispiel: Gruppe + D + Typ + M + Gewindelänge —> JTH 38 B M10x 50
Ordering example: *Group + D + Type + M + Thread Length —> JTH 38 B M10x 50*

Standardfarben
- schwarz RAL 9005

Standard Colours
- *black RAL 9005*

Material
- Schraube: DIN 558-4.6-A2F (verzinkt)
- Fuß: Polyamid (PA)

Material
- *Screw: DIN 558-4.6-A2F (zinc-plated)*
- *Base: Polyamide (PA)*

Gruppe / Group: JTH ISK

Justierfüße mit Sechskant-Stellschraube und Innen-SK im Gewindeende (Fuß drehbar = B, fest = A) zur Aufnahme von JTH BF/HP/GP
Adjustable feet with hexagonal adjusting screw and with hexagon in the thread end (swivelling base= B, fixed= A) for JTH BF/HP/GP

JTH A ISK

JTH B ISK

JTH

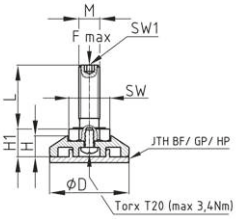

JTH A ISK

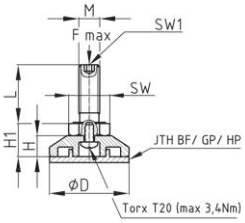

JTH B ISK

D *D* mm	Typ *Type*	F max. *F max.* kg	H *H* mm	H1 *H1* mm	M *M*	SW *WAF* mm	SW1 *SW1* mm	20 mm	30 mm	40 mm	50 mm	60 mm	70 mm	80 mm	90 mm	100 mm	120 mm
38	A	400	10	13	M8	13	4	•	•	•	•	•	•	•	•	•	
38	A	550	10	14	M10	17	5	•	•	•	•	•	•	•	•	•	•
38	B	400	10	15,5	M8	13	4	•	•	•	•	•	•	•	•	•	•
38	B	550	10	16,5	M10	17	5	•	•	•	•	•	•	•	•	•	
48	A	400	10	13	M8	13	4	•	•	•	•	•	•	•	•	•	
48	A	550	10	14	M10	17	5	•	•	•	•	•	•	•	•	•	
48	B	400	10	15,5	M8	13	4	•	•	•	•	•	•	•	•	•	
48	B	550	10	16,5	M10	17	5	•	•	•	•	•	•	•	•	•	•
58	B	550	10	16,5	M10	17	5	•	•	•	•	•	•	•	•	•	

Bestellbeispiel: Gruppe + D + Typ + M + Gewindelänge —> JTH ISK 38 B M10x 60
Ordering example: *Group + D + Type + M + Thread Length —> JTH ISK 38 B M10x 60*

Standardfarben
- schwarz RAL 9005

Material
- Schraube: DIN 558-4.6-A2F (verzinkt)
- Fuß: Polyamid (PA)

Standard Colours
- *black RAL 9005*

Material
- *Screw: DIN 558-4.6-A2F (zinc-plated)*
- *Base: Polyamide (PA)*

Gruppe / Group: JTH BF/TPE/GP

Anti-Slip-Platte (HP [TPE]), Bodenanschraubplatte/-fixierung (BF) und Gleitplatte (GP) für Gruppe JTH
Anti-slip plate (HP [TPE]), screw-on plate (BF) and slide plate (GP) for series JTH

JTH BF

JTH HP

JTH GP

JTH BF + JTH "B"

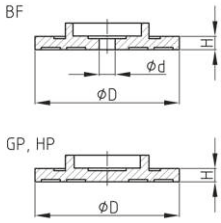

JTH BF/HP/GP

Bestellnummer *Order Number*	d *d* mm	D *D* mm	für Gruppe *for group*	H *H* mm
JTH 38 HP	–	38	JTH 38 A/38 B	3,5
JTH 48 HP	–	48	JTH 48 A/48 B	3,5
JTH 58 GP	–	58	JTH 58 B	3,5

Bestellnummer *Order Number*	d *d* mm	D *D* mm	für Gruppe *for group*	H *H* mm
JTH 38 BF	4,1	38	JTH 38 A/38 B	3,5
JTH 48 BF	4,1	48	JTH 48 A/48 B	3,5

Standardfarben
- schwarz

Standard Colours
- *black*

Gruppe / Group: JTH BF/TPE/GP

Material
- Anti-Slip-Platte: elastischer Thermoplast (TPE)
- Bodenanschraubplatte: Polyamid (PA)
- Gleitplatte: Polyamid (PA)

Material
- *Anti-slip plate: elastic thermoplast (TPE)*
- *Screw-on plate: Polyamide*
- *Slide plate: Polyamide (PA)*

Gruppe / Group: JPR

Justierfüße mit Sechskant- Stellschraube (Fuß drehbar)
Adjustable feet with hexagonal adjusting screw (swivelling base)

JPR

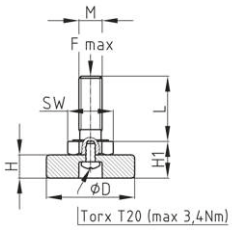

JPR

D *D* mm	F max. *F max.* kg	H *H* mm	H1 *H1* mm	M *M*	SW *WAF* mm	16 mm	20 mm	30 mm	40 mm	50 mm	60 mm	70 mm	80 mm	90 mm	100 mm	120 mm
20	400	10	16	M8	13	•	•	•	•	•	•	•	•	•	•	•
20	550	10	16,5	M10	17	•	•	•	•	•	•	•	•	•	•	•
25	400	10	16	M8	13	•	•	•	•	•	•	•	•	•	•	•
25	550	10	16,5	M10	17	•	•	•	•	•	•	•	•	•	•	•
25	650	10	18	M12	19			•	•	•	•	•	•	•	•	•
30	400	10	16	M8	13	•	•	•	•	•	•	•	•	•	•	•
30	550	10	16,5	M10	17	•	•	•	•	•	•	•	•	•	•	•
30	650	10	18	M12	19			•	•	•	•	•	•	•	•	•
40	400	10	15	M8	13	•	•	•	•	•	•	•	•	•	•	•
40	550	10	16,5	M10	17	•	•	•	•	•	•	•	•	•	•	•
40	650	10	18	M12	19			•	•	•	•	•	•	•	•	•

Bestellbeispiel: Gruppe + D + M + Gewindelänge —> JPR 40 M10x 50
Ordering example: *Group + D + M + Thread Length —> JPR 40 M10x 50*

Standardfarben
- schwarz RAL 9005

Standard Colours
- *black RAL 9005*

Material
- Schraube: DIN 558-4.6-A2F (verzinkt)
- Fuß 20/25mm: Polyamid (PA)
- Fuß 30/40mm: Polypropylen (PP)

Material
- *Screw: DIN 558-4.6-A2F (zinc-plated)*
- *Base 20/25mm: Polyamide (PA)*
- *Base 30/40mm: Polypropylene (PP)*

Gruppe / Group: JPR ISK

Justierfüße mit Sechskant- Stellschraube und Innensechskant im Gewindeende (Fuß drehbar)
Adjustable feet with hexagonal adjusting screw and hexagon in the thread end (swivelling base)

JPR ISK

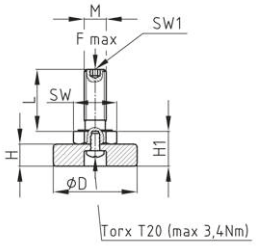

JPR ISK

D *D* mm	F max. *F max.* kg	H *H* mm	H1 *H1* mm	M *M*	SW *WAF* mm	SW1 *SW1* mm	20 mm	30 mm	40 mm	50 mm	60 mm	70 mm	80 mm	90 mm	100 mm	120 mm
20	400	10	16	M8	13	4	•	•	•	•	•	•	•	•	•	
20	550	10	16,5	M10	17	5	•	•	•	•	•	•	•	•	•	
25	400	10	16	M8	13	4	•	•	•	•	•	•	•	•	•	
25	550	10	16,5	M10	17	5	•	•	•	•	•	•	•	•	•	
30	400	10	16	M8	13	4	•	•	•	•	•	•	•	•	•	•
30	550	10	16,5	M10	17	5	•	•	•	•	•	•	•	•	•	
40	400	10	16	M8	13	4	•	•	•	•	•	•	•	•	•	
40	550	10	16,5	M10	17	5	•	•	•	•	•	•	•	•	•	

Bestellbeispiel: Gruppe + D + Typ + M + Gewindelänge —> JPR ISK 30 M10x 60
Ordering example: *Group + D + Type + M + Thread Length —> JPR ISK 30 M10x 60*

Standardfarben
- schwarz RAL 9005

Material
- Schraube: DIN 558-4.6-A2F (verzinkt)
- Fuß 20/25mm: Polyamid (PA)
- Fuß 30/40mm: Polypropylen (PP)

Standard Colours
- *black RAL 9005*

Material
- *Screw: DIN 558-4.6-A2F (zinc-plated)*
- *Base 20/25mm: Polyamide (PA)*
- *Base 30/40mm: Polypropylene (PP)*

Gruppe / Group: JTE/PP

Justierfüße mit Edelstahlabdeckung und Sechskant-Stellschraube (Fuß drehbar)
Adjustable feet with stainless steel cover and hexagonal adjusting screw (swivelling base)

JTE/PP

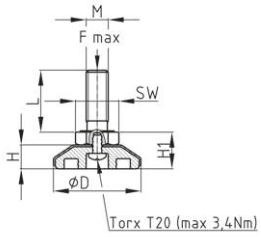

JTE/PP

D *D* mm	F max. *F max.* kg	H *H* mm	H1 *H1* mm	M *M*	SW *WAF* mm	16 mm	20 mm	30 mm	40 mm	50 mm	60 mm	70 mm	80 mm	90 mm	100 mm	120 mm
30	400	10	17	M8	13	•	•	•	•	•	•	•	•	•	•	•
30	550	10	18	M10	17	•	•	•	•	•	•	•	•	•	•	•
58	550	19,5	27	M10	17	•	•	•	•	•	•	•	•	•	•	•
58	650	19,5	29	M12	19			•	•	•	•	•	•	•	•	•

Gruppe / Group: JTE/PP

Bestellbeispiel: Gruppe + D + M + Gewindelänge —> JTE/PP 30 M10x 50
Ordering example: *Group + D + M + Thread Length —> JTE/PP 30 M10x 50*

Standardfarben
- schwarz RAL 9005

Material
- Schraube: DIN 558-4.6-A2F (verzinkt)
- Abdeckung: Edelstahl
- Fuß: Polypropylen (PP)

Standard Colours
- *black RAL 9005*

Material
- *Screw: DIN 558-4.6-A2F (zinc-plated)*
- *Cover: Stainless Steel*
- *Base: Polypropylene (PP)*

Gruppe / Group: JTE/PP ISK

Justierfüße mit Edelstahlabdeckung und Sechskant-Stellschraube mit Innensechskant im Gewindeende (Fuß drehbar)
Adjustable feet with stainless steel cover and hexagonal adjusting screw with hexagon in thread end (swivelling base)

JTE/PP ISK

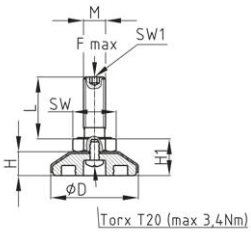

JTE/PP ISK

D *D* mm	F max. *F max.* kg	H *H* mm	H1 *H1* mm	M *M*	SW *WAF* mm	SW1 *SW1* mm	20 mm	30 mm	40 mm	50 mm	60 mm	70 mm	80 mm	90 mm	100 mm
30	400	10	17	M8	13	4	•	•	•	•	•	•	•	•	•
30	550	10	18	M10	17	5	•	•	•	•	•	•	•	•	•
58	550	19,5	27	M10	17	5	•	•	•	•	•	•	•	•	•

Bestellbeispiel: Gruppe + D + M + Gewindelänge —> JTE/PP ISK 30 M10x 60
Ordering example: *Group + D + M + Thread Length —> JTE/PP ISK 30 M10x 60*

Standardfarben
- schwarz RAL 9005

Material
- Schraube: DIN 558-4.6-A2F (verzinkt)
- Abdeckung: Edelstahl
- Fuß: Polypropylen (PP)

Standard Colours
- *black RAL 9005*

Material
- *Screw: DIN 558-4.6-A2F (zinc-plated)*
- *Cover: Stainless Steel*
- *Base: Polypropylene (PP)*

Gruppe / Group: JTHE

Justierfüße mit Edelstahlabdeckung und Sechskant-Stellschraube (Fuß drehbar) zur Aufnahme von div. Bodenplatten (siehe JTH BF/HP/GP)
Adjustable feet with stainless steel cover and hexagonal adjusting screw (swivelling base) for div. ground plates JTH BF/HP/GP

JTHE

JTHE

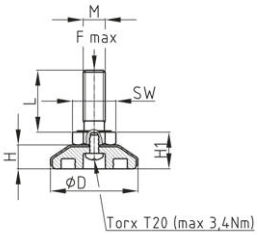

JTHE

D *D* mm	F max. *F max.* kg	H *H* mm	H1 *H1* mm	M *M*	SW *WAF* mm	16 mm	20 mm	30 mm	40 mm	50 mm	60 mm	70 mm	80 mm	90 mm	100 mm	120 mm
38	400	13,5	20	M8	13	•	•	•	•	•	•	•	•	•	•	•
38	550	13,5	22	M10	17	•	•	•	•	•	•	•	•	•	•	•
38	650	13,5	24	M12	19			•	•	•	•	•	•	•	•	•
48	400	13,5	20	M8	13	•	•	•	•	•	•	•	•	•	•	•
48	550	13,5	22	M10	17	•	•	•	•	•	•	•	•	•	•	•
48	650	13,5	24	M12	19			•	•	•	•	•	•	•	•	•

Bestellbeispiel: Gruppe + D + M + Gewindelänge —> JTHE 38 M10x 60
Ordering example: *Group + D + M + Thread Length —> JTHE 38 M10x 60*

Standardfarben
- schwarz RAL 9005

Material
- Schraube: DIN 558-4.6-A2F (verzinkt)
- Abdeckung: Edelstahl
- Fuß: Polyamid (PA)

Standard Colours
- *black RAL 9005*

Material
- *Screw: DIN 558-4.6-A2F (zinc-plated)*
- *Cover: Stainless Steel*
- *Base: Polyamide (PA)*

Gruppe / Group: JTHE ISK

Justierfüße mit Edelstahlabdeckung und Sechskant-Stellschraube mit Innen-SK im Gewindeende (Fuß drehbar) zur Aufnahme von JTH BF/HP/GP
Adjustable feet with stainless steel cover and hexagonal adjusting screw with hexagon in the thread end (swivelling base) for div. ground plates

JTHE ISK

JTHE ISK

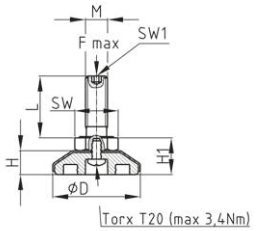

JTHE ISK

D *D* mm	F max. *F max.* kg	H *H* mm	H1 *H1* mm	M *M*	SW *WAF* mm	SW1 *SW1* mm	20 mm	30 mm	40 mm	50 mm	60 mm	70 mm	80 mm	90 mm	100 mm
38	400	13,5	20	M8	13	4	•	•	•	•	•	•	•	•	•
38	550	13,5	22	M10	17	5	•	•	•	•	•	•	•	•	•
48	400	13,5	20	M8	13	4	•	•	•	•	•	•	•	•	•
48	550	13,5	22	M10	17	5	•	•	•	•	•	•	•	•	•

Bestellbeispiel: Gruppe + D + M + Gewindelänge —> JTHE ISK 38 M10x 60
Ordering example: *Group + D + M + Thread Length —> JTHE ISK 38 M10x 60*

Gruppe / Group: JTHE ISK

Standardfarben
- schwarz RAL 9005

Material
- Schraube: DIN 558-4.6-A2F (verzinkt)
- Abdeckung: Edelstahl
- Kunststoff-Fuß: Polyamid (PA)

Standard Colours
- *black RAL 9005*

Material
- *Screw: DIN 558-4.6-A2F (zinc-plated)*
- *Cover: Stainless Steel*
- *Plastic base: Polyamide (PA)*

Gruppe / Group: JPRE

Justierfüße mit Edelstahlabdeckung und Sechskant-Stellschraube (Fuß drehbar)
Adjustable feet with stainless steel cover and hexagonal adjusting screw (swivelling base)

JPRE

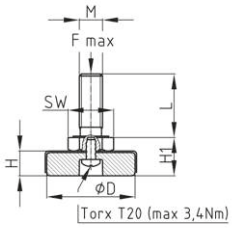

JPRE

D *D* mm	F max. *F max.* kg	H *H* mm	H1 *H1* mm	M *M*	SW *WAF* mm	16 mm	20 mm	30 mm	40 mm	50 mm	60 mm	70 mm	80 mm	90 mm	100 mm	120 mm
30	400	10	16	M8	13	•	•	•	•	•	•	•	•	•	•	•
30	550	10	17,5	M10	17	•	•	•	•	•	•	•	•	•	•	•
30	650	10	18,5	M12	19			•	•	•	•	•	•	•	•	•
40	400	10	16	M8	13	•	•	•	•	•	•	•	•	•	•	•
40	550	10	17,5	M10	17	•	•	•	•	•	•	•	•	•	•	•
40	650	10	18	M12	19			•	•	•	•	•	•	•	•	•

Bestellbeispiel: Gruppe + D + M + Gewindelänge —> JPRE 40 M10x 50
Ordering example: *Group + D + M + Thread Length —> JPRE 40 M10x 50*

Standardfarben
- schwarz RAL 9005

Material
- Schraube: DIN 558-4.6-A2F (verzinkt)
- Abdeckung: Edelstahl
- Fuß: Polypropylen (PP)

Standard Colours
- *black RAL 9005*

Material
- *Screw: DIN 558-4.6-A2F (zinc-plated)*
- *Cover: Stainless Steel*
- *Base: Polypropylene (PP)*

Gruppe / Group: JPRE ISK

Justierfüße mit Edelstahlabdeckung, Sechskant-Stellschraube und Innensechskant im Gewindeende (Fuß drehbar)
Adjustable feet with stainless steel cover, hexagonal adjusting screw and hexagon in the thread end (swivelling base)

JPRE ISK

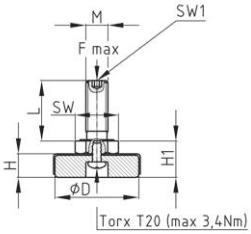

JPRE ISK

D *D* mm	F max. *F max.* kg	H *H* mm	H1 *H1* mm	M *M*	SW *WAF* mm	SW1 *SW1* mm	20 mm	30 mm	40 mm	50 mm	60 mm	70 mm	80 mm	90 mm	100 mm
30	400	10	16	M8	13	4	•	•	•	•	•	•	•	•	•
30	550	10	17,5	M10	17	5	•	•	•	•	•	•	•	•	•
40	400	10	16	M8	13	4	•	•	•	•	•	•	•	•	•
40	550	10	17,5	M10	17	5	•	•	•	•	•	•	•	•	•

Bestellbeispiel: Gruppe + D + M + Gewindelänge —> JPRE ISK 30 M10x 60
Ordering example: *Group + D + M + Thread Length —> JPRE ISK 30 M10x 60*

Standardfarben
- schwarz RAL 9005

Material
- Schraube: DIN 558-4.6-A2F (verzinkt)
- Abdeckung: Edelstahl
- Fuß: Polypropylen (PP)

Standard Colours
- *black RAL 9005*

Material
- *Screw: DIN 558-4.6-A2F (zinc-plated)*
- *Cover: Stainless Steel*
- *Base: Polypropylene (PP)*

Gruppe / Group: PRG

Justierfüße mit nickelfarbener Metallabdeckung und Sechskant-Stellschraube (Fuß drehbar)
Adjustable feet with nickel-coloured metal cover and hexagonal adjusting screw (swivelling base)

PRG

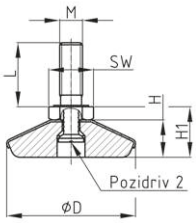

PRG

Bestellnummer *Order Number*	D *D* mm	H *H* mm	H1 *H1* mm	L *L* mm	M *M*	SW *WAF* mm
PRG 40 / M10x40	40	11,5	18	40	M10	17
PRG 40 / M10x60	40	11,5	18	60	M10	17
PRG 50 / M10x40	50	13	20	40	M10	17
PRG 50 / M10x60	50	13	20	60	M10	17

Standardfarben
- chrom-/ nickelfarben

Material
- Gewinde: Stahl verzinkt
- Abdeckung: Stahl verzinkt
- Fuß: Polyethylen (PE)

Standard Colours
- *chrome-/ nickel coloured*

Material
- *Thread: zinc-plated steel*
- *Cover: zinc-plated steel*
- *Base: Polyethylene (PE)*

Gruppe / Group: PRA-PRD

Justierfüße mit nickelfarbener Metallabdeckung (Fuß fest)
Adjustable feet with nickel-coloured metal cover (fixed base)

Bestellnummer *Order Number*	D *D* mm	H *H* mm	L *L* mm	L1 *L1* mm	M *M*
PRA 20 / M6x13	20	7	10	13	M6
PRB 25 / M8x20	25	10	16	20	M8
PRB 30 / M8x20	30	11,5	16	20	M8
PRB 35 / M8x20	35	12	16	20	M8
PRB 40 / M8x25	40	13,5	23	25,5	M8
PRC 25 / M10x20	25	10	16	20	M10
PRC 30 / M10x20	30	11,5	16	20	M10
PRC 35 / M10x20	35	12	16	20	M10
PRC 40 / M10x25	40	13,5	21	25	M10
PRC 50 / M10x30	50	15,5	30	30	M10
PRD 50 / M12x35	50	15,5	35	35	M12

PRA-PRD

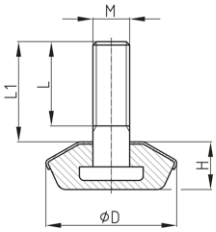

PRA-PRD

Standardfarben
- chrom-/ nickelfarben

Standard Colours
- *chrome-/ nickel coloured*

Material
- Gewinde: Stahl verzinkt
- Abdeckung: Stahl verzinkt
- Fuß: Polyethylen (PE)

Material
- *Thread: zinc-plated steel*
- *Cover: zinc-plated steel*
- *Base: Polyethylene (PE)*

Gruppe / Group: PBRB-D

Justierfüße mit nickelfarbener Metallabdeckung (Fuß fest, PBRB=M8, PBRC=M10, PBRD=M12)
Adjustable feet with nickel-coloured metal cover (fixed base, PBRB=M8, PBRC=M10, D=M12)

Bestellnummer *Order Number*	D *D* mm	H *H* mm	L *L* mm	M *M*
PBRB 30 / M8x20	30	-	20	M8
PBRC 30 / M10x20	30	-	20	M10
PBRB 40 / M8x20	40	12	20	M8
PBRC 40 / M10x20	40	12	20	M10
PBRC 50 / M10x20	50	13	20	M10

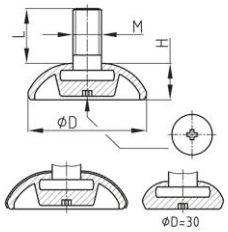

PBRB-D

PBRC

Standardfarben
- chrom-/ nickelfarben

Standard Colours
- *chrome-/ nickel coloured*

Material
- Gewinde: Stahl verzinkt
- Fuß: Polyethylen (PE)

Material
- *Thread: zinc-plated steel*
- *Base: Polyethylene (PE)*

Bestellhinweise
- PBRD = M12, nur auf Anfrage

Order informations
- *PBRD = M12, only on inquiry*

Gruppe / Group: H 725

Justierfüße mit vernickelter Metallabdeckung und Sechskant-Stellschraube (Fuß fest)
Adjustable feet with nickel-plated metal cover and hexagonal adjusting screw (fixed base)

H 725

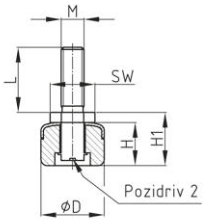

H 725

Bestellnummer *Order Number*	D *D* mm	H *H* mm	H1 *H1* mm	L *L* mm	M *M*	SW *WAF* mm
H 725 25 / M10x25	25	16,5	22	25	M10	14
H 725 25 / M10x35	25	16,5	22	35	M10	14
H 725 25 / M10x50	25	16,5	22	50	M10	14
H 725 25 / M10x70	25	16,5	22	70	M10	14
H 725 30 / M10x25	30	16	22	25	M10	14
H 725 30 / M10x35	30	16	22	35	M10	14
H 725 30 / M10x50	30	16	22	50	M10	14
H 725 30 / M10x70	30	16	22	70	M10	14
H 725 35 / M10x25	35	16	22	25	M10	14
H 725 35 / M10x35	35	16	22	35	M10	14
H 725 35 / M10x50	35	16	22	50	M10	14
H 725 35 / M10x70	35	16	22	70	M10	14

Standardfarben
- schwarz

Material
- Gewinde: Stahl verzinkt
- Abdeckung: Stahl vernickelt
- Fuß: Polypropylen (PP)

Standard Colours
- *black*

Material
- *Thread: zinc-plated steel*
- *Cover: nickel-plated steel*
- *Base: Polypropylene (PP)*

Gruppe / Group: JTM

Justierfüße (Metall, Fuß drehbar) mit Sechskant-Stellschraube (B = mit Befestigungsbohrungen)
Adjustable feet (metal, swivelling base) with hexagonal adjusting screw (B=fixing holes)

JTMB

JTM

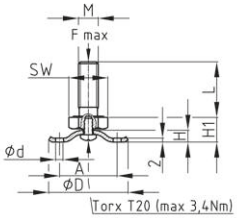

JTMB

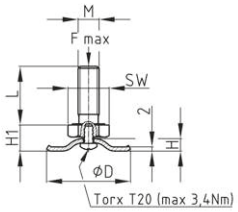

JTM

Bestellnummer *Order Number*	D *D* mm	F max. *F max.* kg	A *A* mm	d *d* mm	H *H* mm	H1 *H1* mm	L *L* mm	M *M*	SW *WAF* mm
JTM 30 / M8x16	30	650	-	-	6	11,5	16	M8	13
JTM 30 / M8x20	30	650	-	-	6	11,5	20	M8	13
JTM 30 / M8x30	30	650	-	-	6	11,5	30	M8	13
JTM 30 / M8x40	30	650	-	-	6	11,5	40	M8	13
JTM 30 / M8x50	30	650	-	-	6	11,5	50	M8	13
JTM 30 / M8x60	30	650	-	-	6	11,5	60	M8	13
JTM 30 / M8x70	30	650	-	-	6	11,5	70	M8	13
JTM 30 / M8x80	30	650	-	-	6	11,5	80	M8	13
JTM 30 / M8x90	30	650	-	-	6	11,5	90	M8	13
JTM 30 / M8x100	30	650	-	-	6	11,5	100	M8	13
JTM 30 / M8x120	30	650	-	-	6	11,5	120	M8	13
JTM 30 / M10x16	30	650	-	-	6	12,5	16	M10	17
JTM 30 / M10x20	30	650	-	-	6	12,5	20	M10	17
JTM 30 / M10x30	30	650	-	-	6	12,5	30	M10	17
JTM 30 / M10x40	30	650	-	-	6	12,5	40	M10	17
JTM 30 / M10x50	30	650	-	-	6	12,5	50	M10	17
JTM 30 / M10x60	30	650	-	-	6	12,5	60	M10	17
JTM 30 / M10x70	30	650	-	-	6	12,5	70	M10	17

Gruppe / Group: JTM

Bestellnummer *Order Number*	D *D* mm	F max. *F max.* kg	A *A* mm	d *d* mm	H *H* mm	H1 *H1* mm	L *L* mm	M *M*	SW *WAF* mm
JTM 30 / M10x80	30	650	-	-	6	12,5	80	M10	17
JTM 30 / M10x90	30	650	-	-	6	12,5	90	M10	17
JTM 30 / M10x100	30	650	-	-	6	12,5	100	M10	17
JTM 30 / M10x120	30	650	-	-	6	12,5	120	M10	17
JTM 40 / M8x16	40	650	-	-	6	11,5	16	M8	13
JTM 40 / M8x20	40	650	-	-	6	11,5	20	M8	13
JTM 40 / M8x30	40	650	-	-	6	11,5	30	M8	13
JTM 40 / M8x40	40	650	-	-	6	11,5	40	M8	13
JTM 40 / M8x50	40	650	-	-	6	11,5	50	M8	13
JTM 40 / M8x60	40	650	-	-	6	11,5	60	M8	13
JTM 40 / M8x70	40	650	-	-	6	11,5	70	M8	13
JTM 40 / M8x80	40	650	-	-	6	11,5	80	M8	13
JTM 40 / M8x90	40	650	-	-	6	11,5	90	M8	13
JTM 40 / M8x100	40	650	-	-	6	11,5	100	M8	13
JTM 40 / M8x120	40	650	-	-	6	11,5	120	M8	13
JTM 40 / M10x16	40	650	-	-	6	12,5	16	M10	17
JTM 40 / M10x20	40	650	-	-	6	12,5	20	M10	17
JTM 40 / M10x30	40	650	-	-	6	12,5	30	M10	17
JTM 40 / M10x40	40	650	-	-	6	12,5	40	M10	17
JTM 40 / M10x50	40	650	-	-	6	12,5	50	M10	17
JTM 40 / M10x60	40	650	-	-	6	12,5	60	M10	17
JTM 40 / M10x70	40	650	-	-	6	12,5	70	M10	17
JTM 40 / M10x80	40	650	-	-	6	12,5	80	M10	17
JTM 40 / M10x90	40	650	-	-	6	12,5	90	M10	17
JTM 40 / M10x100	40	650	-	-	6	12,5	100	M10	17
JTM 40 / M10x120	40	650	-	-	6	12,5	120	M10	17
JTM 50 / M8x16	50	650	-	-	6	11,5	16	M8	13
JTM 50 / M8x20	50	650	-	-	6	11,5	20	M8	13
JTM 50 / M8x30	50	650	-	-	6	11,5	30	M8	13
JTM 50 / M8x40	50	650	-	-	6	11,5	40	M8	13
JTM 50 / M8x50	50	650	-	-	6	11,5	50	M8	13
JTM 50 / M8x60	50	650	-	-	6	11,5	60	M8	13
JTM 50 / M8x70	50	650	-	-	6	11,5	70	M8	13
JTM 50 / M8x80	50	650	-	-	6	11,5	80	M8	13
JTM 50 / M8x90	50	650	-	-	6	11,5	90	M8	13
JTM 50 / M8x100	50	650	-	-	6	11,5	100	M8	13
JTM 50 / M8x120	50	650	-	-	6	11,5	120	M8	13
JTM 50 / M10x16	50	650	-	-	6	12,5	16	M10	17
JTM 50 / M10x20	50	650	-	-	6	12,5	20	M10	17
JTM 50 / M10x30	50	650	-	-	6	12,5	30	M10	17
JTM 50 / M10x40	50	650	-	-	6	12,5	40	M10	17
JTM 50 / M10x50	50	650	-	-	6	12,5	50	M10	17
JTM 50 / M10x60	50	650	-	-	6	12,5	60	M10	17
JTM 50 / M10x70	50	650	-	-	6	12,5	70	M10	17
JTM 50 / M10x80	50	650	-	-	6	12,5	80	M10	17
JTM 50 / M10x90	50	650	-	-	6	12,5	90	M10	17
JTM 50 / M10x100	50	650	-	-	6	12,5	100	M10	17
JTM 50 / M10x120	50	650	-	-	6	12,5	120	M10	17
JTMB 40 / M8x16	40	650	29	4	6	11,5	16	M8	13
JTMB 40 / M8x20	40	650	29	4	6	11,5	20	M8	13
JTMB 40 / M8x30	40	650	29	4	6	11,5	30	M8	13
JTMB 40 / M8x40	40	650	29	4	6	11,5	40	M8	13
JTMB 40 / M8x50	40	650	29	4	6	11,5	50	M8	13
JTMB 40 / M8x60	40	650	29	4	6	11,5	60	M8	13
JTMB 40 / M8x70	40	650	29	4	6	11,5	70	M8	13
JTMB 40 / M8x80	40	650	29	4	6	11,5	80	M8	13
JTMB 40 / M8x90	40	650	29	4	6	11,5	90	M8	13
JTMB 40 / M8x100	40	650	29	4	6	11,5	100	M8	13
JTMB 40 / M8x120	40	650	29	4	6	11,5	120	M8	13
JTMB 40 / M10x16	40	650	29	4	6	12,5	16	M10	17
JTMB 40 / M10x20	40	650	29	4	6	12,5	20	M10	17
JTMB 40 / M10x30	40	650	29	4	6	12,5	30	M10	17

Fortsetzung nächste Seite / *Continue next page*

Gruppe / Group: JTM - siehe Vorseite / look at page before

Bestellnummer *Order Number*	D *D* mm	F max. *F max.* kg	A *A* mm	d *d* mm	H *H* mm	H1 *H1* mm	L *L* mm	M *M*	SW *WAF* mm
JTMB 40 / M10x40	40	650	29	4	6	12,5	40	M10	17
JTMB 40 / M10x50	40	650	29	4	6	12,5	50	M10	17
JTMB 40 / M10x60	40	650	29	4	6	12,5	60	M10	17
JTMB 40 / M10x70	40	650	29	4	6	12,5	70	M10	17
JTMB 40 / M10x80	40	650	29	4	6	12,5	80	M10	17
JTMB 40 / M10x90	40	650	29	4	6	12,5	90	M10	17
JTMB 40 / M10x100	40	650	29	4	6	12,5	100	M10	17
JTMB 40 / M10x120	40	650	29	4	6	12,5	120	M10	17
JTMB 50 / M8x16	50	650	36	5	6	11,5	16	M8	13
JTMB 50 / M8x20	50	650	36	5	6	11,5	20	M8	13
JTMB 50 / M8x30	50	650	36	5	6	11,5	30	M8	13
JTMB 50 / M8x40	50	650	36	5	6	11,5	40	M8	13
JTMB 50 / M8x50	50	650	36	5	6	11,5	50	M8	13
JTMB 50 / M8x60	50	650	36	5	6	11,5	60	M8	13
JTMB 50 / M8x70	50	650	36	5	6	11,5	70	M8	13
JTMB 50 / M8x80	50	650	36	5	6	11,5	80	M8	13
JTMB 50 / M8x90	50	650	36	5	6	11,5	90	M8	13
JTMB 50 / M8x100	50	650	36	5	6	11,5	100	M8	13
JTMB 50 / M8x120	50	650	36	5	6	11,5	120	M8	13
JTMB 50 / M10x16	50	650	36	5	6	12,5	16	M10	17
JTMB 50 / M10x20	50	650	36	5	6	12,5	20	M10	17
JTMB 50 / M10x30	50	650	36	5	6	12,5	30	M10	17
JTMB 50 / M10x40	50	650	36	5	6	12,5	40	M10	17
JTMB 50 / M10x50	50	650	36	5	6	12,5	50	M10	17
JTMB 50 / M10x60	50	650	36	5	6	12,5	60	M10	17
JTMB 50 / M10x70	50	650	36	5	6	12,5	70	M10	17
JTMB 50 / M10x80	50	650	36	5	6	12,5	80	M10	17
JTMB 50 / M10x90	50	650	36	5	6	12,5	90	M10	17
JTMB 50 / M10x100	50	650	36	5	6	12,5	100	M10	17
JTMB 50 / M10x120	50	650	36	5	6	12,5	120	M10	17

Material
- Schraube: DIN 558-4.6-A2F (verzinkt)
- Fuß: Stahl verzinkt

Material
- *Screw: DIN 558-4.6-A2F (zinc-plated)*
- *Base: zinc-plated steel*

Gruppe / Group: JTM ISK

Justierfüße (Metall, Fuß drehbar) mit Sechskant-Stellschraube und Innensechskant im Gewindeende (B = mit Befestigungsbohrungen)
Adjustable feet (metal, swivelling base) with hexagonal adjusting screw and hexagon in the thread end (B=fixing holes)

JTMB ISK

JTM ISK

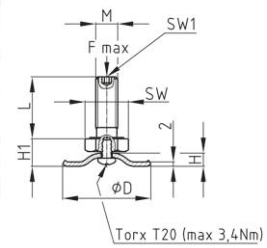

JTM ISK

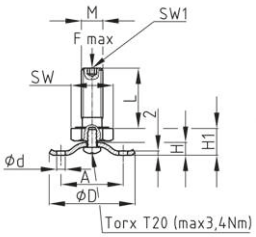

JTMB ISK

D *D* mm	F max. *F max.* kg	A *A* mm	d *d* mm	H *H* mm	H1 *H1* mm	M *M*	SW *WAF* mm	SW1 *SW1* mm	20 mm	30 mm	40 mm	50 mm	60 mm	70 mm	80 mm	90 mm	100 mm
30	650	-	-	6	11,5	M8	13	4	•	•	•	•	•	•	•	•	•
30	650	-	-	6	12,5	M10	17	5	•	•	•	•	•	•	•	•	•
40	650	-	-	6	11,5	M8	13	4	•	•	•	•	•	•	•	•	•
40	650	-	-	6	12,5	M10	17	5	•	•	•	•	•	•	•	•	•
40	650	29	4	6	11,5	M8	13	4	•	•	•	•	•	•	•	•	•
40	650	29	4	6	12,5	M10	17	5	•	•	•	•	•	•	•	•	•
50	650	-	-	6	11,5	M8	13	4	•	•	•	•	•	•	•	•	•
50	650	-	-	6	12,5	M10	17	5	•	•	•	•	•	•	•	•	•
50	650	36	5	6	11,5	M8	13	4	•	•	•	•	•	•	•	•	•
50	650	36	5	6	12,5	M10	17	5	•	•	•	•	•	•	•	•	•

Bestellbeispiel: Gruppe + D + M + Gewindelänge —> JTMB ISK 40 M10x 60
Ordering example: *Group + D + M + Thread Length —> JTMB ISK 40 M10x 60*

Material
- Schraube: DIN 558-4.6-A2F (verzinkt)
- Fuß: Stahl verzinkt

Material
- *Screw: DIN 558-4.6-A2F (zinc-plated)*
- *Base: zinc-plated steel*

Gruppe / Group: PRGB

Justierfüße (Metall) mit Sechskant-Stellschraube (Fuß drehbar)
Adjustable feet (metal) with hexagonal adjusting screw (swivelling base)

Bestellnummer *Order Number*	D *D* mm	H *H* mm	H1 *H1* mm	H2 *H2* mm	L *L* mm	M *M*	SW *WAF* mm
PRGB 46 / M10x40	46	7	15	2,5	40	M10	17
PRGB 46 / M10x60	46	7	15	2,5	60	M10	17

Material
- Stahl verzinkt

Material
- *Zinc plated steel*

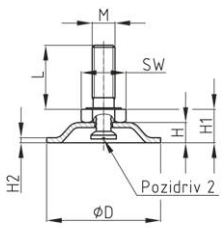

PRGB

PRGB

Gruppe / Group: PRGC

Justierfüße (Metall) mit Sechskant-Stellschraube (Fuß drehbar)
Adjustable feet (metal) with hexagonal adjusting screw (swivelling base)

PRGC

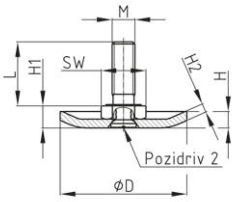

PRGC

Bestellnummer *Order Number*	D *D* mm	H *H* mm	H1 *H1* mm	H2 *H2* mm	L *L* mm	M *M*	SW *WAF* mm
PRGC 50 / M10x40	50	6	10	4	40	M10	17
PRGC 50 / M10x60	50	6	10	4	60	M10	17

Material
- Stahl verzinkt

Material
- *Zinc plated steel*

Gruppe / Group: F

Justierfüße (Metall) mit Befestigungsbohrung und Sechskant-Stellschraube (Fuß drehbar)
Adjustable feet (metal) with fixing holes and hexagonal adjusting screw (swivelling base)

F

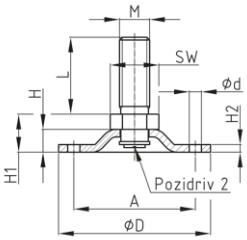

F

Bestellnummer *Order Number*	A *A* mm	D *D* mm	d *d* mm	H *H* mm	H1 *H1* mm	H2 *H2* mm	L *L* mm	M *M*	SW *WAF* mm
F 300 / M10x35	-	30	-	5	12	2	35	M10	14
F 300 / M10x50	-	30	-	5	12	2	50	M10	14
F 300 / M10x70	-	30	-	5	12	2	70	M10	14
F 600 / M10x35	46	60	5,5	8	12	2,5	35	M10	14
F 600 / M10x50	46	60	5,5	8	12	2,5	50	M10	14
F 600 / M10x70	46	60	5,5	8	12	2,5	70	M10	14
F 700 / M10x35	35,5	47	5,5	7	13	2	35	M10	14
F 700 / M10x50	35,5	47	5,5	7	13	2	50	M10	14
F 700 / M10x70	35,5	47	5,5	7	13	2	70	M10	14
F 800 / M10x35	60	80	6,5	7,5	13	2	35	M10	14
F 800 / M10x50	60	80	6,5	7,5	13	2	50	M10	14
F 800 / M10x70	60	80	6,5	7,5	13	2	70	M10	14

Material
- Stahl verzinkt

Material
- *Zinc plated steel*

Gruppe / Group: FR

Rechteckige Justierfüße (Metall) mit Befestigungsbohrungen und Sechskant-Stellschraube (Fuß drehbar)
Rectangular adjustable feet (metal) with fixing holes and hexagonal screw (swivelling base)

FR

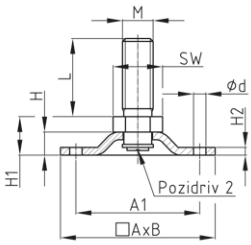

FR

Bestellnummer *Order Number*	A *A* mm	A1 *A1* mm	B *B* mm	d *d* mm	H *H* mm	H1 *H1* mm	H2 *H2* mm	L *L* mm	M *M*	SW *WAF* mm
FR 80x40 / M10x35	80	60	40	6,5	7,5	12	2	35	M10	14
FR 80x40 / M10x50	80	60	40	6,5	7,5	12	2	50	M10	14
FR 80x40 / M10x70	80	60	40	6,5	7,5	12	2	70	M10	14

Material
- Stahl verzinkt

Material
- *Zinc plated steel*

Gruppe / Group: 74

Stellschrauben mit rundem Kunststofffuß und angespritztem Sechskant (Gewinde umspritzt)
Adjusting screws with round plastic base and hexagon above the base (thread bolt overmoulded)

Bestellnummer *Order Number*	D *D* mm	F max. *F max.* kg	H *H* mm	H1 *H1* mm	L *L* mm	M *M*	SW *WAF* mm
74-35 / M8x25	35	400	11	16,5	16	M8	17
74-35 / M8x30	35	400	11	16,5	21	M8	17
74-35 / M8x40	35	400	11	16,5	31	M8	17
74-35 / M8x50	35	400	11	16,5	41	M8	17
74-35 / M10x25	35	500	11	16,5	16	M10	17
74-35 / M10x30	35	500	11	16,5	21	M10	17
74-35 / M10x40	35	500	11	16,5	31	M10	17
74-35 / M10x50	35	500	11	16,5	41	M10	17
74-35 / M10x60	35	500	11	16,5	51	M10	17

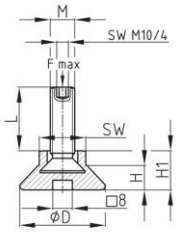

74

74

Standardfarben
- schwarz

Standard Colours
- *black*

Material
- Gewinde: Stahl verzinkt
- Fuß: Polyamid (PA)

Material
- *Thread: zinc-plated steel*
- *Base: Polyamide (PA)*

Gruppe / Group: 79

Stellschrauben mit achteckigem Kunststofffuß und angespritztem Sechskant (Gewinde umspritzt)
Adjusting screws with octagonal plastic base and hexagon above the base (thread bolt overmoulded)

Bestellnummer *Order Number*	F max. *F max.* kg	H *H* mm	H1 *H1* mm	L *L* mm	M *M*	SW *WAF* mm
79-25 / M8x20	300	13	18	12	M8	25
79-25 / M8x25	300	13	18	17	M8	25
79-25 / M8x30	300	13	18	22	M8	25
79-25 / M8x40	300	13	18	32	M8	25
79-25 / M8x50	300	13	18	42	M8	25

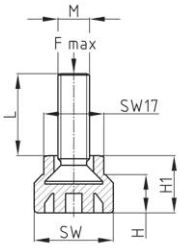

79

79

Standardfarben
- schwarz

Standard Colours
- *black*

Material
- Gewinde: Stahl verzinkt
- Fuß: Polyamid (PA)

Material
- *Thread: zinc-plated steel*
- *Base: Polyamide (PA)*

Gruppe / Group: 79 ISK

Stellschrauben mit achteckigem Kunststofffuß und angespritztem Sechskant, ISK = mit Innensechskant im Gewindeende
Adjusting screws with octagonal plastic base and hexagon above the base, ISK = with hexagon inside the thread end

Bestellnummer *Order Number*	F max. *F max.* kg	H *H* mm	H1 *H1* mm	M *M*	SW *WAF* mm
79-25 / M8x40 ISK	300	13	18	M8	25

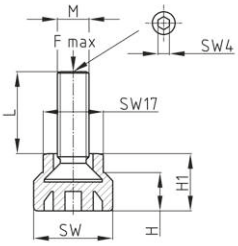

79 ISK

79 ISK

Standardfarben
- schwarz

Standard Colours
- *black*

Material
- Gewinde: Stahl verzinkt
- Fuß: Polyamid (PA)

Material
- *Thread: zinc-plated steel*
- *Base: Polyamide (PA)*

Gruppe / Group: KL

Stellschrauben mit rundem Kunststofffuß und angespritztem Sechskant (Gewinde umspritzt)
Adjusting screws with round plastic base and hexagon above the base (thread bolt overmoulded)

KL

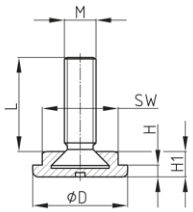

KL

Bestellnummer *Order Number*	D *D* mm	H *H* mm	H1 *H1* mm	L *L* mm	M *M*	SW *WAF* mm
KL 25 / M8x20	25	4,5	9	18	M8	19
KL 25 / M8x30	25	4,5	9	25,5	M8	19
KL 25 / M8x40	25	4,5	9	36	M8	19
KL 25/ M8x50	25	4,5	9	46	M8	19
KL 25 / M10x20	25	5	9	17	M10	19
KL 25 / M10x30	25	5	9	25	M10	19
KL 25 / M10x40	25	5	9	34,5	M10	19
KL 25 / M10x50	25	5	9	45	M10	19

Bestellnummer *Order Number*	D *D* mm	H *H* mm	H1 *H1* mm	L *L* mm	M *M*	SW *WAF* mm
KL 30/ M8x20	30	4,5	9	15,5	M8	24
KL 30 / M8x30	30	4,5	9	26,5	M8	24
KL 30 / M8x40	30	4,5	9	36,5	M8	24
KL 30 / M8x50	30	4,5	9	45	M8	24
KL 30 / M10x20	30	4,5	9	17	M10	24
KL 30 / M10x30	30	4,5	9	25	M10	24
KL 30 / M10x40	30	4,5	9	34,5	M10	24
KL 30 / M10x50	30	4,5	9	45	M10	24

Standardfarben
- schwarz

Material
- Gewinde: Stahl verzinkt
- Fuß: Polyamid (PA)

Standard Colours
- *black*

Material
- *Thread: zinc-plated steel*
- *Base: Polyamide (PA)*

Gruppe / Group: KFS

Stellschrauben mit rundem Kunststofffuß, angespritztem Sechskant und Innensechskant im Gewindeende
Adjusting screws with round plastic foot, hexagon above the base and hexagon in the threaded end

KFS

KFS(P)

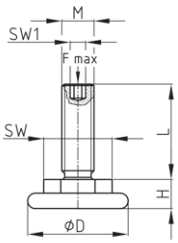

KFS

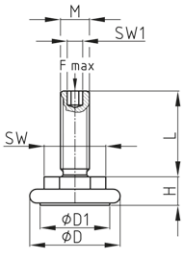

KFS 50

Bestellnummer *Order Number*	D *D* mm	D1 *D1* mm	F max. *F max.* kg	H *H* mm	L *L* mm	M *M*	SW *WAF* mm	SW1 *SW1* mm
KFS 35 M8x18	35	–	350	12,5	18	M8	21	4
KFS 35 M8x23P	35	–	350	12,5	23	M8	21	–
KFS 35 M8x28P	35	–	350	12,5	28	M8	21	–
KFS 35 M8x33P	35	–	350	12,5	33	M8	21	–
KFS 35 M8x43	35	–	350	12,5	43	M8	21	4
KFS 35 M10x15	35	–	550	12,5	15	M10	21	5
KFS 35 M10x25	35	–	550	12,5	25	M10	21	5
KFS 35 M10x30	35	–	550	12,5	30	M10	21	5
KFS 35 M10x35	35	–	550	12,5	35	M10	21	5

Bestellnummer *Order Number*	D *D* mm	D1 *D1* mm	F max. *F max.* kg	H *H* mm	L *L* mm	M *M*	SW *WAF* mm	SW1 *SW1* mm
KFS 35 M10x40	35	–	550	12,5	40	M10	21	5
KFS 35 M10x45	35	–	550	12,5	45	M10	21	5
KFS 35 M10x55	35	–	550	12,5	55	M10	21	5
KFS 35 M10x65	35	–	550	12,5	65	M10	21	5
KFS 50 M10x10	50	30	550	16,5	10	M10	21	5
KFS 50 M10x20	50	30	550	16,5	20	M10	21	5
KFS 50 M10x25	50	30	550	16,5	25	M10	21	5
KFS 50 M10x30	50	30	550	16,5	30	M10	21	5
KFS 50 M10x35	50	30	550	16,5	35	M10	21	5

Gruppe / Group: KFS

Bestellnummer *Order Number*	D *D* mm	D1 *D1* mm	F max. *F max.* kg	H *H* mm	L *L* mm	M *M*	SW *WAF* mm	SW1 *SW1* mm
KFS 50 M10x40	50	30	550	16,5	40	M10	21	5
KFS 50 M10x60	50	30	550	16,5	60	M10	21	5
KFS 80 M10x20	80	–	550	17,5	20	M10	22	5
KFS 80 M10x25	80	–	550	17,5	25	M10	22	5
KFS 80 M10x30	80	–	550	17,5	30	M10	22	5
KFS 80 M10x35	80	–	550	17,5	35	M10	22	5

Bestellnummer *Order Number*	D *D* mm	D1 *D1* mm	F max. *F max.* kg	H *H* mm	L *L* mm	M *M*	SW *WAF* mm	SW1 *SW1* mm
KFS 80 M10x40	80	–	550	17,5	40	M10	22	5
KFS 80 M10x50	80	–	550	17,5	50	M10	22	5
KFS 80 M10x60	80	–	550	17,5	60	M10	22	5
KFS 80 M12x25*	80	–	550	17,5	25	M12	22	–
KFS 80 M12x50*	80	–	550	17,5	50	M12	22	–

Standardfarben
- schwarz

Material
- Grundkörper: Polypropylen (PP)
- Gewinde: Stahl verzinkt

Bestellhinweise
- *) = ohne Innensechskant im Gewindeende
- P = Pozidriv im Gewindeende

Standard Colours
- *black*

Material
- *Base body: Polypropylene (PP)*
- *Thread: zinc-plated steel*

Order informations
- *) = *without hexagon in the threaded end*
- *P = Pozidriv in the threaded end*

Gruppe / Group: TS

Stellschrauben mit rundem Kunststofffuß und angespritztem Sechskant (Gewinde umspritzt)
Adjusting screws with round plastic base and hexagon above the base (thread bolt overmoulded)

TS

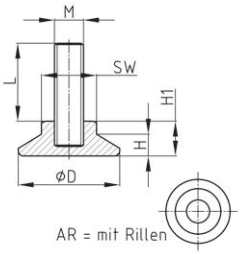

TS

Bestellnummer *Order Number*	D *D* mm	H *H* mm	H1 *H1* mm	L *L* mm	M *M*	SW *WAF* mm
TS 26 / M6x24	25	7,5	11	24	M6	13
TS 26 / M6x34	25	7,5	11	34	M6	13
TS 26 / M6x54	25	7,5	11	54	M6	13
TS 26 / M6x62	25	7,5	11	62	M6	13
TS 26 / M8x14	25	7,5	11	14	M8	13
TS 26 / M8x17	25	7,5	11	17	M8	13
TS 26 / M8x24	25	7,5	11	22	M8	13
TS 26 / M8x34	25	7,5	11	32	M8	13
TS 26 / M8x54	25	7,5	11	52	M8	13
TS 26 / M8x74	25	7,5	11	72	M8	13
TS 26 / M10x17	26	7,5	11	17	M10	13
TS 26 / M10x24	26	7,5	11	22	M10	13
TS 26 / M10x34	26	7,5	11	32	M10	13
TS 26 / M10x44	26	7,5	11	42	M10	13
TS 26 / M10x54	26	7,5	11	52	M10	13
TS 26 / M10x64	26	7,5	11	62	M10	13
TS 26 / M10x74	26	7,5	11	72	M10	13
TS 26 / M10x102	26	7,5	11	102	M10	13
TS 26 / M10x142	26	7,5	11	142	M10	13
TS 30 / M6x20	30	8,5	15	20	M6	13
TS 30 / M6x30	30	8,5	15	30	M6	13
TS 30 / M6x50	30	8,5	15	50	M6	13
TS 30 / M8x10	30	8,5	15	10	M8	13

Bestellnummer *Order Number*	D *D* mm	H *H* mm	H1 *H1* mm	L *L* mm	M *M*	SW *WAF* mm
TS 30 / M8x13	30	8,5	15	13	M8	13
TS 30 / M8x20	30	8,5	15	18	M8	13
TS 30 / M8x30	30	8,5	15	28	M8	13
TS 30 / M8x50	30	8,5	15	48	M8	13
TS 30 / M8x70	30	8,5	15	68	M8	13
TS 30 / M10x20	30	8,5	15	18	M10	13
TS 30 / M10x30	30	8,5	15	28	M10	13
TS 30 / M10x40	30	8,5	15	38	M10	13
TS 30 / M10x50	30	8,5	15	48	M10	13
TS 30 / M10x60	30	8,5	15	58	M10	13
TS 30 / M10x70	30	8,5	15	68	M10	13
TS 30 / M10x100	30	8,5	15	98	M10	13
TS 30 / M10x140	30	8,5	15	138	M10	13
TS 40 / M8x12	40	11	13,5	12	M8	17
TS 40 / M8x20	40	11	13,5	20	M8	17
TS 40 / M8x30	40	11	13,5	30	M8	17
TS 40 / M8x50	40	11	13,5	50	M8	17
TS 40 / M8x70	40	11	13,5	70	M8	17
TS 40 / M10x15	40	11	13,5	15	M10	17
TS 40 / M10x20	40	10	13,5	20	M10	17
TS 40 / M10x30	40	10	13,5	30	M10	17
TS 40 / M10x40	40	10	13,5	40	M10	17
TS 40 / M10x50	40	10	13,5	50	M10	17

Fortsetzung nächste Seite / *Continue next page*

Gruppe / Group: TS - siehe Vorseite / look at page before

Bestellnummer *Order Number*	D *D* mm	H *H* mm	H1 *H1* mm	L *L* mm	M *M*	SW *WAF* mm
TS 40 / M10x60	40	10	13,5	60	M10	17
TS 40 / M10x70	40	10	13,5	70	M10	17
TS 40 / M10x100	40	10	13,5	100	M10	17
TS 40 / M10x140	40	10	13,5	140	M10	17
TS 47 / M8x15	45	11	18	15	M8	17
TS 47 / M8x10	45	11	18	10	M8	17
TS 47 / M8x25	45	11	18	25	M8	17
TS 47 / M8x45	45	11	18	45	M8	17
TS 47 / M8x65	45	11	18	65	M8	17
TS 47 / M10x10	45	11	18	10	M10	17
TS 47 / M10x15	45	11	18	15	M10	17
TS 47 / M10x25	45	11	18	25	M10	17
TS 47 / M10x35	45	11	18	35	M10	17
TS 47 / M10x45	45	11	18	45	M10	17
TS 47 / M10x55	45	11	18	55	M10	17
TS 47 / M10x65	45	11	18	65	M10	17
TS 47 / M10x95	45	11	18	95	M10	17
TS 47 / M10x135	45	11	18	135	M10	17
TS 54 / M10x 17 *	54	6	10	17	M10	13
TS 54 / M10x24 *	54	6	10	22	M10	13
TS 54 / M10x34 *	54	6	10	32	M10	13
TS 54 / M10x44 *	54	6	10	42	M10	13
TS 54 / M10x54 *	54	6	10	52	M10	13

Bestellnummer *Order Number*	D *D* mm	H *H* mm	H1 *H1* mm	L *L* mm	M *M*	SW *WAF* mm
TS 54 / M10x64 *	54	6	10	62	M10	13
TS 54 / M10x74 *	54	6	10	72	M10	13
TS 54 / M10x114 *	54	6	10	102	M10	13
TS 54 / M10x144 *	54	6	10	142	M10	13
TS 55 / M10x8	54	8,5	20	8	M10	19
TS 55 / M10x8 AR	54	8,5	21	8	M10	19
TS 55 / M10x15	54	8,5	20	13	M10	19
TS 55 / M10x15 AR	54	8,5	21	13	M10	19
TS 55 / M10x25	54	8,5	20	23	M10	19
TS 55 / M10x25 AR	54	8,5	21	23	M10	19
TS 55 / M10x35	54	8,5	20	33	M10	19
TS 55 / M10x35 AR	54	8,5	21	33	M10	19
TS 55 / M10x45	54	8,5	20	43	M10	19
TS 55 / M10x45 AR	54	8,5	21	43	M10	19
TS 55 / M10x55	54	8,5	20	53	M10	19
TS 55 / M10x55 AR	54	8,5	21	53	M10	19
TS 55 / M10x65	54	8,5	20	63	M10	19
TS 55 / M10x65 AR	54	8,5	21	63	M10	19
TS 55 / M10x95	54	8,5	20	93	M10	19
TS 55 / M10x95 AR	54	8,5	21	93	M10	19
TS 55 / M10x135	54	8,5	20	133	M10	19
TS 55 / M10x135 AR	54	8,5	21	133	M10	19

Standardfarben
- schwarz

Material
- Gewinde: Stahl verzinkt
- Fuß: Polyamid (PA)

Bestellhinweise
- *) = Auftragsbezogene Fertigung! Mindestmenge bitte anfragen.
- AR = Fuß mit konzentrischen Bodenrillen

Standard Colours
- *black*

Material
- *Thread: zinc-plated steel*
- *Base: Polyamide (PA)*

Order informations
- **) = Order related production! Please ask for minimum quantity.*
- *AR = foot with concentric ground grooves*

Gruppe / Group: TV

Stellschrauben mit rundem Kunststofffuß und angespritztem Vierkant (Gewinde umspritzt)
Adjusting screws with round plastic base and square above the base (thread bolt overmoulded)

TV

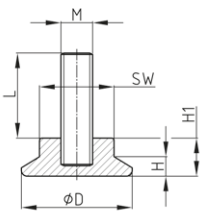

TV

Bestellnummer *Order Number*	D *D* mm	H *H* mm	H1 *H1* mm	L *L* mm	M *M*	SW *WAF* mm
TV 30 M8x10	31	–	15	10	M8	17,3
TV 30 / M8x15	31	7	15	15	M8	17,3
TV 30 / M8x20	31	7	15	20	M8	17,3
TV 30 / M8x30	31	7	15	30	M8	17,3
TV 30 / M8x50	31	7	15	50	M8	17,3
TV 30 / M8x70	31	7	15	70	M8	17,3

Bestellnummer *Order Number*	D *D* mm	H *H* mm	H1 *H1* mm	L *L* mm	M *M*	SW *WAF* mm
TV 30 M10x15	30	–	14	15	M10	18
TV 30 / M10x20	30	–	14	20	M10	18
TV 30 / M10x30	30	–	14	30	M10	18
TV 30 / M10x40	30	–	14	40	M10	18
TV 30 / M10x50	30	–	14	50	M10	18
TV 30 M10x50 ISK	30	–	14	50	M10	18

Gruppe / Group: TV

Bestellnummer *Order Number*	D *D* mm	H *H* mm	H1 *H1* mm	L *L* mm	M *M*	SW *WAF* mm
TV 30 / M10x60	30	–	14	60	M10	18
TV 30 / M10x70	30	–	14	70	M10	18
TV 30 / M10x100	30	–	14	100	M10	18
TV 30 / M10x140	30	–	14	140	M10	18
TV 47 M8x10	46	–	15	10	M8	18
TV 47 M8x15	46	–	15	15	M8	18
TV 47 / M8x20	46	–	15	20	M8	18
TV 47 / M8x30	46	–	15	30	M8	18
TV 47 / M8x50	46	–	15	50	M8	18

Bestellnummer *Order Number*	D *D* mm	H *H* mm	H1 *H1* mm	L *L* mm	M *M*	SW *WAF* mm
TV 47 / M8x70	46	–	15	70	M8	18
TV 47 / M10x20	46	–	15	20	M10	18
TV 47 / M10x30	46	–	15	30	M10	18
TV 47 / M10x40	46	–	15	40	M10	18
TV 47 / M10x50	46	–	15	50	M10	18
TV 47 / M10x60	46	–	15	60	M10	18
TV 47 / M10x70	46	–	15	70	M10	18
TV 47 / M10x100	46	–	15	100	M10	18
TV 47 / M10x140	46	–	15	140	M10	18

Standardfarben
- schwarz

Material
- Gewinde: Stahl verzinkt
- Fuß: Polyamid (PA)

Bestellhinweise
- ISK = Innensechskant SW 5 im Gewindeende

Standard Colours
- *black*

Material
- *Thread: zinc-plated steel*
- *Base: Polyamide (PA)*

Order informations
- *ISK = Hexagon SW 5 in the threaded end*

Gruppe / Group: KFO

Stellschrauben mit ovalem Kunststofffuß, angespritztem Vierkant, Innensechskant im Gewindeende und Befestigungsbohrung
Adjusting screws with oval plastic foot, square above the base, hexagon in the threaded end and mounting hole

KFO

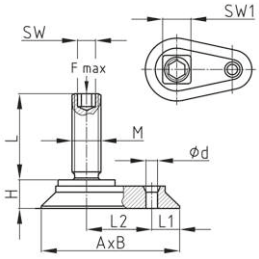

KFO

Bestellnummer *Order Number*	A *A* mm	B *B* mm	d *d* mm	F max. *F max.* kg	H *H* mm	L *L* mm	L1 *L1* mm	L2 *L2* mm	M *M*	SW *WAF* mm	SW1 *SW1* mm
KFO 65x40 / M10x10	65	40	5	550	15	10	15	30	M10	5	19
KFO 65x40 / M10x20	65	40	5	550	15	20	15	30	M10	5	19
KFO 65x40 / M10x25	65	40	5	550	15	25	15	30	M10	5	19
KFO 65x40 / M10x40	65	40	5	550	15	40	15	30	M10	5	19
KFO 65x40 / M10x50	65	40	5	550	15	50	15	30	M10	5	19
KFO 65x40 / M10x60	65	40	5	550	15	60	15	30	M10	5	19

Standardfarben
- schwarz

Material
- Grundkörper: ABS
- Gewinde: Stahl verzinkt

Standard Colours
- *black*

Material
- *Base body: ABS*
- *Thread: zinc-plated steel*

Gruppe / Group: 88

Stellschrauben mit achteckigem Kunststofffuß (Gewinde umspritzt)
Adjusting screws with octagonal plastic base (thread bolt overmoulded)

88

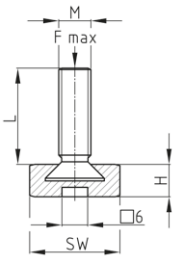

88

Bestellnummer *Order Number*	F max. *F max.* kg	H *H* mm	L *L* mm	M *M*	SW *WAF* mm
88-27/8 / M8x16	400	8	12	M8	27
88-27/8 / M8x20	400	8	16	M8	27
88-27/8 / M8x25	400	8	21	M8	27
88-27/8 / M8x30	400	8	26	M8	27
88-27/8 / M8x40	400	8	36	M8	27
88-27/8 / M8x50	400	8	46	M8	27
88-27/9 / M10x25	400	9	21	M10	27
88-27/9 / M10x30	400	9	26	M10	27
88-27/9 / M10x40	400	9	36	M10	27
88-27/9 / M10x50	400	9	46	M10	27
88-27/9 / M10x60	400	9	56	M10	27

Standardfarben
- schwarz

Standard Colours
- *black*

Material
- Gewinde: Stahl verzinkt
- Fuß: Polyamid (PA)

Material
- *Thread: zinc-plated steel*
- *Base: Polyamide (PA)*

Gruppe / Group: 88 ISK

Stellschrauben mit achteckigem Kunststofffuß (Gewinde umspritzt) und Innensechskant im Gewindeende
Adjusting screws with octagonal plastic base (thread bolt overmoulded) and hexagon inside the thread end

88 ISK

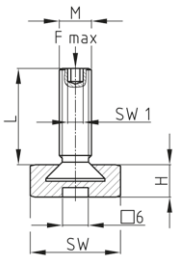

88 ISK

Bestellnummer *Order Number*	F max. *F max.* kg	H *H* mm	L *L* mm	M *M*	SW *WAF* mm	SW1 *SW1* mm
88-27/9 M10x25 ISK	400	9	21	M10	27	4
88-27/9 M10x30 ISK	400	9	26	M10	27	4
88-27/9 M10x40 ISK	400	9	36	M10	27	4
88-27/9 M10x50 ISK	400	9	46	M10	27	4
88-27/9 M10x60 ISK	400	9	56	M10	27	4

Standardfarben
- schwarz

Standard Colours
- *black*

Material
- Fuß: Polyamid (PA)
- Gewinde: Stahl verzinkt

Material
- *Base: Polyamide (PA)*
- *Thread: zinc-plated steel*

Gruppe / Group: LV

Stellschrauben mit viereckigem Kunststofffuß (Gewinde umspritzt)
Adjusting screws with square plastic base (thread overmoulded)

LV

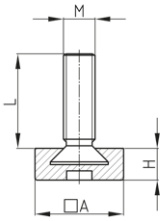

LV

Bestellnummer *Order Number*	A *A* mm	H *H* mm	L *L* mm	M *M*
LV 20 / M8x20	20	6,3	16	M8
LV 20 / M8x30	20	6,3	26	M8
LV 20 / M8x40	20	6,3	36	M8
LV 20 / M8x50	20	6,3	46	M8
LV 25 / M8x20	25	8	16	M8
LV 25 / M8x30	25	8	26	M8
LV 25 / M8x40	25	8	36	M8
LV 25 / M8x50	25	8	46	M8

Bestellnummer *Order Number*	A *A* mm	H *H* mm	L *L* mm	M *M*
LV 25 / M10x20	25	8	15	M10
LV 25 / M10x30	25	8	25	M10
LV 25 / M10x40	25	8	35	M10
LV 25 / M10x50	25	8	45	M10
LV 30 / M10x20	30	8	15	M10
LV 30 / M10x30	30	8	25	M10
LV 30 / M10x40	30	8	35	M10
LV 30 / M10x50	30	8	45	M10

Bestellnummer *Order Number*	A *A* mm	H *H* mm	L *L* mm	M *M*
LV 40 / M8x20	40	8	16	M8
LV 40 / M8x30	40	8	26	M8
LV 40 / M8x40	40	8	36	M8
LV 40 / M8x50	40	8	46	M8
LV 40 / M10x20	40	8	15	M10
LV 40 / M10x30	40	8	25	M10
LV 40 / M10x40	40	8	35	M10
LV 40 / M10x50	40	8	45	M10

Standardfarben
- schwarz

Material
- Gewinde: Stahl verzinkt
- Fuß: Polyethylen (PE)

Standard Colours
- *black*

Material
- *Thread: zinc-plated steel*
- *Base: Polyethylene (PE)*

Gruppe / Group: LS

Stellschrauben mit Sechskant-Kunststofffuß (Gewinde umspritzt)
Adjusting screws with hexagonal plastic base (thread overmoulded)

LS

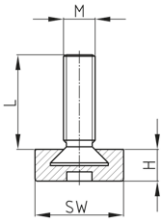

LS

Bestellnummer *Order Number*	H *H* mm	L *L* mm	M *M*	SW *WAF* mm
LS 20 / M8x20	8,5	15	M8	20
LS 20 / M8x30	8,5	25	M8	20
LS 20 / M8x40	8,5	35	M8	20
LS 20 / M8x50	8,5	45	M8	20
LS 25 / M8x20	8,5	15	M8	25
LS 25 / M8x30	8,5	25	M8	25
LS 25 / M8x40	8,5	35	M8	25

Bestellnummer *Order Number*	H *H* mm	L *L* mm	M *M*	SW *WAF* mm
LS 25 / M8x50	8,5	45	M8	25
LS 25 / M10x20	8,5	15	M10	25
LS 25 / M10x30	8,5	25	M10	25
LS 25 / M10x40	8,5	35	M10	25
LS 25 / M10x50	8,5	45	M10	25
LS 30 / M8x20	8,5	15	M8	30
LS 30 / M8x30	8,5	25	M8	30

Bestellnummer *Order Number*	H *H* mm	L *L* mm	M *M*	SW *WAF* mm
LS 30 / M8x40	8,5	35	M8	30
LS 30 / M8x50	8,5	45	M8	30
LS 30 / M10x20	8,5	15	M10	30
LS 30 / M10x30	8,5	25	M10	30
LS 30 / M10x40	8,5	35	M10	30
LS 30 / M10x50	8,5	45	M10	30

Standardfarben
- schwarz

Standard Colours
- *black*

Fortsetzung nächste Seite / *Continue next page*

Gruppe / Group: LS - siehe Vorseite / look at page before

Material
- Gewinde: Stahl verzinkt
- Fuß: Polyethylen (PE)

Material
- *Thread: zinc-plated steel*
- *Base: Polyethylene (PE)*

Gruppe / Group: LSF

Stellschrauben mit Sechskant-Kunststofffuß und aufgeschweißtem Filz (Gewinde umspritzt)
Adjusting screws with hexagonal plastic base and welded felt (thread overmoulded)

LSF

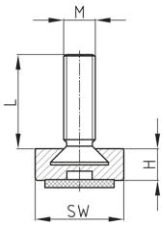

LSF

Bestellnummer *Order Number*	H *H* mm	L *L* mm	M *M*	SW *WAF* mm
LSF 25 / M8x20	12	15	M8	25
LSF 25 / M8x30	12	25	M8	25
LSF 25 / M8x40	12	35	M8	25
LSF 25 / M8x50	12	45	M8	25
LSF 25 / M10x20	12	15	M10	25
LSF 25 / M10x30	12	25	M10	25

Bestellnummer *Order Number*	H *H* mm	L *L* mm	M *M*	SW *WAF* mm
LSF 25 / M10x40	12	35	M10	25
LSF 25 / M10x50	12	45	M10	25
LSF 30 / M8x20	12	15	M8	30
LSF 30 / M8x30	12	25	M8	30
LSF 30 / M8x40	12	35	M8	30
LSF 30 / M8x50	12	45	M8	30

Bestellnummer *Order Number*	H *H* mm	L *L* mm	M *M*	SW *WAF* mm
LSF 30 / M10x20	12	15	M10	30
LSF 30 / M10x30	12	25	M10	30
LSF 30 / M10x40	12	35	M10	30
LSF 30 / M10x50	12	45	M10	30

Standardfarben
- schwarz

Material
- Gewinde: Stahl verzinkt
- Fuß: Polyethylen (PE)
- Gleitfläche: Filz

Standard Colours
- *black*

Material
- *Thread: zinc-plated steel*
- *Base: Polyethylene (PE)*
- *Slide base: felt*

Gruppe / Group: 41

Stellschrauben mit gerändeltem Kunststofffuß (Gewinde umspritzt)
Adjusting screws with knurled plastic base (thread bolt overmoulded)

41

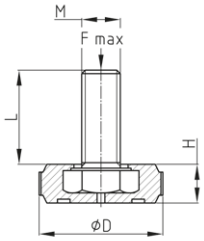

41

Bestellnummer *Order Number*	D *D* mm	F max. *F max.* kg	H *H* mm	L *L* mm	M *M*
41-M8x20	32	400	10,5	20	M8
41-M8x25	32	400	10,5	25	M8
41-M8x30	32	400	10,5	30	M8

Bestellnummer *Order Number*	D *D* mm	F max. *F max.* kg	H *H* mm	L *L* mm	M *M*
41-M8x40	32	400	10,5	40	M8
41-M8x50	32	400	10,5	50	M8
41-M10x16	32	600	10,5	16	M10

Gruppe / Group: 41

Bestellnummer *Order Number*	D *D* mm	F max. *F max.* kg	H *H* mm	L *L* mm	M *M*
41-M10x25	32	600	10,5	25	M10
41-M10x30	32	600	10,5	30	M10
41-M10x40	32	600	10,5	40	M10
41-M10x50	32	600	10,5	50	M10
41-M10x60	32	600	10,5	60	M10

Bestellnummer *Order Number*	D *D* mm	F max. *F max.* kg	H *H* mm	L *L* mm	M *M*
41-M10x70	32	600	10,5	70	M10
41-M10x80	32	600	10,5	80	M10
41-M10x90	32	600	10,5	90	M10
41-M10x100	32	600	10,5	100	M10

Standardfarben
- schwarz

Material
- Gewinde: Stahl verzinkt
- Fuß: Polyamid (PA)

Standard Colours
- *black*

Material
- *Thread: zinc-plated steel*
- *Base: Polyamide (PA)*

Gruppe / Group: 42

Stellschrauben mit rundem Kunststofffuß (Gewinde umspritzt)
Adjusting screws with round plastic base (thread bolt overmoulded)

Bestellnummer *Order Number*	D *D* mm	F max. *F max.* kg	H *H* mm	L *L* mm	M *M*
42-M8x20	29	400	10	20	M8
42-M8x25	29	400	10	25	M8
42-M8x30	29	400	10	30	M8
42-M8x40	29	400	10	40	M8
42-M8x50	29	400	10	50	M8
42-M10x16	29	600	10	16	M10
42-M10x25	29	600	10	25	M10
42-M10x30	29	600	10	30	M10
42-M10x40	29	600	10	40	M10
42-M10x50	29	600	10	50	M10
42-M10x60	29	600	10	60	M10
42-M10x70	29	600	10	70	M10
42-M10x80	29	600	10	80	M10
42-M10x100	29	600	10	100	M10

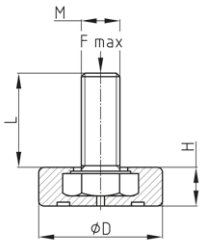

42

42

Standardfarben
- schwarz

Material
- Gewinde: Stahl verzinkt
- Fuß: Polyamid (PA)

Standard Colours
- *black*

Material
- *Thread: zinc-plated steel*
- *Base: Polyamide (PA)*

Gruppe / Group: RPM

Stellschrauben mit Kunststofffuß und nickelfarbener Metallgleitfläche (Gewinde umspritzt)
Adjusting screws with plastic base and nickel-coloured sliding surface (thread bolt overmoulded)

RPM

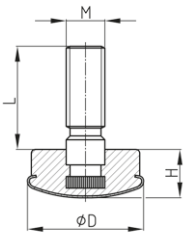

RPM

Bestellnummer *Order Number*	D *D* mm	H *H* mm	L *L* mm	M *M*
RPM 30 / M8x25	30	12,5	25	M8
RPM 30 / M10x25	30	12,5	25	M10
RPM 40 / M8x25	40	13	25	M8
RPM 40 / M10x25	40	13	25	M10

Standardfarben
- schwarz

Material
- Gewinde: Stahl verzinkt
- Kunststoff-Fuß: Polyethylen (PE)
- Gleitfläche: Stahl vernickelt

Standard Colours
- *black*

Material
- *Thread: zinc-plated steel*
- *Plastic base: Polyethylene (PE)*
- *Slide base: nickel-plated steel*

Gruppe / Group: RPMG

Stellschrauben mit Kunststofffuß, nickelfarbener Metallgleitfläche und -abdeckung (Gewinde umspritzt)
Adjusting screws with plastic base and nickel-coloured metal sliding surface and metal cover (thread overmoulded)

RPMG

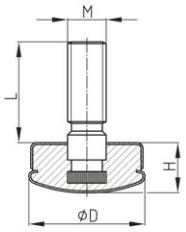

RPMG

Bestellnummer *Order Number*	D *D* mm	H *H* mm	L *L* mm	M *M*
RPMG 30 / M8x25	30	16	25	M8
RPMG 30 / M10x25	30	16	25	M10

Standardfarben
- chrom-/ nickelfarben

Material
- Gewinde: Stahl verzinkt
- Abdeckung: Stahl vernickelt
- Fuß: Polyethylen (PE)
- Gleitfläche: Stahl vernickelt

Standard Colours
- *chrome-/ nickel coloured*

Material
- *Thread: zinc-plated steel*
- *Cover: nickel-plated steel*
- *Base: Polyethylene (PE)*
- *Slide base: nickel-plated steel*

Gruppe / Group: 71

Stellschrauben mit gerändeltem Kunststofffuß (Gewinde umspritzt)
Adjusting screws with knurled plastic base (thread bolt overmoulded)

71

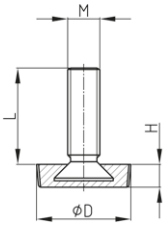

71

Bestellnummer *Order Number*	D *D* mm	H *H* mm	L *L* mm	M *M*
71-15 / M5x16	15	6	13	M5
71-15 / M5x20	15	6	17	M5
71-15 / M5x25	15	6	22	M5
71-15 / M5x30	15	6	27	M5

Bestellnummer *Order Number*	D *D* mm	H *H* mm	L *L* mm	M *M*
71-15 / M5x40	15	6	37	M5
71-15 / M5x50	15	6	47	M5
71-15 / M6x12	15	6	9	M6
71-15 / M6x14	15	6	11	M6

Bestellnummer *Order Number*	D *D* mm	H *H* mm	L *L* mm	M *M*
71-15 / M6x16	15	6	13	M6
71-15 / M6x20	15	6	17	M6
71-15 / M6x25	15	6	22	M6
71-15 / M6x30	15	6	27	M6

Gruppe / Group: 71

Bestellnummer *Order Number*	D *D* mm	H *H* mm	L *L* mm	M *M*	Bestellnummer *Order Number*	D *D* mm	H *H* mm	L *L* mm	M *M*	Bestellnummer *Order Number*	D *D* mm	H *H* mm	L *L* mm	M *M*
71-15 / M6x40	15	6	37	M6	71-20 / M6x40	20	6	37	M6	71-25 / M6x12	25	6	9	M6
71-15 / M6x50	15	6	47	M6	71-20 / M6x50	20	6	47	M6	71-25 / M6x14	25	6	11	M6
71-20 / M5x16	20	6	13	M5	71-20 / M8x16	20	6	12	M8	71-25 / M6x16	25	6	13	M6
71-20 / M5x20	20	6	17	M5	71-20 / M8x20	20	6	16	M8	71-25 / M6x20	25	6	17	M6
71-20 / M5x25	20	6	22	M5	71-20 / M8x25	20	6	21	M8	71-25 / M6x25	25	6	22	M6
71-20 / M5x30	20	6	27	M5	71-20 / M8x30	20	6	26	M8	71-25 / M6x30	25	6	27	M6
71-20 / M5x40	20	6	37	M5	71-20 / M8x40	20	6	36	M8	71-25 / M6x40	25	6	37	M6
71-20 / M5x50	20	6	47	M5	71-20 / M8x50	20	6	46	M8	71-25 / M6x50	25	6	47	M6
71-20 / M6x12	20	6	9	M6	71-25 / M5x16	25	6	13	M5	71-25 / M8x16	25	6	12	M8
71-20 / M6x14	20	6	11	M6	71-25 / M5x20	25	6	17	M5	71-25 / M8x20	25	6	16	M8
71-20 / M6x16	20	6	13	M6	71-25 / M5x25	25	6	22	M5	71-25 / M8x25	25	6	21	M8
71-20 / M6x20	20	6	17	M6	71-25 / M5x30	25	6	27	M5	71-25 / M8x30	25	6	26	M8
71-20 / M6x25	20	6	22	M6	71-25 / M5x40	25	6	37	M5	71-25 / M8x40	25	6	36	M8
71-20 / M6x30	20	6	27	M6	71-25 / M5x50	25	6	47	M5	71-25 / M8x50	25	6	46	M8

Standardfarben
- schwarz

Material
- Gewinde: Stahl verzinkt
- Fuß: Polyethylen (PE)

Standard Colours
- *black*

Material
- *Thread: zinc-plated steel*
- *Base: Polyethylene (PE)*

Gruppe / Group: 70

Stellschrauben mit gerändeltem Kunststofffuß (Gewinde umspritzt)
Adjusting screws with knurled plastic base (thread bolt overmoulded)

70

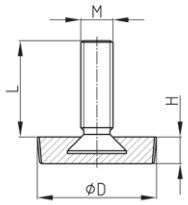

70

Bestellnummer *Order Number*	D *D* mm	H *H* mm	L *L* mm	M *M*		Bestellnummer *Order Number*	D *D* mm	H *H* mm	L *L* mm	M *M*	
70-25 / M5x20	25	6	17	M5		70-25 / M10x25	25	6	19	M10	
70-25 / M5x25	25	6	22	M5		70-25 / M10x30	25	6	24	M10	
70-25 / M5x30	25	6	27	M5		70-25 / M10x40	25	6	34	M10	
70-25 / M5x40	25	6	37	M5		70-25 / M10x50	25	6	44	M10	
70-25 / M5x50	25	6	47	M5		70-25 / M10x60	25	6	54	M10	
70-25 / M6x20	25	6	17	M6		70-29 / M6x20	29	7	17	M6	
70-25 / M6x25	25	6	22	M6		70-29 / M6x25	29	7	22	M6	
70-25 / M6x30	25	6	27	M6		70-29 / M6x30	29	7	27	M6	
70-25 / M6x40	25	6	37	M6		70-29 / M6x40	29	7	37	M6	
70-25 / M6x50	25	6	47	M6		70-29 / M6x50	29	7	47	M6	
70-25 M 8x 16	25	6	12	M8	NEW	70-29 M 8x16	29	7	12	M8	NEW
70-25 / M8x20	25	6	16	M8		70-29 / M8x20	29	7	16	M8	
70-25 / M8x25	25	6	21	M8		70-29 / M8x25	29	7	21	M8	
70-25 / M8x30	25	6	26	M8		70-29 / M8x30	29	7	26	M8	
70-25 / M8x40	25	6	36	M8		70-29 / M8x40	29	7	36	M8	
70-25 / M8x50	25	6	46	M8		70-29 / M8x50	29	7	46	M8	
70-25 / M8x75	25	6	71	M8		70-29 / M8x75	29	7	71	M8	

Fortsetzung nächste Seite / *Continue next page*

Gruppe / Group: 70 - siehe Vorseite / look at page before

Bestellnummer *Order Number*	D *D* mm	H *H* mm	L *L* mm	M *M*	
70-29 / M10x25	29	7	19	M10	
70-29 / M10x30	29	7	24	M10	
70-29 / M10x40	29	7	34	M10	
70-29 / M10x50	29	7	44	M10	
70-29 / M10x60	29	7	54	M10	
70-32 / M6x20	32	8	17	M6	
70-32 / M6x25	32	8	22	M6	
70-32 / M6x30	32	8	27	M6	
70-32 / M6x40	32	8	37	M6	
70-32 / M6x50	32	8	47	M6	
70-32 M8x16	32	8	12	M8	NEW
70-32 / M8x20	32	8	16	M8	
70-32 / M8x25	32	8	21	M8	
70-32 / M8x30	32	8	26	M8	
70-32 / M8x40	32	8	36	M8	
70-32 / M8x50	32	8	46	M8	
70-32 / M8x75	32	8	71	M8	
70-32 / M10x25	32	8	19	M10	
70-32 / M10x30	32	8	24	M10	
70-32 / M10x40	32	8	34	M10	
70-32 / M10x50	32	8	44	M10	
70-32 / M10x60	32	8	54	M10	
70-38 / M6x20	38	9	17	M6	
70-38 / M6x25	38	9	22	M6	
70-38 / M6x30	38	9	27	M6	
70-38 / M6x40	38	9	37	M6	
70-38 / M6x50	38	9	47	M6	
70-38 M8x16	38	9	12	M8	NEW
70-38 / M8x20	38	9	16	M8	
70-38 / M8x25	38	9	21	M8	
70-38 / M8x30	38	9	26	M8	

Bestellnummer *Order Number*	D *D* mm	H *H* mm	L *L* mm	M *M*	
70-38 / M8x40	38	9	36	M8	
70-38 / M8x50	38	9	46	M8	
70-38 / M8x75	38	9	71	M8	
70-38 / M10x25	38	9	19	M10	
70-38 / M10x30	38	9	24	M10	
70-38 / M10x40	38	9	34	M10	
70-38 / M10x50	38	9	44	M10	
70-38 / M10x60	38	9	54	M10	
70-44 / M6x20	44	10	17	M6	
70-44 / M6x25	44	10	22	M6	
70-44 / M6x30	44	10	27	M6	
70-44 / M6x40	44	10	37	M6	
70-44 / M6x50	44	10	47	M6	
70-44 M8x16	44	10	12	M8	NEW
70-44 / M8x20	44	10	16	M8	
70-44 / M8x25	44	10	21	M8	
70-44 / M8x30	44	10	26	M8	
70-44 / M8x40	44	10	36	M8	
70-44 / M8x50	44	10	46	M8	
70-44 / M8x75	44	10	71	M8	
70-44 / M10x25	44	10	19	M10	
70-44 / M10x30	44	10	24	M10	
70-44 / M10x40	44	10	34	M10	
70-44 / M10x50	44	10	44	M10	
70-44 / M10x60	44	10	54	M10	
70-60 / M10x25	60	10	19	M10	
70-60 / M10x30	60	10	24	M10	
70-60 / M10x40	60	10	34	M10	
70-60 / M10x50	60	10	44	M10	
70-60 / M10x60	60	10	54	M10	
70-60 / M10x80	60	10	74	M10	

Standardfarben
- schwarz

Material
- Gewinde: Stahl verzinkt
- Fuß: Polyamid (PA)

Standard Colours
- *black*

Material
- *Thread: zinc-plated steel*
- *Base: Polyamide (PA)*

Gruppe / Group: 70 ISK

Stellschrauben mit gerändeltem Kunststofffuß (Gewinde umspritzt) und Innensechskant im Gewindeende
Adjusting screws with knurled plastic base (thread bolt overmoulded) and hexagon inside the thread end

70 ISK

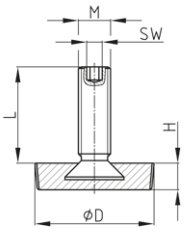

70 ISK

Bestellnummer *Order Number*	D *D* mm	H *H* mm	L *L* mm	M *M*	SW *WAF* mm
70-25 / M10x25 ISK	25	6	19	M10	4
70-25 / M10x30 ISK	25	6	24	M10	4
70-25 / M10x40 ISK	25	6	34	M10	4
70-25 / M10x50 ISK	25	6	44	M10	4
70-25 / M10x60 ISK	25	6	54	M10	4
70-29 / M10x25 ISK	29	7	19	M10	4
70-29 / M10x30 ISK	29	7	24	M10	4
70-29 / M10x40 ISK	29	7	34	M10	4
70-29 / M10x50 ISK	29	7	44	M10	4
70-29 / M10x60 ISK	29	7	54	M10	4
70-32 / M10x25 ISK	32	8	19	M10	4
70-32 / M10x30 ISK	32	8	24	M10	4
70-32 / M10x40 ISK	32	8	34	M10	4
70-32 / M10x50 ISK	32	8	44	M10	4
70-32 / M10x60 ISK	32	8	54	M10	4

Bestellnummer *Order Number*	D *D* mm	H *H* mm	L *L* mm	M *M*	SW *WAF* mm
70-38 / M10x25 ISK	38	9	19	M10	4
70-38 / M10x30 ISK	38	9	24	M10	4
70-38 / M10x40 ISK	38	9	34	M10	4
70-38 / M10x50 ISK	38	9	44	M10	4
70-38 / M10x60 ISK	38	9	54	M10	4
70-44 / M10x25 ISK	44	10	19	M10	4
70-44 / M10x30 ISK	44	10	24	M10	4
70-44 / M10x40 ISK	44	10	34	M10	4
70-44 / M10x50 ISK	44	10	44	M10	4
70-44 / M10x60 ISK	44	10	54	M10	4
70-60 / M10x25 ISK	60	10	19	M10	4
70-60 / M10x30 ISK	60	10	24	M10	4
70-60 / M10x40 ISK	60	10	34	M10	4
70-60 / M10x50 ISK	60	10	44	M10	4
70-60 / M10x60 ISK	60	10	54	M10	4

Standardfarben
- schwarz

Material
- Gewinde: Stahl verzinkt
- Fuß: Polyamid (PA)

Standard Colours
- *black*

Material
- *Thread: zinc-plated steel*
- *Base: Polyamide (PA)*

Gruppe / Group: 70 F

Stellschrauben mit gerändeltem Kunststofffuß (Gewinde umspritzt) und aufgeschweißtem Filz
Adjusting screws with knurled plastic base (thread bolt overmoulded) and welded felt

70F

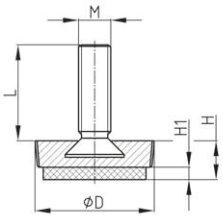

70F

Bestellnummer *Order Number*	D *D* mm	H *H* mm	H1 *H1* mm	L *L* mm	M *M*
70F-25 / M5x20	25	9	3	17	M5
70F-25 / M5x25	25	9	3	22	M5
70F-25 / M5x30	25	9	3	27	M5

Bestellnummer *Order Number*	D *D* mm	H *H* mm	H1 *H1* mm	L *L* mm	M *M*
70F-25 / M5x40	25	9	3	37	M5
70F-25 / M5x50	25	9	3	47	M5
70F-25 / M6x20	25	9	3	17	M6

Fortsetzung nächste Seite / *Continue next page*

Gruppe / Group: 70 F - siehe Vorseite / look at page before

Bestellnummer *Order Number*	D *D* mm	H *H* mm	H1 *H1* mm	L *L* mm	M *M*
70F-25 / M6x25	25	9	3	22	M6
70F-25 / M6x30	25	9	3	27	M6
70F-25 / M6x40	25	9	3	37	M6
70F-25 / M6x50	25	9	3	47	M6
70F-25 / M8x20	25	9	3	16	M8
70F-25 / M8x25	25	9	3	21	M8
70F-25 / M8x30	25	9	3	26	M8
70F-25 / M8x40	25	9	3	36	M8
70F-25 / M8x50	25	9	3	46	M8
70F-25 / M8x75	25	9	3	71	M8
70F-25 / M10x25	25	9	3	19	M10
70F-25 / M10x30	25	9	3	24	M10
70F-25 / M10x40	25	9	3	34	M10
70F-25 / M10x50	25	9	3	44	M10
70F-25 / M10x60	25	9	3	54	M10
70F-29 / M6x20	29	10	3	17	M6
70F-29 / M6x25	29	10	3	22	M6
70F-29 / M6x30	29	10	3	27	M6
70F-29 / M6x40	29	10	3	37	M6
70F-29 / M6x50	29	10	3	47	M6
70F-29 / M8x20	29	10	3	16	M8
70F-29 / M8x25	29	10	3	21	M8
70F-29 / M8x30	29	10	3	26	M8
70F-29 / M8x40	29	10	3	36	M8
70F-29 / M8x50	29	10	3	46	M8
70F-29 / M8x75	29	10	3	71	M8
70F-29 / M10x25	29	10	3	19	M10
70F-29 / M10x30	29	10	3	24	M10
70F-29 / M10x40	29	10	3	34	M10
70F-29 / M10x50	29	10	3	44	M10
70F-29 / M10x60	29	10	3	54	M10
70F-32 / M5x20	32	11	3	17	M5
70F-32 / M6x20	32	11	3	17	M6
70F-32 / M6x25	32	11	3	22	M6
70F-32 / M6x30	32	11	3	27	M6
70F-32 / M6x40	32	11	3	37	M6
70F-32 / M6x50	32	11	3	47	M6
70F-32 / M8x20	32	11	3	16	M8
70F-32 / M8x25	32	11	3	21	M8
70F-32 / M8x30	32	11	3	26	M8
70F-32 / M8x40	32	11	3	36	M8

Bestellnummer *Order Number*	D *D* mm	H *H* mm	H1 *H1* mm	L *L* mm	M *M*
70F-32 / M8x50	32	11	3	46	M8
70F-32 / M8x75	32	11	3	71	M8
70F-32 / M10x20	32	11	3	13	M10
70F-32 / M10x25	32	11	3	19	M10
70F-32 / M10x30	32	11	3	24	M10
70F-32 / M10x40	32	11	3	34	M10
70F-32 / M10x50	32	11	3	44	M10
70F-32 / M10x60	32	11	3	54	M10
70F-38 / M6x20	38	12	3	17	M6
70F-38 / M6x25	38	12	3	22	M6
70F-38 / M6x30	38	12	3	27	M6
70F-38 / M6x40	38	12	3	37	M6
70F-38 / M6x50	38	12	3	47	M6
70F-38 / M8x20	38	12	3	16	M8
70F-38 / M8x25	38	12	3	21	M8
70F-38 / M8x30	38	12	3	26	M8
70F-38 / M8x40	38	12	3	36	M8
70F-38 / M8x50	38	12	3	46	M8
70F-38 / M8x75	38	12	3	71	M8
70F-38 / M10x25	38	12	3	19	M10
70F-38 / M10x30	38	12	3	24	M10
70F-38 / M10x40	38	12	3	34	M10
70F-38 / M10x50	38	12	3	44	M10
70F-38 / M10x60	38	12	3	54	M10
70F-44 / M6x20	44	13	3	17	M6
70F-44 / M6x25	44	13	3	22	M6
70F-44 / M6x30	44	13	3	27	M6
70F-44 / M6x40	44	13	3	37	M6
70F-44 / M6x50	44	13	3	47	M6
70F-44 / M8x20	44	13	3	16	M8
70F-44 / M8x25	44	13	3	21	M8
70F-44 / M8x30	44	13	3	26	M8
70F-44 / M8x40	44	13	3	36	M8
70F-44 / M8x50	44	13	3	46	M8
70F-44 / M8x75	44	13	3	71	M8
70F-44 / M10x25	44	13	3	19	M10
70F-44 / M10x30	44	13	3	24	M10
70F-44 / M10x40	44	13	3	34	M10
70F-44 / M10x50	44	13	3	44	M10
70F-44 / M10x60	44	13	3	54	M10

Standardfarben
- schwarz

Material
- Gewinde: Stahl verzinkt
- Fuß: Polyamid (PA)
- Gleitfläche: Filz

Standard Colours
- *black*

Material
- *Thread: zinc-plated steel*
- *Base: Polyamide (PA)*
- *Slide base: felt*

Gruppe / Group: 70 F ISK

Stellschrauben mit gerändeltem Kunststofffuß (Gewinde umspritzt), mit Innensechskant im Gewindeende und aufgeschweißtem Filz
Adjusting screws with knurled plastic base (thread bolt overmoulded) with hexagon inside the thread end and welded felt

70 F ISK

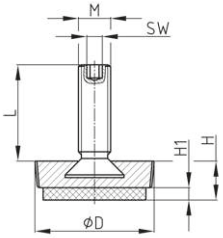

70 F ISK

Bestellnummer *Order Number*	D *D* mm	H *H* mm	H1 *H1* mm	L *L* mm	M *M*	SW *WAF* mm
70F-25 / M10x25 ISK	25	9	3	19	M10	4
70F-25 / M10x30 ISK	25	9	3	24	M10	4
70F-25 / M10x40 ISK	25	9	3	34	M10	4
70F-25 / M10x50 ISK	25	9	3	44	M10	4
70F-25 / M10x60 ISK	25	9	3	54	M10	4
70F-29 / M10x25 ISK	29	10	3	19	M10	4
70F-29 / M10x30 ISK	29	10	3	24	M10	4
70F-29 / M10x40 ISK	29	10	3	34	M10	4
70F-29 / M10x50 ISK	29	10	3	44	M10	4
70F-29 / M10x60 ISK	29	10	3	54	M10	4
70F-32 / M10x25 ISK	32	11	3	19	M10	4
70F-32 / M10x30 ISK	32	11	3	24	M10	4
70F-32 / M10x40 ISK	23	11	3	34	M10	4

Bestellnummer *Order Number*	D *D* mm	H *H* mm	H1 *H1* mm	L *L* mm	M *M*	SW *WAF* mm
70F-32 / M10x50 ISK	32	11	3	44	M10	4
70F-32 / M10x60 ISK	32	11	3	54	M10	4
70F-38 / M10x25 ISK	38	12	3	19	M10	4
70F-38 / M10x30 ISK	38	12	3	24	M10	4
70F-38 / M10x40 ISK	38	12	3	34	M10	4
70F-38 / M10x50 ISK	38	12	3	44	M10	4
70F-38 / M10x60 ISK	38	12	3	54	M10	4
70F-44 / M10x25 ISK	44	13	3	19	M10	4
70F-44 / M10x30 ISK	44	13	3	24	M10	4
70F-44 / M10x40 ISK	44	13	3	34	M10	4
70F-44 / M10x50 ISK	44	13	3	44	M10	4
70F-44 / M10x60 ISK	44	13	3	54	M10	4

Standardfarben
- schwarz

Material
- Fuß: Polyamid (PA)
- Gewinde: Stahl verzinkt
- Gleitfläche: Filz

Standard Colours
- *black*

Material
- *Base: Polyamide (PA)*
- *Thread: zinc-plated steel*
- *Slide base: felt*

Gruppe / Group: 70H

Stellschrauben mit hohem gerändeltem Kunststofffuß (Gewinde umspritzt)
Adjusting screws with high knurled plastic base (thread bolt overmoulded)

Bestellnummer *Order Number*	D *D* mm	H *H* mm	L *L* mm	M *M*	SW *WAF* mm
70- 20 M6x20 H	19	12	12	M6	4
70- 20 M6x25 H	19	12	17	M6	4
70- 20 M6x30 H	19	12	22	M6	4
70- 20 M6x40 H	19	12	32	M6	4
70- 20 M6x50 H	19	12	42	M6	4
70- 25 M6x20 H	24	12	12	M6	4
70- 25 M6x25 H	24	12	17	M6	4
70- 25 M6x30 H	24	12	22	M6	4
70- 25 M6x40 H	24	12	32	M6	4
70- 25 M6x50 H	24	12	42	M6	4

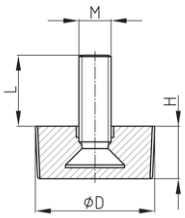

70H

70H

Standardfarben
- schwarz

Material
- Grundkörper: Polyamid (PA)
- Gewinde: Stahl verzinkt

Standard Colours
- *black*

Material
- *Base body: Polyamide (PA)*
- *Thread: zinc-plated steel*

Gruppe / Group: 92PA

Stellschrauben (fest) mit halbkugelförmigem Kunststofffuß
Adjusting screws (fixed) with hemispherical plastic base

92PA

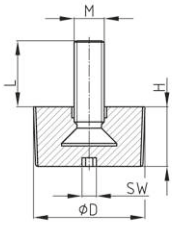

92PA

Bestellnummer *Order Number*	D *D* mm	H *H* mm	L *L* mm	M *M*
92- 20 M8x16 PA	20	17	8,5	M8
92- 20 M8x20 PA	20	17	12	M8
92- 20 M8x25 PA	20	17	18	M8
92- 20 M8x30 PA	20	17	23	M8
92- 25 M8x16 PA	25	12	12,5	M8
92- 25 M8x20 PA	25	12	17	M8
92- 25 M8x25 PA	25	12	22	M8
92- 25 M8x30 PA	25	12	27	M8
92- 25 M8x40 PA	25	12	37	M8
92- 32 M10x20 PA	32	16	16	M10
92- 32 M10x25 PA	32	16	21	M10
92- 32 M10x30 PA	32	16	26	M10
92- 32 M10x40 PA	32	16	36	M10
92- 32 M10x50 PA	32	16	46	M10

Standardfarben
- schwarz

Standard Colours
- *black*

Material
- Grundkörper: Polyamid (PA)
- Gewinde: Stahl verzinkt

Material
- *Base body: Polyamide (PA)*
- *Thread: zinc-plated steel*

Gruppe / Group: 92TPE

Verzinkte Stellschrauben (fest) mit halbkugelförmigem Kunststofffuß
Zinc-plated adjustable screws (fixed) with hemispherical plastic base

92TPE

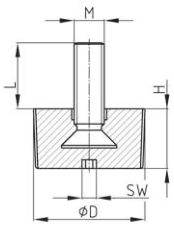

92TPE

Bestellnummer *Order Number*	D *D* mm	H *H* mm	L *L* mm	M *M*
92- 20 M8x16 TPE	20	17	8,5	M8
92- 20 M8x20 TPE	20	17	12	M8
92- 20 M8x25 TPE	20	17	17	M8
92- 20 M8x30 TPE	20	17	23	M8

Standardfarben
- schwarz

Standard Colours
- *black*

Material
- Grundkörper: elastischer Thermoplast (TPE)
- Gewinde: Stahl verzinkt

Material
- *Base body: elastic thermoplast (TPE)*
- *Thread: zinc-plated steel*

Gruppe / Group: KT

Stellschrauben mit gerändeltem Kunststofffuß (Gewinde umspritzt)
Adjusting screws with knurled plastic base (thread bolt overmoulded)

KT

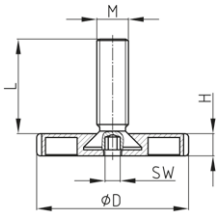

KT

Bestellnummer *Order Number*	D *D* mm	H *H* mm	L *L* mm	M *M*	SW *WAF* mm
KT 50 / M8x20	50	8	17	M8	5
KT 50 / M8x30	50	8	27	M8	5
KT 50 / M8x40	50	8	37	M8	5
KT 50 / M8x50	50	8	47	M8	5
KT 50 / M8x60	50	8	57	M8	5
KT 50 / M10x20	50	8	15,5	M10	5
KT 50 / M10x30	50	8	25,5	M10	5
KT 50 / M10x40	50	8	35,5	M10	5
KT 50 / M10x50	50	8	45,5	M10	5
KT 50 / M10x60	50	8	55,5	M10	5
KT 55 / M8x20	55	8	17	M8	5
KT 55 / M8x25	55	8	22	M8	5
KT 55 / M8x30	55	8	27	M8	5
KT 55 / M8x40	55	8	37	M8	5
KT 55 / M8x50	55	8	47	M8	5
KT 55 / M8x60	55	8	57	M8	5
KT 55 / M10x20	55	8	15,5	M10	5
KT 55 / M10x30	55	8	25,5	M10	5
KT 55 / M10x40	55	8	35,5	M10	5
KT 55 / M10x50	55	8	45,5	M10	5
KT 55 / M10x60	55	8	55,5	M10	5
KT 58 / M8x20	58	8	17	M8	5
KT 58 / M8x30	58	8	27	M8	5
KT 58 / M8x40	58	8	37	M8	5
KT 58 / M8x50	58	8	47	M8	5
KT 58 / M8x60	58	8	57	M8	5

Bestellnummer *Order Number*	D *D* mm	H *H* mm	L *L* mm	M *M*	SW *WAF* mm
KT 58 / M10x20	58	8	15,5	M10	5
KT 58 / M10x30	58	8	25,5	M10	5
KT 58 / M10x40	58	8	35,5	M10	5
KT 58 / M10x50	58	8	45,5	M10	5
KT 58 / M10x60	58	8	55,5	M10	5
KT 60 / M8x20	60	8	17	M8	5
KT 60 / M8x30	60	8	27	M8	5
KT 60 / M8x40	60	8	37	M8	5
KT 60 / M8x50	60	8	47	M8	5
KT 60 / M8x60	60	8	57	M8	5
KT 60 / M10x20	60	8	15,5	M10	5
KT 60 / M10x30	60	8	25,5	M10	5
KT 60 / M10x40	60	8	35,5	M10	5
KT 60 / M10x50	60	8	45,5	M10	5
KT 60 / M10x60	60	8	55,5	M10	5
KT 63 / M8x20	63	8	17	M8	5
KT 63 / M8x30	63	8	27	M8	5
KT 63 / M8x40	63	8	37	M8	5
KT 63 / M8x50	63	8	47	M8	5
KT 63 / M8x60	63	8	57	M8	5
KT 63 / M10x20	63	8	15,5	M10	5
KT 63 / M10x30	63	8	25,5	M10	5
KT 63 / M10x40	63	8	35,5	M10	5
KT 63 / M10x50	63	8	45,5	M10	5
KT 63 / M10x60	63	8	55,5	M10	5

Standardfarben
- schwarz

Material
- Gewinde: Stahl verzinkt
- Fuß: Polyamid (PA)

Standard Colours
- *black*

Material
- *Thread: zinc-plated steel*
- *Base: Polyamide (PA)*

Gruppe / Group: KTGC

Anti-Rutsch-Platte für Produktgruppe KT
Anti-slip plate for product group KT

KTGC

KTGC montiert auf KT

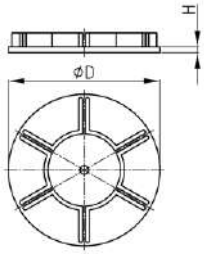

KTGC

Bestellnummer *Order Number*	D *D* mm	H *H* mm	für Gruppe *for group*
KTGC 50	47	2,5	KT50
KTGC 55	52	2,5	KT55

Bestellnummer *Order Number*	D *D* mm	H *H* mm	für Gruppe *for group*
KTGC 60	57	2,5	KT58, KT60, KT63

Standardfarben
- schwarz

Material
- Anti-Slip-Platte: elastischer Thermoplast (TPE)

Standard Colours
- *black*

Material
- *Anti-slip plate: elastic thermoplast (TPE)*

Gruppe / Group: KS

Stellschrauben mit rundem Kunststofffuß
Adjusting screws with round plastic base

KS

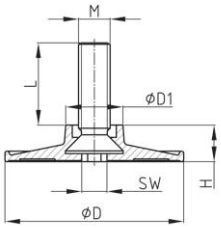

KS

Bestellnummer *Order Number*	D *D* mm	D1 *D1* mm	H *H* mm	L eff. *L eff.* mm	M *M*	SW *WAF* mm
KS 40 M8x20	40	16,5	10	13	M8	5
KS 40 M8x30	40	16,5	10	23	M8	5
KS 40 M8x40	40	16,5	10	33	M8	5
KS 40 M10x20	40	16,5	10	13	M10	5
KS 40 M10x30	40	16,5	10	23	M10	5
KS 40 M10x40	40	16,5	10	33	M10	5

Standardfarben
- schwarz

Material
- Fuß: Polypropylen (PP)
- Gewinde: Stahl

Standard Colours
- *black*

Material
- *Base: Polypropylene (PP)*
- *Thread: steel*

Gruppe / Group: KW

Stellschrauben mit Kunststofffuß (PA-GF), angespritztem Sechskant und Befestigungsbohrungen
Adjusting screws with plastic base (PA-GF), hexagon above the base and fixing holes

Bestellnummer *Order Number*	D *D* mm	d *d* mm	H *H* mm	L eff. *L eff.* mm	M *M*	SW *WAF* mm
KW 35 M8x30	35	6	5	20	M8	-
KW 35 M8x40	35	6	5	30	M8	-
KW 35 M8x50	35	6	5	40	M8	-
KW 43 M10x30	40	6	11	20	M10	15
KW 43 M10x40	40	6	11	30	M10	15
KW 43 M10x50	40	6	11	40	M10	15

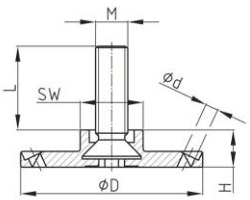

KW

KW

Standardfarben
- schwarz

Standard Colours
- *black*

Material
- Grundkörper: glasfaserverstärktes Polyamid
- Gewinde: Stahl

Material
- *Base body: glass fibre reinforced polyamide*
- *Thread: steel*

Gruppe / Group: KFR

Stellschrauben mit rundem Kunststofffuß und Innensechskant im Gewindeende
Adjusting screws with round plastic base and hexagon in the threaded end

Bestellnummer *Order Number*	D *D* mm	F max. *F max.* kg	H *H* mm	L *L* mm	M *M*	SW *WAF* mm
KFR 48 M8x22 P	48	350	12	22	M8	-
KFR 48 M8x27 P	48	350	12	27	M8	-
KFR 48 M8x42	48	350	12	42	M8	4
KFR 48 M10x12	48	550	12	12	M10	5
KFR 48 M10x22	48	550	12	22	M10	5
KFR 48 M10x27	48	550	12	27	M10	5
KFR 48 M10x32	48	550	12	32	M10	5
KFR 48 M10x37	48	550	12	37	M10	5
KFR 48 M10x42	48	550	12	42	M10	5
KFR 48 M10x62	48	550	12	62	M10	5

KFR

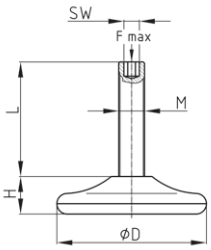

KFR

Standardfarben
- schwarz

Standard Colours
- *black*

Material
- Grundkörper: Polypropylen (PP)
- Gewinde: Stahl verzinkt

Material
- *Base body: Polypropylene (PP)*
- *Thread: zinc-plated steel*

Bestellhinweise
- P = Pozidriv im Gewindeende

Order informations
- *P = Pozidriv in the threaded end*

Gruppe / Group: KFRG

Stellschrauben mit rundem Kunststofffuß, grauer Polyamid Gleitfläche und Innensechskant im Gewindeende
Adjusting screws with round plastic foot, grey polyamide slide base and hexagon in the threaded end

KFRG

Bestellnummer *Order Number*	D *D* mm	F max. *F max.* kg	H *H* mm	L *L* mm	M *M*	SW *WAF* mm
KFRG 48 M8x22 P	48	350	12	22	M8	-
KFRG 48 M8x27 P	48	350	12	27	M8	-
KFRG 48 M8x42	48	350	12	42	M8	4
KFRG 48 M10x12	48	550	12	12	M10	5
KFRG 48 M10x22	48	550	12	22	M10	5
KFRG 48 M10x27	48	550	12	27	M10	5
KFRG 48 M10x32	48	550	12	32	M10	5
KFRG 48 M10x37	48	550	12	37	M10	5
KFRG 48 M10x62	48	550	12	62	M10	5

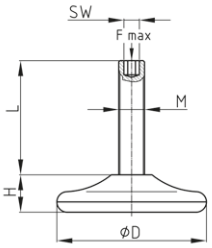

KFRG

Standardfarben
- schwarz

Material
- Grundkörper: Polypropylen (PP)
- Gewinde: Stahl verzinkt
- Gleitfläche: Polyamid 6 (PA 6)

Bestellhinweise
- P = Pozidriv im Gewindeende

Standard Colours
- *black*

Material
- *Base body: Polypropylene (PP)*
- *Thread: zinc-plated steel*
- *Slide base: Polyamide (PA 6)*

Order informations
- *P = Pozidriv in the threaded end*

Gruppe / Group: LR

Stellschrauben mit rundem Kunststofffuß (Gewinde umspritzt)
Adjusting screws with round plastic base (thread overmoulded)

LR

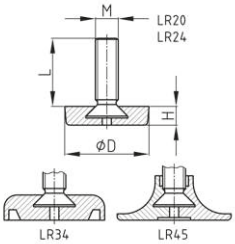

LR

Bestellnummer *Order Number*	D *D* mm	H *H* mm	L *L* mm	M *M*
LR 20 / M6x15	20	7	13,5	M6
LR 20 / M6x20	20	7	17,5	M6
LR 20 / M8x20	20	7	18	M8
LR 20 / M8x30	20	7	24	M8
LR 20 / M10x20	20	7	16	M10
LR 24 / M6x15	24	8	13,5	M6
LR 24 / M6x20	24	8	17,5	M6
LR 24 / M6x30	24	8	27,5	M6
LR 24 / M8x20	24	8	16	M8

Bestellnummer *Order Number*	D *D* mm	H *H* mm	L *L* mm	M *M*
LR 24 / M8x30	24	8	26	M8
LR 24 / M8x40	24	8	36,5	M8
LR 24 / M8x50	24	8	46,5	M8
LR 24 / M10x20	24	8	17	M10
LR 24 / M10x30	24	8	26	M10
LR 24 / M10x40	24	8	36	M10
LR 24 / M10x50	24	8	46	M10
LR 34 / M8x20	34	9	16,5	M8
LR 34 / M8x30	34	9	25,5	M8

Bestellnummer *Order Number*	D *D* mm	H *H* mm	L *L* mm	M *M*
LR 34 / M8x40	34	9	35,5	M8
LR 34 / M8x50	34	9	46,5	M8
LR 34 / M10x20	34	9	17,5	M10
LR 34 / M10x30	34	9	25,5	M10
LR 34 / M10x40	34	9	35,5	M10
LR 34 / M10x50	34	9	46	M10
LR 45 / M10x50	45	19	34,5	M10

Standardfarben
- schwarz

Material
- Gewinde: Stahl verzinkt
- Fuß: Polyethylen (PE)

Standard Colours
- *black*

Material
- *Thread: zinc-plated steel*
- *Base: Polyethylene (PE)*

Gruppe / Group: LRF

Stellschrauben mit rundem Kunststofffuß und aufgeschweißtem Filz (Gewinde umspritzt)
Adjusting screws with round plastic base and welded felt (thread overmoulded)

LRF

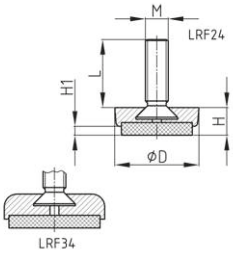

LRF

Bestellnummer *Order Number*	D *D* mm	H *H* mm	H1 *H1* mm	L *L* mm	M *M*
LRF 24 / M6x20	24	11,5	3,5	16	M6
LRF 24 / M8x20	24	11,5	3,5	15	M8
LRF 24 / M8x30	24	11,5	3,5	25	M8
LRF 24 / M8x40	24	11,5	3,5	35	M8
LRF 24 / M8x50	24	11,5	3,5	45	M8
LRF 24 / M10x20	24	11,5	3,5	15	M10
LRF 24 / M10x30	24	11,5	3,5	25	M10
LRF 24 / M10x40	24	11,5	3,5	35	M10
LRF 24 / M10x50	24	11,5	3,5	45	M10

Bestellnummer *Order Number*	D *D* mm	H *H* mm	H1 *H1* mm	L *L* mm	M *M*
LRF 34 / M8x20	34	11,5	3,5	15	M8
LRF 34 / M8x30	34	11,5	3,5	25	M8
LRF 34 / M8x40	34	11,5	3,5	35	M8
LRF 34 / M8x50	34	11,5	3,5	45	M8
LRF 34 / M10x20	34	11,5	3,5	15	M10
LRF 34 / M10x30	34	11,5	3,5	25	M10
LRF 34 / M10x40	34	11,5	3,5	35	M10
LRF 34 / M10x50	34	11,5	3,5	45	M10

Standardfarben
- schwarz

Material
- Gewinde: Stahl verzinkt
- Fuß: Polyethylen (PE)
- Gleitfläche: Filz

Standard Colours
- *black*

Material
- *Thread: zinc-plated steel*
- *Base: Polyethylene (PE)*
- *Slide base: felt*

Gruppe / Group: PCR

Stellschrauben mit rundem Kunststoff-Fuß (Gewinde umspritzt)
Adjusting screws with round plastic base (thread bolt overmoulded)

Bestellnummer *Order Number*	D *D* mm	H *H* mm	L *L* mm	M *M*
PCR 23 / M8x20	23	12	20	M8
PCR 23 / M10x20	23	12	20	M10

Standardfarben
- schwarz

Material
- Gewinde: Stahl verzinkt
- Fuß: Polyethylen (PE)

Standard Colours
- *black*

Material
- *Thread: zinc-plated steel*
- *Base: Polyethylene (PE)*

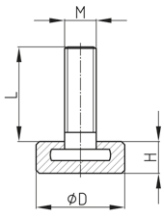

PCR

PCR

Gruppe / Group: PRP

Stellschrauben mit rundem Kunststoff-Fuß (Gewinde umspritzt)
Adjusting screws with round plastic base (thread bolt overmoulded)

PRP

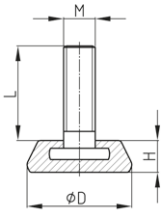

PRP

Bestellnummer *Order Number*	D *D* mm	H *H* mm	L *L* mm	M *M*
PRP 30 / M8x20	30	11,5	20	M8
PRP 30 / M10x20	30	11,5	20	M10
PRP 40 / M8x25	40	14,5	25	M8
PRP 40 / M10x25	40	14,5	25	M10
PRP 50 / M10x35	50	17	35	M10
PRP 50 / M12x35	50	17	35	M12
PRP 60 / M10x37	60	17	37	M10
PRP 60 / M12x37	60	17	37	M12

Standardfarben
- schwarz

Material
- Gewinde: Stahl verzinkt
- Fuß: Polyethylen (PE)

Standard Colours
- *black*

Material
- *Thread: zinc-plated steel*
- *Base: Polyethylene (PE)*

Gruppe / Group: PGS

Stellfüße für Tischgestelle
Adjustable feet for desks

PGS

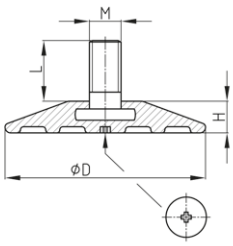

PGS

Bestellnummer *Order Number*	D *D* mm	H *H* mm	L *L* mm	M *M*
PGS 60 / M8x35	60	7	35	M8
PGS 60 / M10x35	60	7	35	M10
PGS 80 / M8x20	80	14	20	M8
PGS 80 / M10x20	80	14	20	M10
PGS 100 / M8x20	100	18	20	M8
PGS 100 / M8x25	100	18	25	M8
PGS 100 / M10x20	100	18	20	M10
PGS 100 / M10x25	100	18	25	M10

Standardfarben
- schwarz

Material
- Gewinde: Stahl verzinkt
- Fuß: Polyethylen (PE)

Standard Colours
- *black*

Material
- *Thread: zinc-plated steel*
- *Base: Polyethylene (PE)*

Gruppe / Group: SFK

Stellfüße für Rundrohre
Adjustable feet for round tubes

Bestellnummer ***Order Number***	**D** ***D*** **mm**	**D1** ***D1*** **mm**	**H** ***H*** **mm**	**H1** ***H1*** **mm**	**H2** ***H2*** **mm**	**L** ***L*** **mm**	**M** ***M***
SFK 34 M8	34	30,5	30	18	2	30	M8
SFK 40 M8	44	40,5	30	18	2	30	M8
SFK 55 M10	55	51	30	18	2	30	M10
SFK 65 M10	65	61	30	18	2	30	M10
SFK 34 M8 AS	34	30,5	30	18	2	30	M8
SFK 40 M8 AS	44	40,5	30	18	2	30	M8
SFK 55 M10 AS	55	51	30	18	2	30	M10
SFK 65 M10 AS	65	61	30	18	2	30	M10
SFK 34 M8 AN	34	30,5	30	18	2	30	M8
SFK 40 M8 AN	44	40,5	30	18	2	30	M8
SFK 55 M10 AN	55	51	30	18	2	30	M10
SFK 65 M10 AN	65	61	30	18	2	30	M10

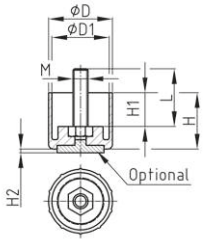

SFK

SFK

Standardfarben
- schwarz

Material
- Grundkörper: Polyamid (PA)
- Gewinde: Stahl verzinkt
- Anti-Slip-Platte: elastischer Thermoplast (TPE)

Bestellhinweise
- AN = Anti-Slip-Platte natur
- AS = Anti-Slip-Platte schwarz

Standard Colours
- *black*

Material
- *Base body: Polyamide (PA)*
- *Thread: zinc-plated steel*
- *Anti-slip plate: elastic thermoplast (TPE)*

Order informations
- *AN = antislip pad uncoloured*
- *AS = Antislip pad black*

Gruppe / Group: D

Deckenverspannschrauben (Sechskant-Schraube) mit drehbarem Kunststoff- oder Stahlteller
Overhead bracing screws (hexagonal) with swivelling steel or plastic foot

D302 und D702

D706

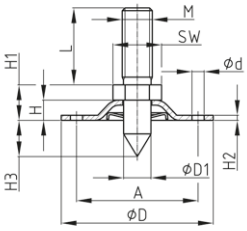

D302 und D702

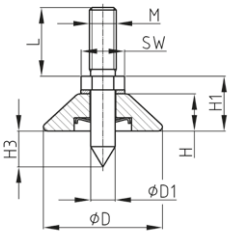

D706

Bestellnummer *Order Number*	A *A* mm	d *d* mm	D *D* mm	D1 *D1* mm	H *H* mm	H1 *H1* mm	H2 *H2* mm	H3 *H3* mm	L *L* mm	M *M*	SW *WAF* mm
D 302	-	-	30	9	6,5	12	1,5	17	55	M10	14
D 702	36,5	5,2	47	9	6	12	1,5	18	55	M10	14
D 706 *	-	-	44	9	14,5	21	-	17	60	M10	14

Material
- Gewinde: Stahl verzinkt
- Metall-Fuß: Stahl verzinkt
- Fuß: Polypropylen (PP)

Bestellhinweise
- *) = nur mit Kunststoffteller in den Farben schwarz und weiß

Material
- *Thread: zinc-plated steel*
- *Metal base: zinc-plated steel*
- *Base: Polypropylene (PP)*

Order informations
- *) = *only with plastic plates in the colours black and white*

Gruppe / Group: RG

Gewindestopfen für Rundrohre mit gespritztem Kunststoffgewinde
Threaded plugs for round tubes with injected plastic thread

RG 22-30

RG 32-50

RG60

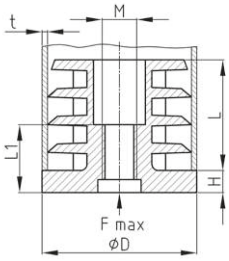

RG

Bestellnummer *Order Number*	D *D* mm	F max. *F max.* kg	H *H* mm	L *L* mm	L1 *L1* mm	M *M*	t *t* mm
RG 22x1,5-2 / M8	22	200	5	16,5	14,5	M8	1,5-2
RG 25x1,5-2 / M8	25	200	5	16,5	14,5	M8	1,5-2
RG 28x1,5-2 / M8	28	200	5	16,5	14,5	M8	1,5-2
RG 30x1,5-2 / M8	30	200	5	16,5	14,5	M8	1,5-2
RG 32x1,5-2 / M8	32	200	5	24	14,5	M8	1,5-2
RG 35x1,5-2 / M8	35	200	5	24	14,5	M8	1,5-2
RG 38x1,5-2 / M8	38	200	5	24	14,5	M8	1,5-2
RG 40x1,5-2 / M8	40	200	5	24	14,5	M8	1,5-2
RG 42x1,5-2 / M8	42	200	5	24	14,5	M8	1,5-2
RG 45x1,5-2 / M8	45	200	5	24	14,5	M8	1,5-2
RG 50x1,5-2 / M8	50	200	5	24	14,5	M8	1,5-2
RG 50,8x1-1,6 / M8	50,8	200	5	24	14,5	M8	1-1,6
RG 22x1,5-2 / M10	22	200	5	16,5	14,5	M10	1,5-2
RG 25x1,5-2 / M10	25	200	5	16,5	14,5	M10	1,5-2
RG 28x1,5-2 / M10	28	200	5	16,5	14,5	M10	1,5-2
RG 30x1,5-2 / M10	30	200	5	16,5	14,5	M10	1,5-2
RG 32x1,5-2 / M10	32	200	5	24	14,5	M10	1,5-2
RG 35x1,5-2 / M10	35	200	5	24	14,5	M10	1,5-2
RG 38x1,5-2 / M10	38	200	5	24	14,5	M10	1,5-2
RG 40x1,5-2 / M10	40	200	5	24	14,5	M10	1,5-2
RG 42x1,5-2 / M10	42	200	5	24	14,5	M10	1,5-2
RG 45x1,5-2 / M10	45	200	5	24	14,5	M10	1,5-2
RG 50x1,5-2 / M10	50	200	5	24	14,5	M10	1,5-2
RG 50,8x1-1,6 / M10	50,8	200	5	24	14,5	M10	1-1,6
RG 60x0,8-1,25 / M10	60	100	5	32	17	M10	0,8-1,25
RG 25x1,5-2 / M12	25	200	5	16,5	14,5	M12	1,5-2
RG 28x1,5-2 / M12	28	200	5	16,5	14,5	M12	1,5-2
RG 30x1,5-2 / M12	30	200	5	16,5	14,5	M12	1,5-2
RG 32x1,5-2 / M12	32	200	5	24	14,5	M12	1,5-2
RG 35x1,5-2 / M12	35	200	5	24	14,5	M12	1,5-2
RG 38x1,5-2 / M12	38	200	5	24	14,5	M12	1,5-2
RG 40x1,5-2 / M12	40	200	5	24	14,5	M12	1,5-2
RG 42x1,5-2 / M12	42	200	5	24	14,5	M12	1,5-2
RG 45x1,5-2 / M12	45	200	5	24	14,5	M12	1,5-2
RG 50x1,5-2 / M12	50	200	5	24	14,5	M12	1,5-2
RG 50,8x1-1,6 / M12	50,8	200	5	24	14,5	M12	1-1,6

Standardfarben
- schwarz RAL 9005

Material
- Polyamid (PA)

Standard Colours
- *black RAL 9005*

Material
- *Polyamide (PA)*

Gruppe / Group: IRAF

Gewindestopfen für Rundrohre mit gespritztem Kunststoffgewinde
Threaded plugs for round tubes with injection moulded plastic thread

IRAF

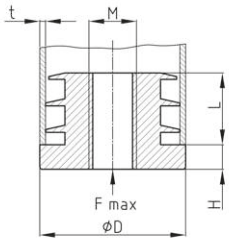

IRAF

Bestellnummer *Order Number*	D *D* mm	F max. *F max.* kg	H *H* mm	L *L* mm	M *M*	t *t* mm
IRAF 18	18	50	6	18	M10	1-1,5
IRAF 20	20	50	6	18	M10	1-1,5
IRAF 22	22	50	6	19	M10	1-1,5
IRAF 25 *	25	50	6	19	M10	1,5
IRAF 28	28	50	6	19	M10	1-1,5
IRAF 28x2	28	50	6	19	M10	2
IRAF 30 *	30	50	6	19	M10	1-1,5
IRAF 32	32	50	6	19	M10	1,5-2
IRAF 35 *	35	50	6	20	M10	1-1,5
IRAF 40	40	50	6	20	M10	1,5-2
IRAF 45	45	50	6	21	M10	1,5-2
IRAF 50	50	50	6	21	M10	1,5-2

Standardfarben
- schwarz

Material
- Polypropylen (PP)

Standard Colours
- *black*

Material
- *Polypropylene (PP)*

Gruppe / Group: RGL

Gewindestopfen für Rundrohre mit gespritztem Kunststoffgewinde, zweiteilig
Threaded plugs for round tubes with injection moulded plastic thread, two-parts

RGL

RGL - M22

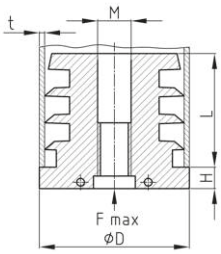

RGL

Bestellnummer *Order Number*	D *D* mm	F max. *F max.* kg	H *H* mm	L *L* mm	M *M*	t *t* mm
RGL 16 M6	16	100	5	34	M6	1-1,5
RGL 16x2 M6 OB	16	–	–	39	M6	2
RGL 16 M8	16	100	5	34	M8	1,5
RGL 16x1 M8	16	100	5	34	M8	1
RGL 16x2 M8	16	100	5	34	M8	2
RGL 18 M8	18	100	5	34	M8	1,5
RGL 18x1 M8	18	100	5	34	M8	1
RGL 18 M10	18	100	5	34	M10	1,5
RGL 20 M8	20	100	5	34	M8	1-1,5
RGL 20x2 M8	20	100	5	34	M8	2
RGL 20 M10	20	100	5	34	M10	1,5-2
RGL 20 M12	20	150	5	34	M12	1-1,5
RGL 22 M8	22	100	5	34	M8	1,5-2
RGL 22x1 M8	22	100	5	34	M8	1
RGL 22 M10	22	100	5	34	M10	1,5-2
RGL 25 M6 OB	25	–	–	39	M6	1,5-2

Bestellnummer *Order Number*	D *D* mm	F max. *F max.* kg	H *H* mm	L *L* mm	M *M*	t *t* mm
RGL 25 M6	25	100	5	34	M6	1,5-2
RGL 25 M8	25	100	5	34	M8	1,5-2
RGL 25 M10	25	100	5	34	M10	1,5-2
RGL 25 M12	25	150	5	34	M12	1-2
RGL 25 M16	25	150	5	34	M16	1,5
RGL 25x1 M16	25	150	5	34	M16	1
RGL 25x2 M16	25	150	5	34	M16	2
RGL 28 M8	28	100	5	34	M8	1,5-2
RGL 28 M10	28	100	5	34	M10	1,1,5
RGL 28 M16	28	150	5	34	M16	1-2
RGL 30 M8	30	100	5	34	M8	1,5-2
RGL 30 M10	30	100	5	34	M10	1,5-2
RGL 30x2,5 M16	30	150	5	34	M10	2-2,5
RGL 32 M10	32	100	5	34	M10	1,5-2
RGL 32 M22	32	150	5	34	M22	1,2-2
RGL 35 M22	35	150	5	34	M22	1,2-2

Gruppe / Group: RGL

Bestellnummer *Order Number*	D *D* mm	F max. *F max.* kg	H *H* mm	L *L* mm	M *M*	t *t* mm
RGL 38 M22	38	150	5	34	M22	1,5-2
RGL 40 M22	40	150	5	34	M22	1-2
RGL 42 M22	42	150	5	34	M22	1,5-2
RGL 45 M22	45	150	5	34	M22	1,5-2
RGL 48x2 M22	48	150	5	34	M22	2
RGL 50 M22	50	150	5	34	M22	1,5-2

Standardfarben
- schwarz

Material
- Grundkörper: Polyamid 6 (PA 6)

Bestellhinweise
- OB = ohne Bund; bei Druckbelastung kann sich dieser Stopfen in das Rohr drücken. Dies kann z. B. durch Unterlegen einer Metallscheibe, die größer ist als das Rohrinnenmaß, verhindert werden.

Standard Colours
- *black*

Material
- *Base body: Polyamide (PA 6)*

Order informations
- *OB = without collar; under pressure load this plug can press into the pipe. This can be prevented, for example, by placing a metal washer underneath that is larger than the internal pipe dimension.*

Gruppe / Group: RGMGK

Gewindestopfen für Rundrohre, Sechskantmuttern oder -schrauben einlegbar
Threaded plugs for round tubes, hexagon nuts or screws inserted

RGMGK

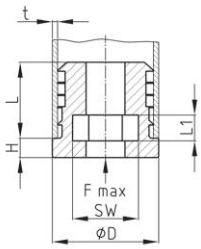

RGMGK

Bestellnummer *Order Number*	D *D* mm	F max. *F max.* kg	H *H* mm	L *L* mm	L1 *L1* mm	SW *WAF* mm	t *t* mm
RGMGK 16 M5	16	75	5	34	4,2	8	1,5
RGMGK 16 M6	16	150	5	34	5,2	10	1,5
RGMGK 18x1,25 M5	18	75	2	34	4,2	8	1,25
RGMGK 19x1,5 M8 KURZ	19	300	4	26	6,8	13	1,5
RGMGK 20x1,5 M6	20	150	5	34	5,2	10	1,5
RGMGK 20 M8	20	300	5	34	6,8	13	1-1,5
RGMGK 20x1 M8	20	300	5	34	6,8	13	1
RGMGK 20x2 M8	20	300	5	34	6,8	13	2
RGMGK 22 M8	22	300	5	34	6,8	13	1,5
RGMGK 22x2 M8	22	300	5	34	6,8	13	2
RGMGK 25x2,5 M8	25	300	5	34	6,8	13	2,5
RGMGK 25 M6	25	150	5	34	5,2	10	1,5-2
RGMGK 25 M8	25	300	5	34	6,8	13	1,5-2
RGMGK 25 M10	25	300	5	34	8,2	17	1,5-2
RGMGK 28 M6	28	150	5	34	5,2	10	1,5-2
RGMGK 28 M8	28	300	5	34	6,8	13	1-1,5
RGMGK 28x2 M8	28	300	5	34	6,8	13	2
RGMGK 28 M10	28	300	5	34	8,2	17	1-1,5
RGMGK 28x2 M10	28	300	5	34	8,2	17	2
RGMGK 30 M8	30	300	5	34	6,8	13	1,5-2
RGMGK 30x1 M8	30	300	5	34	6,8	13	1
RGMGK 30 M10	30	300	5	34	8,2	17	1,5-2
RGMGK 30x2,25 M10	30	300	5	34	8,2	17	2,25
RGMGK 32 M8	32	300	5	34	6,8	13	1,5-2
RGMGK 32 M10	32	300	5	34	8,2	17	1,5-2
RGMGK 33,7x1,5 / M6	33,7	150	5	34	5,2	10	1,5-2
RGMGK 35 M8	35	300	5	34	6,8	13	1,5-2
RGMGK 35 M10	35	300	5	34	8,2	17	1,5-2
RGMGK 38x2,5 M10	38	300	5	34	8,2	17	2,5
RGMGK 40 M8	40	300	5	34	6,8	13	1,5-2
RGMGK 40 M10	40	300	5	34	8,2	17	1,5-2
RGMGK 40 M12	40	300	5	34	10,2	19	1,5-2
RGMGK 42 M10	42	300	5	34	8,2	17	1,5-2
RGMGK 42 M12	42	300	5	34	10,2	19	1,5-2
RGMGK 45 M8	45	300	5	34	6,8	13	1,5-2
RGMGK 45 M10	45	300	5	34	8,2	17	1,5-2
RGMGK 50x1,5 M10	50	300	5	34	8,2	17	1,5
RGMGK 50x2 M10	50	300	5	33	8,2	17	2
RGMGK 60x2 M8	60	300	5	34	6,8	13	2
RGMGK 60x1,5 M10	60	300	5	34	8,2	17	1,5
RGMGK 60x2 M10	60	300	5	34	8,2	17	2

Standardfarben
- schwarz

Material
- Grundkörper: Polyamid 6 (PA 6)

Standard Colours
- *black*

Material
- *Base body: Polyamide (PA 6)*

Gruppe / Group: RGM

Zusammengesetzte Gewindestopfen für Rundrohre mit eingelegtem Stahlgewinde
Assembled threaded plugs for round tubes with inserted steel thread

RGM

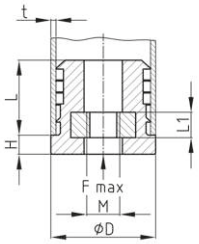

RGM

Bestellnummer *Order Number*	D *D* mm	F max. *F max.* kg	H *H* mm	L *L* mm	L1 *L1* mm	M *M*	t *t* mm
RGM 16x0,75 / M6 *	16	150	5	34	5,2	M6	0,75
RGM 16x1 / M5 *	16	75	5	34	4,2	M5	1
RGM 16x1 / M6 *	16	150	5	34	5,2	M6	1
RGM 16x1,5 / M5 OB *	16	-	-	39	4,2	M5	1,5
RGM 16x1,5 / M5	16	75	5	34	4,2	M5	1,5
RGM 16x1,5 / M6	16	150	5	34	5,2	M6	1,5
RGM 18x1,25 / M5	18	75	5	34	4,2	M5	1,25
RGM 19x1,5 / M6 *	19	150	5	34	5,2	M6	1,5
RGM 19x1,5 / M8 KURZ	19	300	4	26	6,8	M8	1,5
RGM 20x0,5 / M6 *	20	150	5	34	5,2	M6	0,5
RGM 20x0,75 / M6 *	20	150	5	34	5,2	M6	0,75
RGM 20x1-1,5 / M4 *	20	100	5	34	3,2	M4	1-1,5
RGM 20x1-1,5 / M8	20	300	5	34	6,8	M8	1-1,5
RGM 20x1 / M8	20	300	5	34	6,8	M8	1
RGM 20x1,5 / M6	20	150	5	34	5,2	M6	1,5
RGM 20x2 / M8	20	300	5	34	6,8	M8	2
RGM 22x1 / M8 *	22	300	5	34	6,8	M8	1
RGM 22x1,5 / M8	22	300	5	34	6,8	M8	1,5
RGM 22x2 / M8	22	300	5	34	6,8	M8	2
RGM 22x2 / M8 OB *	22	-	-	39	6,8	M8	2
RGM 23x1,5 / M10 *	23	300	7	38	8,2	M10	1,5
RGM 25x1,5-2 / M6	25	150	5	34	5,2	M6	1,5-2
RGM 25x1,5-2 / M8	25	300	5	34	6,8	M8	1,5-2
RGM 25x1,5-2 / M10	25	300	5	34	8,2	M10	1,5-2
RGM 25x2,5 / M8	25	300	5	34	6,8	M8	2,5
RGM 28x1,5-2 / M6	28	150	5	34	5,2	M6	1,5-2
RGM 28x1-1,5 / M8	28	300	5	34	6,8	M8	1-1,5
RGM 28x1-1,5 / M10	28	300	5	34	8,2	M10	1-1,5
RGM 28x2 / M8	28	300	5	34	6,8	M8	2
RGM 28x2 / M10	28	300	5	34	8,2	M10	2
RGM 28x3 / M10 *	28	300	5	34	8,2	M10	3
RGM 30x1 / M8	30	300	5	34	6,8	M8	1
RGM 30x1 / M10 *	30	300	5	34	8,2	M10	1
RGM 30x1,5-2 / M8	30	300	5	34	6,8	M8	1,5-2
RGM 30x1,5-2 / M10	30	300	5	34	8,2	M10	1,5-2
RGM 30x2,25 / M10	30	300	5	34	8,2	M10	2,25
RGM 30x2,25 / M12 *	30	300	5	34	10,2	M12	2,25
RGM 30x3 / M10 *	30	300	5	34	8,2	M10	3
RGM 32x1,5 / M6 OB *	32	-	-	38	5,2	M6	1,5
RGM 32x1,5 / M10 OB	32	-	-	39	8,2	M10	1,5
RGM 32x1,5-2 / M8	32	300	5	34	6,8	M8	1,5-2
RGM 33,7x1,5 / M6	33,7	150	5	33	5,2	M6	1,5
RGM 32x1,5-2 / M10	32	300	5	34	8,2	M10	1,5-2
RGM 34x1,5 / M10 *	34	300	5	33	8,2	M10	1,5
RGM 34x2 / M10 *	34	300	5	34	8,2	M10	2
RGM 35x1 / M10 *	35	300	5	34	8,2	M10	1
RGM 35x1,5-2 / M8	35	300	5	34	6,8	M8	1,5-2
RGM 35x1,5-2 / M10	35	300	5	34	8,2	M10	1,5-2

Gruppe / Group: RGM

Bestellnummer *Order Number*	D *D* mm	F max. *F max.* kg	H *H* mm	L *L* mm	L1 *L1* mm	M *M*	t *t* mm
RGM 35x2,5 / M8 *	35	300	5	34	6,8	M8	2,5
RGM 35x2,5 / M10 *	35	300	5	34	8,2	M10	2,5
RGM 37x3 / M10 *	37	300	5	34	8,2	M10	3
RGM 38x1,5-2 / M10 *	38	300	5	34	8,2	M10	1,5-2
RGM 38x1,2 / M6 *	38	150	5	33	5,2	M6	1,2
RGM 38x1,2 / M6 OB *	38	-	-	38	5,2	M6	1,5
RGM 38x2 / M8 *	38	300	5	34	6,8	M8	2
RGM 38x2,5 / M10	38	300	5	34	8,2	M10	2,5
RGM 38x4,5 / M10 *	38	300	5	34	8,2	M10	4,5
RGM 40x1,5 / M8 OB *	40	-	-	39	6,8	M8	1,5
RGM 40x1,5 / M10 OB *	40	-	-	38	8,2	M10	1,5
RGM 40x1,5-2 / M8	40	300	5	34	6,8	M8	1,5-2
RGM 40x1,5-2 / M10	40	300	5	34	6,8	M10	1,5-2
RGM 40x1,5-2 / M12	40	300	5	34	10,2	M12	1,5-2
RGM 42x1,5-2 / M10	42	300	5	34	8,2	M10	1,5-2
RGM 42x1,5-2 / M12	42	300	5	34	10,2	M12	1,5-2
RGM 45x1,5-2 / M8	45	300	5	34	8,2	M8	1,5-2
RGM 45x1,5-2 / M10	45	300	5	34	8,2	M10	1,5
RGM 45x2 / M10 KURZ *	45	300	5	20	6,8	M8	2
RGM 50x1,5 / M8 *	50	300	5	34	6,8	M8	1,5
RGM 50x1,5 / M10	50	300	5	34	8,2	M10	1,5
RGM 50x2 / M8 *	50	300	5	34	6,8	M8	2
RGM 50x2 / M10	50	300	5	34	8,2	M10	2
RGM 50x2,5 / M12 *	50	300	5	34	10,2	M12	2,5
RGM 50x3 / M8 *	50	300	5	34	6,8	M8	3
RGM 54x2 / M10 *	54	300	5	34	8,2	M10	2
RGM 60x1,5 / M10	60	300	5	34	8,2	M10	1,5
RGM 60x2 / M8	60	300	5	34	6,8	M8	2
RGM 60x2 / M10	60	300	5	34	8,2	M10	2
RGM 60x2 / M12 *	60	300	5	32	10,2	M12	2
RGM 60x2 / M12 SO *	60	300	5	39	10,2	M12	2
RGM 70x2 / M12 SO *	70	300	6	52	10,2	M12	2
RGM 70x3 / M10 *	70	300	5	15	8,2	M10	3

Standardfarben
- schwarz

Material
- Grundkörper: Polyamid (PA)
- Gewinde: Stahl verzinkt

Bestellhinweise
- *) = Auftragsbezogene Fertigung! Mindestmenge bitte anfragen.
- SO = Sonderausführung; Abmessungen abweichend vom Serienstandard
- OB = ohne Bund

Standard Colours
- *black*

Material
- *Base body: Polyamide (PA)*
- *Thread: zinc-plated steel*

Order informations
- **) = Order related production! Please ask for minimum quantity.*
- *SO = Special version; dimensions deviate from series standard*
- *OB = without bunch*

Gruppe / Group: R 40

Gewindestopfen für Rundrohre mit umspritztem Stahlgewinde
Threaded plugs for round tubes with overmoulded steel thread

R 40

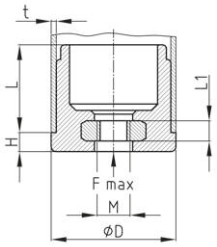

R 40

Bestellnummer *Order Number*	D *D* mm	F max. *F max.* kg	H *H* mm	L *L* mm	L1 *L1* mm	M *M*	t *t* mm
R40 / 25x0,8 30 / M8	25	250	5	25	6	M8	0,8
R40 / 25x0,8 30 / M10	25	250	5	25	7,5	M10	0,8
R40 / 25x1,5 30 / M8	25	250	5	25	6	M8	1,5
R40 / 25x1,5 30 / M10	25	250	5	25	7,5	M10	1,5
R40 / 32x1,5 31,5 / M8	32	350	5	26,5	6	M8	1,5
R40 / 32x1,5 31,5 / M10	32	350	5	26,5	7,5	M10	1,5
R40 / 38x1,5 31 / M10	38	250	5	26	7,5	M10	1,5
R40 / 38x2 31 / M10	38	250	5	26	7,5	M10	2
R40 / 40x2 33 / M10	40	250	5	27	7,5	M10	2
R40 / 44x2 38,5 / M10	44	150	5	33,5	7,5	M10	2

Standardfarben
- schwarz

Material
- Grundkörper: Polyamid (PA)
- Gewinde: Stahl verzinkt

Standard Colours
- *black*

Material
- *Base body: Polyamide (PA)*
- *Thread: zinc-plated steel*

Gruppe / Group: RGML

Gewindestopfen für Rundrohre mit umspritztem Stahlgewinde
Threaded plugs for round tubes with overmoulded steel thread

RGML

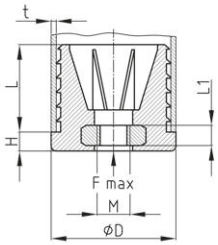

RGML

Bestellnummer *Order Number*	D *D* mm	F max. *F max.* kg	H *H* mm	L *L* mm	L1 *L1* mm	M *M*	t *t* mm
RGML 22x1,5-2 / M8	22	200	4	25,5	6,3	M8	1,5-2
RGML 25x1,5-2 / M8	25	200	4	25,5	6,3	M8	1,5-2
RGML 25x3-3,5 / M8	25	200	4	25,5	6,3	M8	3-3,5
RGML 28x1,5-2 / M8	28	200	4	25,5	6,3	M8	1,5-2
RGML 28x1,5-2 / M10	28	250	4	25,5	8	M10	1,5-2
RGML 28x3-3,5 / M8	28	200	4	25,5	6,3	M8	3-3,5
RGML 30x1,5 / M8	30	200	4	25,5	6,3	M8	1,5
RGML 30x1,5 / M10	30	250	4	25,5	8	M10	1,5
RGML 30x2-2,5 / M8	30	200	4	25,5	6,3	M8	2-2,5
RGML 30x2-2,5 / M10	30	250	4	25,5	8	M10	2-2,5
RGML 32x1,5 / M8	32	200	4	25,5	6,3	M8	1,5
RGML 32x1,5 / M10	32	250	4	25,5	8	M10	1,5
RGML 32x2-2,5 / M8	32	200	4	25,5	6,3	M8	2-2,5
RGML 32x2-2,5 / M10	32	250	4	25,5	8	M10	2-2,5
RGML 35x1,5 / M8	35	200	4	25,5	6,3	M8	1,5
RGML 35x1,5 / M10	35	250	4	25,5	8	M10	1,5
RGML 35x2-2,5 / M8	35	200	4	25,5	6,3	M8	2-2,5
RGML 35x2-2,5 / M10	35	250	4	25,5	8	M10	2-2,5
RGML 35x3,5-4 / M8	35	200	4	25,5	6,3	M8	3,5-4

Bestellnummer *Order Number*	D *D* mm	F max. *F max.* kg	H *H* mm	L *L* mm	L1 *L1* mm	M *M*	t *t* mm
RGML 35x3,5-4 / M10	35	250	4	25,5	8	M10	3,5-4
RGML 38x1,5 / M8	38	200	4	25,5	6,3	M8	1,5
RGML 38x1,5 / M10	38	250	4	25,5	8	M10	1,5
RGML 38x2-2,5 / M8	38	200	4	25,5	6,3	M8	2-2,5
RGML 38x2-2,5 / M10	38	250	4	25,5	8	M10	2-2,5
RGML 40x1,5 / M8	40	200	4	25,5	6,3	M8	1,5
RGML 40x1,5 / M10	40	250	4	25,5	8	M10	1,5
RGML 40x2-2,5 / M8	40	200	4	25,5	6,3	M8	2-2,5
RGML 40x2-2,5 / M10	40	250	4	25,5	8	M10	2-2,5
RGML 40x3-3,5 / M8	40	200	4	25,5	6,3	M8	3-3,5
RGML 40x3-3,5 / M10	40	250	4	25,5	8	M10	3-3,5
RGML 42x1,5 / M8	42	200	4	25,5	6,3	M8	1,5
RGML 42x1,5 / M10	42	250	4	25,5	8	M10	1,5
RGML 42x2-2,5 / M8	42	200	4	25,5	6,3	M8	2-2,5
RGML 42x2-2,5 / M10	42	250	4	25,5	8	M10	2-2,5
RGML 42x3-3,5 / M8	42	200	4	25,5	6,3	M8	3-3,5
RGML 42x3-3,5 / M10	42	250	4	25,5	8	M10	3-3,5
RGML 42x4-4,5 / M8	42	200	4	25,5	6,3	M8	4-4,5
RGML 42x4-4,5 / M10	42	250	4	25,5	8	M10	4-4,5

Gruppe / Group: RGML

Bestellnummer *Order Number*	D *D* mm	F max. *F max.* kg	H *H* mm	L *L* mm	L1 *L1* mm	M *M*	t *t* mm
RGML 45x1,5 / M8	45	200	4	25,5	6,3	M8	1,5
RGML 45x1,5 / M10	45	250	4	25,5	8	M10	1,5
RGML 45x2-2,5 / M8	45	200	4	25,5	6,3	M8	2-2,5
RGML 45x2-2,5 / M10	45	250	4	25,5	8	M10	2-2,5
RGML 45x3 / M8	45	200	4	25,5	6,3	M8	3
RGML 45x3 / M10	45	250	4	25,5	8	M10	3
RGML 45x4 / M8	45	200	4	25,5	6,3	M8	4
RGML 45x4 / M10	45	250	4	25,5	8	M10	4
RGML 50x1,5 / M8	50	200	4	25,5	6,3	M8	1,5
RGML 50x1,5 / M10	50	250	4	25,5	8	M10	1,5
RGML 50x2-2,5 / M8	50	200	4	25,5	6,3	M8	2-2,5
RGML 50x2-2,5 / M10	50	250	4	25,5	8	M10	2-2,5
RGML 50x4 / M8	50	200	4	25,5	6,3	M8	4
RGML 50x4 / M10	50	250	4	25,5	8	M10	4
RGML 54x1,5 / M8	54	200	4	25,5	6,3	M8	1,5

Bestellnummer *Order Number*	D *D* mm	F max. *F max.* kg	H *H* mm	L *L* mm	L1 *L1* mm	M *M*	t *t* mm
RGML 54x1,5 / M10	54	250	4	25,5	8	M10	1,5
RGML 54x2-2,5 / M8	54	200	4	25,5	6,3	M8	2-2,5
RGML 54x2-2,5 / M10	54	250	4	25,5	8	M10	2-2,5
RGML 54x4-4,5 / M8	54	200	4	25,5	6,3	M8	4-4,5
RGML 54x4-4,5 / M10	54	250	4	25,5	8	M10	4-4,5
RGML 55x2-2,5 / M8	55	200	4	25,5	6,3	M8	2-2,5
RGML 55x2-2,5 / M10	55	250	4	25,5	8	M10	2-2,5
RGML 60x1,5 / M8	60	200	4	25,5	6,3	M8	1,5
RGML 60x1,5 / M10	60	250	4	25,5	8	M10	1,5
RGML 60x2-2,5 / M8	60	200	4	25,5	6,3	M8	2-2,5
RGML 60x2-2,5 / M10	60	250	4	25,5	8	M10	2-2,5
RGML60x4,5-5 / M8	60	200	4	25,5	6,3	M8	4,5-5
RGML60x4,5-5 / M10	60	250	4	25,5	8	M10	4,5-5
RGML 70x3 / M8	70	200	4	25,5	6,3	M8	3
RGML 70x3 / M10	70	250	4	25,5	8	M10	3

Standardfarben
- schwarz

Material
- Grundkörper: Polyamid (PA)
- Gewinde: Stahl verzinkt

Standard Colours
- *black*

Material
- *Base body: Polyamide (PA)*
- *Thread: zinc-plated steel*

Gruppe / Group: RGMM

Gewindestopfen für Rundrohre mit vernickeltem Messinggewinde
Threaded plugs for round tubes with nickel-plated brass thread

RGMM

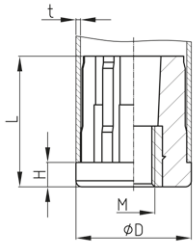

RGMM

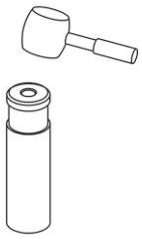

Bestellnummer *Order Number*	D *D* mm	F max. *F max.* kg	H *H* mm	L *L* mm	M *M*	t *t* mm
RGMM 30x1 / M10	30	320	6	35	M10	1
RGMM 30x1 / M12	30	320	6	35	M12	1
RGMM 30x1 / M14	30	320	6	35	M14	1
RGMM 30x1 / M16	30	320	6	35	M16	1
RGMM 38x1,5 / M10	38	550	8	43	M10	1,5
RGMM 38x1,5 / M12	38	550	8	43	M12	1,5
RGMM 38x1,5 / M14	38	550	8	43	M16	1,5
RGMM 38x1,5 / M16	38	550	8	43	M20	1,5
RGMM 42x1,5 / M10	42	650	8	42	M10	1,5
RGMM 42x1,5 / M12	42	650	8	42	M12	1,5
RGMM 42x1,5 / M14	42	650	8	42	M14	1,5
RGMM 42x1,5 / M16	42	650	8	42	M16	1,5
RGMM 42x1,5 / M20	42	650	8	42	M20	1,5
RGMM 48x1,5 / M10	48	800	11	49	M10	1,5
RGMM 48x1,5 / M12	48	800	11	49	M12	1,5
RGMM 48x1,5 / M14	48	800	11	49	M14	1,5
RGMM 48x1,5 / M16	48	800	11	49	M16	1,5

Bestellnummer *Order Number*	D *D* mm	F max. *F max.* kg	H *H* mm	L *L* mm	M *M*	t *t* mm
RGMM 48x1,5 / M20	48	800	11	49	M20	1,5
RGMM 50x1,5 / M12	50	850	11	49	M12	1,5
RGMM 50x1,5 / M14	50	850	11	49	M14	1,5
RGMM 50x1,5 / M16	50	850	11	49	M16	1,5
RGMM 50x1,5 / M20	50	850	11	49	M20	1,5
RGMM 60x1,5 / M14	60	1000	12	50	M14	1,5
RGMM 60x1,5 / M16	60	1000	12	50	M16	1,5
RGMM 60x1,5 / M20	60	1000	12	50	M20	1,5
RGMM 60x1,5 / M24	60	1000	12	50	M24	1,5
RGMM 60x2 / M14	60	1000	12	50	M14	2
RGMM 60x2 / M16	60	1000	12	50	M16	2
RGMM 60x2 / M20	60	1000	12	50	M20	2
RGMM 60x2 / M24	60	1000	12	50	M24	2
RGMM 60x2,5 / M14	60	1000	12	50	M14	2,5
RGMM 60x2,5 / M16	60	1000	12	50	M16	2,5
RGMM 60x2,5 / M20	60	1000	12	50	M20	2,5
RGMM 60x2,5 / M24	60	1000	12	50	M24	2,5

Fortsetzung nächste Seite / *Continue next page*

Gruppe / Group: RGMM - siehe Vorseite / look at page before

Standardfarben
- schwarz

Material
- Grundkörper: glasfaserverstärktes Polyamid (PA-GF)
- Gewinde: Messing vernickelt

Standard Colours
- *black*

Material
- *Base body: glass fibre reinforced polyamide (PA-GF)*
- *Thread: brass nickel-plated*

Gruppe / Group: RGMS

Gewindestopfen für Rundrohre mit Edelstahlgewinde
Threaded plugs for round tubes with stainless steel thread

RGMS

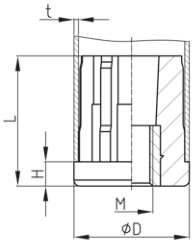

RGMS

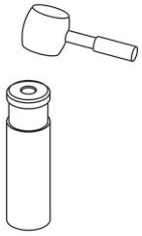

Bestellnummer *Order Number*	D *D* mm	F max. *F max.* kg	H *H* mm	L *L* mm	M *M*	t *t* mm
RGMS 30x1 / M10	30	320	6	35	M10	1
RGMS 30x1 / M12	30	320	6	35	M12	1
RGMS 30x1 / M14	30	320	6	35	M14	1
RGMS 30x1 / M16	30	320	6	35	M16	1
RGMS 38x1,5 / M10	38	550	8	43	M10	1,5
RGMS 38x1,5 / M12	38	550	8	43	M12	1,5
RGMS 38x1,5 / M14	38	550	8	43	M14	1,5
RGMS 38x1,5 / M16	38	550	8	43	M16	1,5
RGMS 42x1,5 / M10	42	650	8	42	M10	1,5
RGMS 42x1,5 / M12	42	650	8	42	M12	1,5
RGMS 42x1,5 / M14	42	650	8	42	M14	1,5
RGMS 42x1,5 / M16	42	650	8	42	M16	1,5
RGMS 42x1,5 / M20	42	650	8	42	M20	1,5
RGMS 48x1,5 / M10	48	800	11	49	M10	1,5
RGMS 48x1,5 / M12	48	800	11	49	M12	1,5
RGMS 48x1,5 / M14	48	800	11	49	M14	1,5
RGMS 48x1,5 / M16	48	800	11	49	M16	1,5

Bestellnummer *Order Number*	D *D* mm	F max. *F max.* kg	H *H* mm	L *L* mm	M *M*	t *t* mm
RGMS 48x1,5 / M20	48	800	11	49	M20	1,5
RGMS 50x1,5 / M12	50	850	11	49	M12	1,5
RGMS 50x1,5 / M14	50	850	11	49	M14	1,5
RGMS 50x1,5 / M16	50	850	11	49	M16	1,5
RGMS 50x1,5 / M20	50	850	11	49	M20	1,5
RGMS 60x1,5 / M14	60	1000	12	50	M14	1,5
RGMS 60x1,5 / M16	60	1000	12	50	M16	1,5
RGMS 60x1,5 / M20	60	1000	12	50	M20	1,5
RGMS 60x1,5 / M24	60	1000	12	50	M24	1,5
RGMS 60x2 / M14	60	1000	12	50	M14	2
RGMS 60x2 / M16	60	1000	12	50	M16	2
RGMS 60x2 / M20	60	1000	12	50	M20	2
RGMS 60x2 / M24	60	1000	12	50	M24	2
RGMS 60x2,5 / M14	60	1000	12	50	M14	2,5
RGMS 60x2,5 / M16	60	1000	12	50	M16	2,5
RGMS 60x2,5 / M20	60	1000	12	50	M20	2,5
RGMS 60x2,5 / M24	60	1000	12	50	M24	2,5

Standardfarben
- schwarz

Material
- Grundkörper: glasfaserverstärktes Polyamid (PA-GF)
- Gewinde: AISI 304 (A2)

Standard Colours
- *black*

Material
- *Base body: glass fibre reinforced polyamide (PA-GF)*
- *Thread: AISI 304 (A2)*

Gruppe / Group: VG

Gewindestopfen für Quadratrohre mit gespritztem Kunststoffgewinde
Threaded plugs for square tubes with injected plastic thread

VG

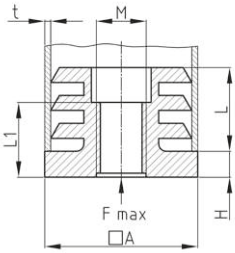

VG

Bestellnummer *Order Number*	A *A* mm	F max. *F max.* kg	H *H* mm	L *L* mm	L1 *L1* mm	M *M*	t t mm
VG 20x20x1,5-2 / M8	20	200	5	16,5	14,5	M8	1,5-2
VG 22x22x1,5-2 / M8	22	200	5	16,5	14,5	M8	1,5-2
VG 25x25x1,5-2 / M8	25	200	5	16,5	14,5	M8	1,5-2
VG 30x30x1,5-2 / M8	30	200	5	16,5	14,5	M8	1,5-2
VG 30x30x2,5-3 / M8	30	200	5	16,5	14,5	M8	2,5-3
VG 32x32x1,5-2 / M8	32	200	5	24	14,5	M8	1,5-2
VG 34x34x1,5-2 / M8	34	200	5	24	14,5	M8	1,5-2
VG 35x35x1,5-2 / M8	35	200	5	24	14,5	M8	1,5-2
VG 38x38x1,5-2 / M8	38	200	5	24	14,5	M8	1,5-2
VG 40x40x1,5-2 / M8	40	200	5	24	14,5	M8	1,5-2
VG 40x40x2,5-3 / M8	40	200	5	24	14,5	M8	2,5-3
VG 45x45x1,5-2 / M8	45	200	5	24	14,5	M8	1,5-2
VG 50x50x1,5-2 / M8	50	200	5	24	14,5	M8	1,5-2
VG 50x50x2,5-3 / M8	50	200	5	24	14,5	M8	2,5-3
VG 20x20x1,5-2 / M10	20	200	5	16,5	14,5	M10	1,5-2
VG 22x22x1,5-2 / M10	22	200	5	16,5	14,5	M10	1,5-2
VG 25x25x1,5-2 / M10	25	200	5	16,5	14,5	M10	1,5-2
VG 30x30x1,5-2 / M10	30	200	5	16,5	14,5	M10	1,5-2
VG 30x30x2,5-3 / M10	30	200	5	16,5	14,5	M10	2,5-3
VG 32x32x1,5-2 / M10	32	200	5	24	14,5	M10	1,5-2

Bestellnummer *Order Number*	A *A* mm	F max. *F max.* kg	H *H* mm	L *L* mm	L1 *L1* mm	M *M*	t t mm
VG 34x34x1,5-2 / M10	34	200	5	24	14,5	M10	1,5-2
VG 35x35x1,5-2 / M10	35	200	5	24	14,5	M10	1,5-2
VG 38x38x1,5-2 / M10	38	200	5	24	14,5	M10	1,5-2
VG 40x40x1,5-2 / M10	40	200	5	24	14,5	M10	1,5-2
VG 40x40x2,5-3 / M10	40	200	5	24	14,5	M10	2,5-3
VG 45x45x1,5-2 / M10	45	200	5	24	14,5	M10	1,5-2
VG 50x50x1,5-2 / M10	50	200	5	24	14,5	M10	1,5-2
VG 50x50x2,5-3 / M10	50	200	5	24	14,5	M10	2,5-3
VG 25x25x1,5-2 / M12	25	200	5	16,5	14,5	M12	1,5-2
VG 30x30x1,5-2 / M12	30	200	5	16,5	14,5	M12	1,5-2
VG 30x30x2,5-3 / M12	30	200	5	16,5	14,5	M12	2,5-3
VG 32x32x1,5-2 / M12	32	200	5	24	14,5	M12	1,5-2
VG 34x34x1,5-2 / M12	34	200	5	24	14,5	M12	1,5-2
VG 35x35x1,5-2 / M12	35	200	5	24	14,5	M12	1,5-2
VG 38x38x1,5-2 / M12	38	200	5	24	14,5	M12	1,5-2
VG 40x40x1,5-2 / M12	40	200	5	24	14,5	M12	1,5-2
VG 40x40x2,5-3 / M12	40	200	5	24	14,5	M12	2,5-3
VG 45x45x1,5-2 / M12	45	200	5	24	14,5	M12	1,5-2
VG 50x50x1,5-2 / M12	50	200	5	24	14,5	M12	1,5-2
VG 50x50x2,5-3 / M12	50	200	5	24	14,5	M12	2,5-3

Standardfarben
- schwarz RAL 9005

Material
- Polyamid (PA)

Standard Colours
- *black RAL 9005*

Material
- *Polyamide (PA)*

Gruppe / Group: VG/RE

Gewindestopfen für Rechteckrohre mit gespritztem Kunststoffgewinde
Threaded plugs for rectangular tubes with injected plastic thread

VG/RE

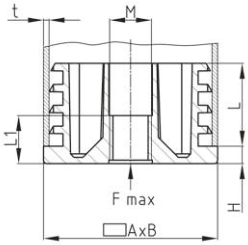

VG/RE

Bestellnummer *Order Number*	A *A* mm	B *B* mm	F max. *F max.* kg	H *H* mm	L *L* mm	L1 *L1* mm	M *M*	t *t* mm
VG 40x20x1,5-2/M8	40	20	200	5	24	14,5	M8	1,5-2
VG 40x25x1,5-2/M8	40	25	200	5	24	14,5	M8	1,5-2
VG 40x30x1,5-2/M8	40	30	200	5	24	14,5	M8	1,5-2
VG 50x20x1,5-2/M8	50	20	200	5	24	14,5	M8	1,5-2
VG 50x25x1,5-2/M8	50	25	200	5	24	14,5	M8	1,5-2
VG 50x30x1-1,5/M8	50	30	200	5	24	14,5	M8	1-1,5
VG 50x30x1,5-2/M8	50	30	200	5	24	14,5	M8	1,5-2
VG 60x25x1,5-2/M8	60	25	200	5	24	14,5	M8	1,5-2
VG 60x30x1,5-2/M8	60	30	200	5	24	14,5	M8	1,5-2
VG 60x40x1,5-2/M8	60	40	200	5	24	14,5	M8	1,5-2
VG 40x20x1,5-2/M10	40	20	200	5	24	14,5	M10	1,5-2
VG 40x25x1,5-2/M10	40	25	200	5	24	14,5	M10	1,5-2
VG 40x30x1,5-2/M10	40	30	200	5	24	14,5	M10	1,5-2

Bestellnummer *Order Number*	A *A* mm	B *B* mm	F max. *F max.* kg	H *H* mm	L *L* mm	L1 *L1* mm	M *M*	t *t* mm
VG 50x20x1,5-2/M10	50	20	200	5	24	14,5	M10	1,5-2
VG 50x25x1,5-2/M10	50	25	200	5	24	14,5	M10	1,5-2
VG 50x30x1-1,5/M10	50	30	200	5	24	14,5	M10	1-1,5
VG 50x30x1,5-2/M10	50	30	200	5	24	14,5	M10	1,5-2
VG 60x25x1,5-2/M10	60	25	200	5	24	14,5	M10	1,5-2
VG 60x30x1,5-2/M10	60	30	200	5	24	14,5	M10	1,5-2
VG 60x40x1,5-2/M10	60	40	200	5	24	14,5	M10	1,5-2
VG 40x30x1,5-2/M12	40	30	200	5	24	14,5	M12	1,5-2
VG 50x30x1-1,5/M12	50	30	200	5	24	14,5	M12	1-1,5
VG 50x30x1,5-2/M12	50	30	200	5	24	14,5	M12	1,5-2
VG 60x30x1,5-2/M12	60	30	200	5	24	14,5	M12	1,5-2
VG 60x40x1,5-2/M12	60	40	200	5	24	14,5	M12	1,5-2

Standardfarben
- schwarz RAL 9005

Material
- Polyamid (PA)

Standard Colours
- *black RAL 9005*

Material
- *Polyamide (PA)*

Gruppe / Group: QAF

Gewindestopfen für Quadratrohre mit gespritztem Kunststoffgewinde
Threaded plugs for square tubes with injection moulded plastic thread

QAF

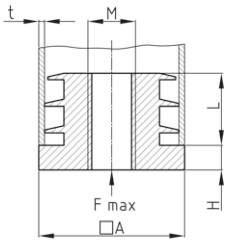

QAF

Bestellnummer *Order Number*	A *A* mm	F max. *F max.* kg	H *H* mm	L *L* mm	M *M*	t *t* mm
QAF 15x15	15	50	5	18	M8	1-1,5
QAF 16x16	16	50	5	18	M8	1-1,5
QAF 18x18	18	50	5	18	M10	1-1,5
QAF 20x20	20	50	5	18	M10	1-1,5
QAF 25x25	25	50	5	19	M10	1,5
QAF 30x30	30	50	6	20	M10	1-1,5
QAF 35x35	35	50	6	21	M10	1-1,5
QAF 40x40	40	50	6	22	M10	1,5-2
QAF 50x50	50	50	7	30	M10	1,5-2

Standardfarben
- schwarz

Material
- Polypropylen (PP)

Standard Colours
- *black*

Material
- *Polypropylene (PP)*

Gruppe / Group: RAF

Gewindestopfen für Rechteckrohre mit gespritztem Kunststoffgewinde
Threaded plugs for rectangular tubes with injection moulded plastic thread

Bestellnummer *Order Number*	A *A* mm	B *B* mm	F max. *F max.* kg	H *H* mm	L *L* mm	M *M*	t *t* mm
RAF 30x20	30	20	50	6	19	M10	1,5-2
RAF 35x20 *	35	20	50	6	19	M10	1-1,5
RAF 40x20	40	20	50	6	19	M10	1,5-2
RAF 50x20 *	50	20	50	6	19	M10	1-1,5
RAF 50x25 *	50	25	50	6	22	M10	1-1,5
RAF 60x20 *	60	20	50	6	19	M10	1-1,5

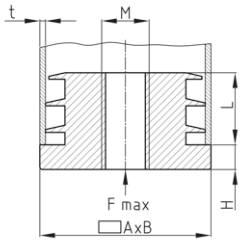

RAF

RAF

Standardfarben
- schwarz

Standard Colours
- *black*

Material
- Polypropylen (PP)

Material
- *Polypropylene (PP)*

Montagehinweise
- Die Stopfen können auch bis zu einer Wandstärke von 2 mm eingesetzt werden. Wir empfehlen dies vor dem Einbau zu überprüfen.

Assembly information
- **) = The plugs can also be used up to a wall thickness of 2 mm. We recommend checking this before installation.*

Gruppe / Group: VGMGK

Gewindestopfen für Vierkantrohre, Sechskantmuttern oder -schrauben einlegbar
Threaded plugs for square tubes, hexagon nuts or screws can be inserted

VGMGK

VGMGK

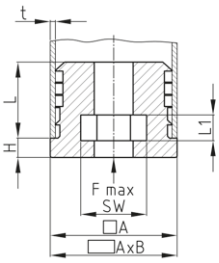

VGMGK

Bestellnummer *Order Number*	A *A* mm	B *B* mm	F max. *F max.* kg	H *H* mm	L *L* mm	L1 *L1* mm	SW *WAF* mm	t *t* mm
VGMGK 18x18 M8	18	18	300	5	34	6,8	13	1-1,5
VGMGK 20x20 M6	20	20	150	5	34	5,2	10	1,5-2
VGMGK 20x20 M8	20	20	300	5	34	6,8	13	1,5-2
VGMGK 20x20 M10	20	20	300	10	33	8,2	17	1,5-2
VGMGK 25x25 M8	25	25	300	5	34	6,8	13	1-1,5
VGMGK 25x25x2 M8	25	25	300	5	34	6,8	13	2
VGMGK 25x25 M10	25	25	300	6	33	8,2	17	1,5
VGMGK 25x25x2 M10	25	25	300	5	34	8,2	17	2
VGMGK 30x20 M8	30	20	300	5	34	6,8	13	1,5
VGMGK 30x30 M8	30	30	300	5	34	6,8	13	1,5-2
VGMGK 30x30 M10	30	30	300	5	34	8,2	17	1,5-2
VGMGK 30x30 M10/ R	30	30	300	5	34	8,2	17	1-1,5
VGMGK 30x30x2,5 M10	30	30	300	5	33	8,2	17	2,5
VGMGK 32x32x2 M10	32	32	300	5	34	8,2	17	2
VGMGK 35x25 M8	35	25	300	5	33	6,8	13	1,5-2
VGMGK 35x25 M10	35	25	300	5	33	8,2	17	1,5-2
VGMGK 35x35 M8	35	35	300	5	34	6,8	13	1,5-2
VGMGK 35x35 M10	35	35	300	5	34	8,2	17	1-2

Fortsetzung nächste Seite / *Continue next page*

Gruppe / Group: VGMGK - siehe Vorseite / look at page before

Bestellnummer *Order Number*	A *A* mm	B *B* mm	F max. *F max.* kg	H *H* mm	L *L* mm	L1 *L1* mm	SW *WAF* mm	t *t* mm
VGMGK 35x35x2 M10 SO	35	35	300	5	33	8,2	17	2
VGMGK 35x35 M12	35	35	300	5	34	10,2	19	1,5-2
VGMGK 35x35x1,5 M12 SO GF 15 *	35	35	300	5	34	10,2	19	2
VGMGK 37,5x37,5 M10 GF 30	37,5	37,5	500	5	36,6	8,2	17	1,5
VGMGK 40x20 M8	40	20	300	5	33	6,8	13	1,5-2
VGMGK 40x25x2 M8	40	25	300	5	33	6,8	13	2
VGMGK 40x30 M10	40	30	300	5	34	8,2	17	1,5-2
VGMGK 40x40 M8	40	40	300	5	33	6,8	13	1,5-2
VGMGK 40x40x2 M8	40	40	300	5	34	6,8	13	2
VGMGK 40x40 M10	40	40	300	5	33	8,2	17	1,5-2
VGMGK 40x40 M10 Kurz	40	40	300	5	25	8,2	17	1,5-2
VGMGK 40x40x3 M10	40	40	300	5	33	8,2	17	3
VGMGK 40x40 M12	40	40	300	5	33	10,2	19	1,5-2
VGMGK 45x45 M8	45	45	300	5	34	6,8	13	1,5-2
VGMGK 50x25x3 M8	50	25	300	5	34	6,8	13	3
VGMGK 50x25 M10	50	25	300	5	34	8,2	17	1,5-2
VGMGK 50x30 M8	50	30	300	5	34	6,8	13	1,5-2
VGMGK 50x30 M10	50	30	300	5	34	8,2	17	1,5-2
VGMGK 50x30x2,5 M10	50	30	300	5	34	8,2	17	2,5
VGMGK 50x40 M10	50	40	300	5	33	8,2	17	1,5-2
VGMGK 50x50x2 M8	50	50	300	5	34	6,8	13	2
VGMGK 50x50x1,5 M10	50	50	300	5	34	8,2	17	1,5
VGMGK 50x50x2 M10	50	50	300	5	32	8,2	17	2
VGMGK 50x50x2,5 M10	50	50	300	5	33	8,2	17	2,5
VGMGK 55x55x2 M10	55	55	300	5	34	8,2	17	2
VGMGK 60x20 M8	60	20	300	5	33	6,8	13	1,5-2
VGMGK 60x30 M10	60	30	300	5	34	8,2	17	1,5-2
VGMGK 60x40 M10	60	40	300	5	34	8,2	17	1,5-2
VGMGK 60x60 M10	60	60	300	5	34	8,2	17	1,5-2
VGMGK 60x60 M10 SO	60	60	300	5	34	8,2	17	1,5-2
VGMGK 60x60 M12	60	60	300	5	34	10,2	19	1,5-2
VGMGK 70x25x2,5 M10	70	25	300	5	34	8,2	17	2,5
VGMGK 70x30x2 M10	70	30	300	5	34	8,2	17	2
VGMGK 80x30 M10	80	30	300	5	34	8,2	17	1,5-2
VGMGK 110x30x2,5 M10	110	30	300	5	34	8,2	17	2,5

Standardfarben
- schwarz

Material
- Grundkörper: Polyamid 6 (PA 6)

Bestellhinweise
- R = für Rohr mit einem Kantenradius R 6 mm
- SO = Buchse mit diagonaler Formtrennung
- *) SO = diese Buchse hat 2 Mutternkammern
- GF15 = mit 15% Glasfaser
- GF30 = mit 30% Glasfaser

Standard Colours
- *black*

Material
- *Base body: Polyamide (PA 6)*

Order informations
- *R = for tubes with one edge radius R 6 mm*
- *SO = socket with diagonal mold separation*
- **) SO = this socket has 2 nut chambers*
- *GF15 = with 15% glass fibre*
- *GF30 = with 30% glass fibre*

Gruppe / Group: VGM

Zusammengesetzte Gewindestopfen für Vierkantrohre mit eingelegtem Stahlgewinde
Assembled threaded plugs for square tubes with an inserted steel thread

VGM

VGM

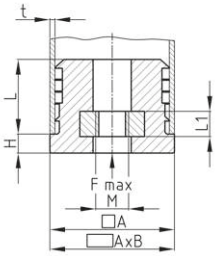

VGM

Bestellnummer *Order Number*	A *A* mm	B *B* mm	F max. *F max.* kg	H *H* mm	L *L* mm	L1 *L1* mm	M *M*	t *t* mm
VGM 18x18 / M8	18	-	300	5	34	6,8	M8	1,5-2
VGM 18x18 / M8 OB	18	-	-	-	39	6,8	M8	1-1,5
VGM 20x20 / M6	20	-	150	5	34	5,2	M6	1,5-2
VGM 20x20 / M8	20	-	300	5	34	6,8	M8	1,5-2
VGM 20x20x2 / M8	20	-	300	5	34	6,8	M8	2
VGM 20x20x2 / M8 SO	20	-	300	5	34	6,8	M8	2
VGM 20x20 / M10	20	-	300	10	33	8,2	M10	1,5-2
VGM 22x22 / M8	22	-	300	5	34	6,8	M8	1,5-2
VGM 25x25 / M8	25	-	300	5	34	6,8	M8	1-1,5
VGM 25x25x2 / M8	25	-	300	5	34	6,8	M8	2
VGM 25x25x2 / M8 OB	25	-	-	-	38	6,8	M8	2
VGM 25x25 / M10	25	-	300	5	33	8,2	M10	1,5
VGM 25x25x2 / M10	25	-	300	5	34	8,2	M10	2
VGM 25x25x3 / M10 S	25	-	300	10	33	8,2	M10	3
VGM 30x20 / M8	30	20	300	5	34	6,8	M8	1,5
VGM 30x30 / M8	30	-	300	5	34	6,8	M8	1,5-2
VGM 30x30 / M10	30	-	300	5	34	8,2	M10	1,5-2
VGM 30x30x2,5 / M10	30	-	300	5	33	8,2	M10	2,5
VGM 30x30 / M10 R	30	-	300	5	34	8,2	M10	1-1,5
VGM 30x30x2 / M10 R	30	-	300	5	34	8,2	M10	2
VGM 30x30x2,5 / M10 R	30	-	300	5	33	8,2	M10	2,5
VGM 32x32x2 / M10	32	-	300	5	33	8,2	M10	2
VGM 34x24 / M10	34	24	300	5	34	8,2	M10	1,5-2
VGM 35x25 / M8	35	25	300	5	33	6,8	M8	1,5-2
VGM 35x25 / M10	35	25	300	5	33	8,2	M10	1,5-2
VGM 35x35 / M8	35	-	300	5	34	6,8	M8	1,5-2
VGM 35x35 / M10	35	-	300	5	34	8,2	M10	1-1,5
VGM 35x35x2 / M10 SO	35	-	300	5	33	8,2	M10	2
VGM 35x35 / M12	35	-	300	5	34	10,2	M12	1,5-2
VGM 35x35x1,5 / M12	35	-	300	5	34	10,2	M12	1,5
VGM 35x35x1,5 / M12 SO GF15	35	-	300	5	34	10,2	M12	1,5
VGM 37,5x37,5 / M10 GF30	37,5	-	300	5	36,6	8,2	M10	1,5
VGM 40x20x1,5 / M6	40	20	150	5	33	5,2	M6	1,5
VGM 40x20 / M8	40	20	300	5	34	6,8	M8	1,5-2
VGM 40x20x2 / M8 OB	40	20	-	-	38	6,8	M8	2
VGM 40x25x1,5 / M8	40	25	300	5	33	6,8	M 8	1,5
VGM 40x25x2 / M8	40	25	300	5	33	6,8	M8	2
VGM 40x30 / M10	40	30	300	5	34	8,2	M10	1,5-2
VGM 40x30x3 / M10	40	30	300	5	33	8,2	M10	3
VGM 40x40 / M8	40	-	300	5	33	6,8	M8	1,5-2
VGM 40x40 / M10	40	-	300	5	33	8,2	M10	1,5-2
VGM 40x40 / M10 Kurz *	40	-	300	5	25	8,2	M10	1,5-2
VGM 40x40x1,5 / M10	40	-	300	5	33	8,2	M10	1,2-1,5
VGM 40x40 / M12	40	-	300	5	33	10,2	M12	1,5-2
VGM 40x40 / M16	40	-	300	5	33	13,5	M16	1,5-2
VGM 40x40x2 / M8	40	-	300	5	34	6,8	M8	2

Fortsetzung nächste Seite / *Continue next page*

Gruppe / Group: VGM - siehe Vorseite / look at page before

Bestellnummer *Order Number*	A *A* mm	B *B* mm	F max. *F max.* kg	H *H* mm	L *L* mm	L1 *L1* mm	M *M*	t *t* mm
VGM 40x40x3 / M10	40	-	300	5	33	8,2	M10	3
VGM 40x40x3 / M10 4R4	40	-	300	5	34	8,2	M10	3
VGM 45x25 / M10	45	25	300	5	23	8,2	M10	1,5-2
VGM 45x45 / M8	45	-	300	5	34	6,8	M 8	1,5-2
VGM 50x25 / M10	50	25	300	5	34	8,2	M10	1,5-2
VGM 50x25x3 / M8	50	25	300	5	34	6,8	M 8	3
VGM 50x30 / M8	50	30	300	5	34	6,8	M8	1,5-2
VGM 50x30 / M10	50	30	300	5	34	8,2	M10	1,5-2
VGM 50x30x2,5 / M10	50	30	300	5	34	8,2	M10	2,5
VGM 50x30x3 / M8 OB	50	30	-	-	39	6,8	M8	3
VGM 50x40 / M10	50	40	300	5	33	8,2	M10	1,5-2
VGM 50x50x1,5 / M10	50	-	300	5	34	8,2	M10	1,5
VGM 50x50x2 / M8	50	-	300	5	34	6,8	M8	2
VGM 50x50x2 / M10	50	-	300	5	32	8,2	M10	2
VGM 50x50x2,5 / M10	50	-	300	5	33	8,2	M10	2,5
VGM 50x50x3 / M12	50	-	300	5	34	10,2	M12	3
VGM 55x55x2 / M10	55	-	300	5	34	8,2	M10	2
VGM 60x20 / M8	60	20	300	5	34	6,8	M 8	1,5-2
VGM 60x25x2 / M8	60	25	300	5	34	6,8	M8	2
VGM 60x25x2 / M10	60	25	300	5	34	8,2	M10	2
VGM 60x25x2,5 / M8	60	25	300	5	34	6,8	M8	2,5
VGM 60x30 / M10	60	30	300	5	34	8,2	M10	1,5-2
VGM 60x30 / M12	60	30	300	5	34	10,2	M12	1,5-2
VGM 60x30x3 / M8	60	30	300	5	34	6,8	M8	3
VGM 60x40x1,5-2 / M10	60	40	300	5	34	8,2	M10	1,5-2
VGM 60x40x3 / M10	60	40	300	5	34	8,2	M10	3
VGM 60x40x2 / M16	60	40	300	5	34	13,5	M16	2
VGM 60x60 / M10	60	-	300	5	34	8,2	M10	1,5-2
VGM 60x60 / M10 SO	60	-	300	5	34	8,2	M10	1,5-2
VGM 60x60 / M12	60	-	300	5	34	10,2	M12	1,5-2
VGM 70x25x2,5 / M10	70	25	300	5	34	8,2	M10	2,5
VGM 70x30x2 / M10	70	30	300	5	34	8,2	M10	2
VGM 70x40x3 / M12	70	40	300	5	34	10,2	M12	3
VGM 80x30 / M10	80	30	300	5	34	8,2	M10	1,5-2
VGM 80x40x2 M8 OB	80	40	-	5	39	6,8	M8	2
VGM 80x40x2 / M8	80	40	300	5	34	6,8	M 8	2
VGM 80x80 / M12	80	-	300	5	30	10,2	M12	2
VGM 110x30x2,5 / M10	110	30	300	5	34	8,2	M10	2,5

Standardfarben
- schwarz

Material
- Grundkörper: Polyamid (PA)
- Gewinde: Stahl verzinkt

Bestellhinweise
- Auftragsbezogene Fertigung bei einzelnen Artikelgrößen! Mindestmenge bitte anfragen.
- SO = Sonderausführung; Abmessungen abweichend vom Serienstandard
- OB = ohne Bund
- R = für Rohr mit einem Kantenradius R 6 mm
- 4R4 = für Rohr mit vier Kantenradien R 4 mm
- GF15 = mit 15% Glasfaser
- GF30 = mit 30% Glasfaser
- *) = einteiliger Körper
- Acrylatkleber - Material PUR ist bis zu 5 Jahre UV-stabil.

Standard Colours
- *black*

Material
- *Base body: Polyamide (PA)*
- *Thread: zinc-plated steel*

Order informations
- *Order-related production for individual article sizes! Please ask for minimum quantity.*
- *SO = Special version; dimensions deviate from series standard*
- *OB = without bunch*
- *R = for tubes with one edge radius R 6 mm*
- *4R4 = for tubes with four edge radius R 4 mm*
- *GF15 = with 15% glass fibre*
- *GF30 = with 30% glass fibre*
- **) = one-piece body*
- *Acrylate based adhesive - material PUR is UV-stable up to 5 years.*

Gruppe / Group: 40

Gewindestopfen für Quadratrohre mit umspritztem Stahlgewinde
Threaded plugs for square tubes with overmoulded steel thread

Bestellnummer ***Order Number***	**A** ***A*** **mm**	**F max.** ***F max.*** **kg**	**H** ***H*** **mm**	**L** ***L*** **mm**	**L1** ***L1*** **mm**	**M** ***M***	**t** ***t*** **mm**
40 / 25x25x1,5 18,5 / M10	25	350	6	12,5	7,5	M10	1,5
40 / 25x25x2 18,5 / M10	25	350	6	12,5	7,5	M10	2
40 / 25x25x1,5 35,5 / M10	25	350	6	29,5	7,5	M10	1,5
40 / 25x25x2 34,5 / M10	25	350	6	28,5	7,5	M10	2
40 / 30x30x1,5 19 / M10	30	300	7	12	7,5	M10	1,5
40 / 30x30x1,5 37 / M10	30	600	7	30	7,5	M10	1,5
40 / 30x30x2 19 / M10	30	300	7	12	7,5	M10	2
40 / 30x30x2 36,5 / M10	30	600	7	29,5	7,5	M10	2

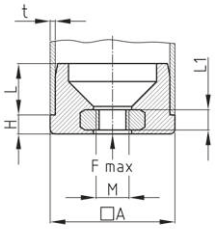

40

40

Standardfarben
- schwarz

Standard Colours
- *black*

Material
- Grundkörper: Polyamid (PA)
- Gewinde: Stahl verzinkt

Material
- *Base body: Polyamide (PA)*
- *Thread: zinc-plated steel*

Gruppe / Group: CG

Gewindestopfen für Vierkantrohre mit umspritzter Gewindemutter (kurz)
Threaded plugs for square tubes with overmoulded threaded nut (short)

Bestellnummer ***Order Number***	**A** ***A*** **mm**	**H** ***H*** **mm**	**L** ***L*** **mm**	**L1** ***L1*** **mm**	**M** ***M***	**t** ***t*** **mm**
CG 20x20 / M8	20	7	30	4	M8	1-2
CG 25x25 / M8	25	7	30	4	M8	1-2
CG 25x25 / M10	25	7	30	4	M10	1-2
CG 30x30 / M10	30	8	30	4	M10	1-2

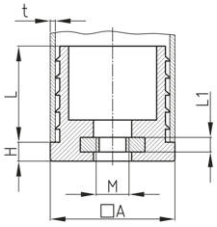

CG

CG

Standardfarben
- schwarz

Standard Colours
- *black*

Material
- Grundkörper: Polyethylen (PE)
- Gewinde: Stahl

Material
- *Base body: Polyethylene (PE)*
- *Thread: steel*

Gruppe / Group: CGM

Gewindestopfen für Vierkantrohre mit umspritzter Gewindemutter (lang)
Threaded plugs for square tubes with overmoulded threaded nut (long)

Bestellnummer ***Order Number***	**A** ***A*** **mm**	**H** ***H*** **mm**	**L** ***L*** **mm**	**L1** ***L1*** **mm**	**M** ***M***	**t** ***t*** **mm**
CGM 20x20 / M8	20	7	30	24	M8	1-2
CGM 25x25 / M8	25	7	30	14	M8	1-2
CGM 25x25 / M10	25	7	30	14	M10	1-2
CGM 30x30 / M8	30	8	30	14	M8	1-2
CGM 30x30 / M10	30	8	30	14	M10	1-2

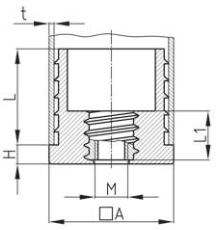

CGM

CGM

Standardfarben
- schwarz

Standard Colours
- *black*

Material
- Grundkörper: Polyethylen (PE)
- Gewinde: Stahl

Material
- *Base body: Polyethylene (PE)*
- *Thread: steel*

Gruppe / Group: J

Gewindestopfen für Vierkantrohre mit umspritzter Gewindemutter
Threaded plugs for square tubes with overmoulded threaded nut

J

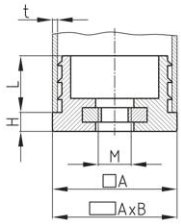

J

Bestellnummer *Order Number*	A *A* mm	B *B* mm	H *H* mm	L *L* mm	M *M*	t *t* mm
J 20x20 / M8	20	-	6	14	M8	1-2
J 25x25 / M8	25	-	7	13	M8	1-2
J 25x25 / M10	25	-	7	13	M10	1-2
J 30x30 / M8	30	-	8	12,8	M8	1-2
J 30x30 / M10	30	-	8	13	M10	1-2
J 30x30x2,5 / M10	30	-	8	13	M10	2,5
J 35x35 / M10	35	-	8	13	M10	1-2
J 35x35x35 / M10 Dreikant	35	-	8	15	M10	1-2
J 40x40 / M10	40	-	8	13	M10	1-2
J 45x45 / M10	45	-	8	13,5	M10	1-2
J 50x25 / M10	50	25	8	12	M10	1-2
J 50x40 / M10	50	40	6	17	M10	1-2
J 60x30 / M10	60	30	6	14	M10	1-2

Standardfarben
- schwarz

Material
- Grundkörper: Polyethylen (PE)
- Gewinde: Stahl

Standard Colours
- *black*

Material
- *Base body: Polyethylene (PE)*
- *Thread: steel*

Gruppe / Group: VGMM

Gewindestopfen für Vierkantrohre mit vernickeltem Messinggewinde
Threaded plugs for square tubes with nickel-plated brass thread

VGMM

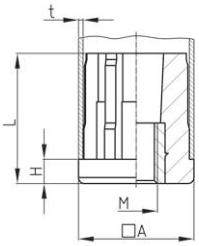

VGMM

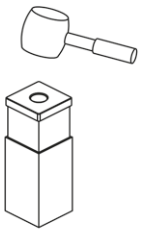

Bestellnummer *Order Number*	A *A* mm	F max. *F max.* kg	H *H* mm	L *L* mm	M *M*	t *t* mm
VGMM 30x30x1,5 / M10	30	550	6	33	M10	1,5
VGMM 30x30x1,5 / M12	30	550	6	33	M12	1,5
VGMM 30x30x1,5 / M14	30	550	6	33	M14	1,5
VGMM 30x30x1,5 / M16	30	550	6	33	M16	1,5
VGMM 35x35x1,5 / M10	35	700	8	43	M10	1,5
VGMM 35x35x1,5 / M12	35	700	8	43	M12	1,5
VGMM 35x35x1,5 / M14	35	700	8	43	M14	1,5
VGMM 35x35x1,5 / M16	35	700	8	43	M16	1,5
VGMM 40x40x1,5 / M10	40	800	8	43	M10	1,5
VGMM 40x40x1,5 / M12	40	800	8	43	M12	1,5
VGMM 40x40x1,5 / M14	40	800	8	43	M14	1,5
VGMM 40x40x1,5 / M16	40	800	8	43	M16	1,5
VGMM 40x40x1,5 / M20	40	800	8	43	M20	1,5

Bestellnummer *Order Number*	A *A* mm	F max. *F max.* kg	H *H* mm	L *L* mm	M *M*	t *t* mm
VGMM 40x40x2 / M10	40	800	8	43	M10	2
VGMM 40x40x2 / M12	40	800	8	43	M12	2
VGMM 40x40x2 / M14	40	800	8	43	M14	2
VGMM 40x40x2 / M16	40	800	8	43	M16	2
VGMM 40x40x2 / M20	40	800	8	43	M20	2
VGMM 50x50x1,5 / M12	50	950	10	55	M12	1,5
VGMM 50x50x1,5 / M14	50	950	10	55	M14	1,5
VGMM 50x50x1,5 / M16	50	950	10	55	M16	1,5
VGMM 50x50x1,5 / M20	50	950	10	55	M20	1,5
VGMM 50x50x2,5 / M12	50	950	10	55	M12	2,5
VGMM 50x50x2,5 / M14	50	950	10	55	M14	2,5
VGMM 50x50x2,5 / M16	50	950	10	55	M16	2,5
VGMM 50x50x2,5 / M20	50	950	10	55	M20	2,5

Standardfarben
- schwarz

Standard Colours
- *black*

Gruppe / Group: VGMM

Material
- Grundkörper: glasfaserverstärktes Polyamid (PA-GF)
- Gewinde: Messing vernickelt

Material
- *Base body: glass fibre reinforced polyamide (PA-GF)*
- *Thread: brass nickel-plated*

Gruppe / Group: VGMS

Gewindestopfen für Vierkantrohre mit Edelstahlgewinde
Threaded plugs for square tubes with stainless steel thread

VGMS

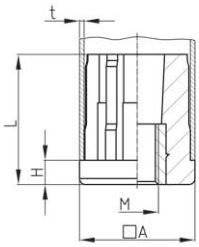

VGMS

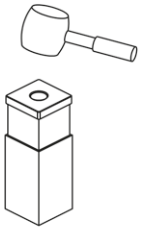

Bestellnummer *Order Number*	A *A* mm	F max. *F max.* kg	H *H* mm	L *L* mm	M *M*	t *t* mm
VGMS 30x30x1,5 / M10	30	550	6	33	M10	1,5
VGMS 30x30x1,5 / M12	30	550	6	33	M12	1,5
VGMS 30x30x1,5 / M14	30	550	6	33	M14	1,5
VGMS 30x30x1,5 / M16	30	550	6	33	M16	1,5
VGMS 35x35x1,5 / M10	35	700	8	43	M10	1,5
VGMS 35x35x1,5 / M12	35	700	8	43	M12	1,5
VGMS 35x35x1,5 / M14	35	700	8	43	M14	1,5
VGMS 35x35x1,5 / M16	35	700	8	43	M16	1,5
VGMS 35x35x1,5 / M20	35	700	8	43	M20	1,5
VGMS 40x40x1,5 / M10	40	800	8	43	M10	1,5
VGMS 40x40x1,5 / M12	40	800	8	43	M12	1,5
VGMS 40x40x1,5 / M14	40	800	8	43	M14	1,5
VGMS 40x40x1,5 / M16	40	800	8	43	M16	1,5
VGMS 40x40x1,5 / M20	40	800	8	43	M20	1,5

Bestellnummer *Order Number*	A *A* mm	F max. *F max.* kg	H *H* mm	L *L* mm	M *M*	t *t* mm
VGMS 40x40x2 / M10	40	800	8	43	M10	2
VGMS 40x40x2 / M12	40	800	8	43	M12	2
VGMS 40x40x2 / M14	40	800	8	43	M14	2
VGMS 40x40x2 / M16	40	800	8	43	M16	2
VGMS 40x40x2 / M20	40	800	8	43	M20	2
VGMS 50x50x1,5 / M12	50	950	10	55	M12	1,5
VGMS 50x50x1,5 / M14	50	950	10	55	M14	1,5
VGMS 50x50x1,5 / M16	50	950	10	55	M16	1,5
VGMS 50x50x1,5 / M20	50	950	10	55	M20	1,5
VGMS 50x50x2,5 / M12	50	950	10	55	M12	2,5
VGMS 50x50x2,5 / M14	50	950	10	55	M14	2,5
VGMS 50x50x2,5 / M16	50	950	10	55	M16	2,5
VGMS 50x50x2,5 / M20	50	950	10	55	M20	2,5

Standardfarben
- schwarz

Material
- Grundkörper: glasfaserverstärktes Polyamid (PA-GF)
- Gewinde: AISI 304 (A2)

Standard Colours
- *black*

Material
- *Base body: glass fibre reinforced polyamide (PA-GF)*
- *Thread: AISI 304 (A2)*

Gruppe / Group: OG

Gewindestopfen für Flachovalrohre mit eingepresster Langmutter
Threaded plugs for flat oval tubes with injected high nut

OG

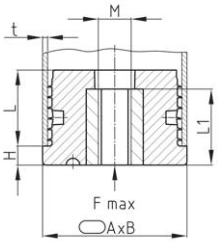

OG

Bestellnummer *Order Number*	A *A* mm	B *B* mm	F max. *F max.* kg	H *H* mm	L *L* mm	L1 *L1* mm	M *M*	t *t* mm
OG 30x15x1 / M8x20	30	15	300	5	19,5	20	M8	1
OG 30x15x1,5 / M8x20	30	15	300	5	19,5	20	M8	1,5
OG 35x20x1,5-2 / M8x20	35	20	300	5	19,5	20	M8	1,5-2
OG 35x20x1,5-2 / M10x20	35	20	300	5	19,5	20	M10	1,5-2
OG 38x20x1,5-2 / M8x20	38	20	300	5	19,5	20	M8	1,5-2
OG 38x20x1,5-2 / M10x20	38	20	300	5	19,5	20	M10	1,5-2
OG 40x20x1,5-2 / M8x20	40	20	300	5	19,5	20	M8	1,5-2
OG 40x20x1,5-2 / M10x20	40	20	300	5	19,5	20	M10	1,5-2

Standardfarben
- schwarz RAL 9005

Standard Colours
- *black RAL 9005*

Material
- Grundkörper: Polyamid (PA)
- Gewinde: Stahl verzinkt

Material
- *Base body: Polyamide (PA)*
- *Thread: zinc-plated steel*

Gruppe / Group: ZN/RU

Gewindestopfen aus Zink-Druckguss für Rundrohre
Threaded plugs of die-cast zinc for round tubes

ZN/RU

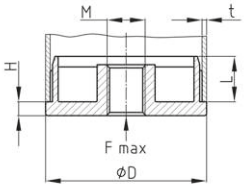

ZN/RU

Bestellnummer *Order Number*	D *D* mm	F max. *F max.* kg	H *H* mm	L *L* mm	M *M*	t *t* mm
ZN40 32x1,5	32	800	5	15	M10x18	1,5
ZN40 32x2	32	800	5	15	M10x18	2
ZN40 38x1,5	38	800	5	15	M10x18	1,5
ZN40 38x2	38	800	5	15	M10x18	2
ZN40 60x2	60	800	5	17	M10x18	2

Material
- Zink-Druckguß

Material
- *Zinc die casting*

Gruppe / Group: ZN/Q

Gewindestopfen aus Zink-Druckguss für Quadratrohre
Threaded plugs of die-cast zinc for square tubes

ZN/Q

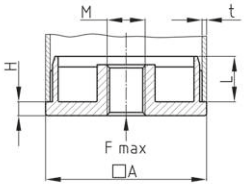

ZN/Q

Bestellnummer *Order Number*	A *A* mm	F max. *F max.* kg	H *H* mm	L *L* mm	M *M*	t *t* mm
ZN40 25x25x1,5	25	800	5	17	M10x18	1,5
ZN40 25x25x2	25	800	5	17	M10x18	2
ZN40 30x30x1,5	30	800	5	15	M10x 18	1,5
ZN40 30x30x2	30	800	5	17	M10x18	2
ZN40 30x30x2,5	30	800	5	17	M10x18	2,5
ZN40 40x40x1,7 (1,5)	40	800	5	17	M10x18	1,7 (1,5)
ZN40 40x40x2	40	800	5	17	M10x18	2
ZN40 40x40x2,5	40	500	5	15	M10x18	2,5

Material
- Zink-Druckguß

Material
- *Zinc die casting*

Gruppe / Group: ZN/RE

Gewindestopfen aus Zink-Druckguss für Rechteckrohre
Threaded plugs of die-cast zinc for rectangular tubes

Bestellnummer *Order Number*	A *A* mm	B *B* mm	F max. *F max.* kg	H *H* mm	L *L* mm	M *M*	t *t* mm
ZN40 50x25x2	50	25	800	5	17	M10x18	2
ZN40 50x30x2	50	30	600	5	15	M10x18	2
ZN40 50x30x2,5	50	30	800	5	17	M10x18	2,5
ZN40 60x30x2	60	30	600	5	15	M10x18	2
ZN40 60x30x2,5	60	30	800	5	17	M10x18	2,5
ZN40 70x30x2,4	70	30	800	5	15	M10x17	2,4
ZN40 80x30x2,5	80	30	800	5	17	M10x18	2,5

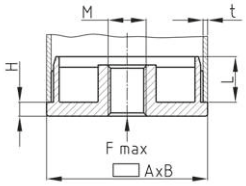

ZN/RE

ZN/RE

Material
- Zink-Druckguß

Material
- *Zinc die casting*

Gruppe / Group: ZN/OV

Gewindestopfen aus Zink-Druckguss für Ovalrohre
Threaded plugs of die-cast zinc for oval tubes

Bestellnummer *Order Number*	A *A* mm	B *B* mm	F max. *F max.* kg	H *H* mm	L *L* mm	M *M*	t *t* mm
ZN40 38x20x1,5 oval	38	20	600	5	15	M10x18	1,5
ZN40 38x20x2 oval	38	20	600	5	15	M10x18	2

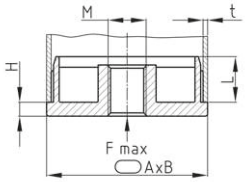

ZN/OV

ZN/OV

Material
- Zink-Druckguß

Material
- *Zinc die casting*

Gruppe / Group: RJ

Justierstopfen für Rundrohre mit einteiligem Außenkörper und gespritztem Gewinde (ab Ø 60 mm mit montierter Gewindeschale)
Adjusting plugs for round tubes with one piece external body and injection moulded thread (from Ø 60 mm with assembled threaded shell)

RJ

RJ (Gewindehülse 22) - 6-kant

RJ (Gewindehülse 25-50)

RJ (Gewindehülse >=60)

RJ (Gewindehülse >=60)

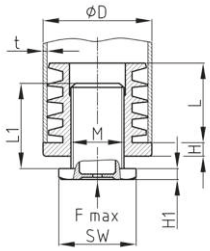

RJ (Gewindehülse <60)

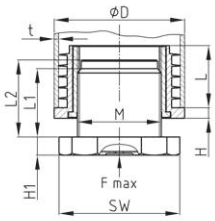

RJ (Gewindehülse >=60)

Bestellnummer ***Order Number***	**D** ***D*** **mm**	**F max.** ***F max.*** **kg**	**H** ***H*** **mm**	**H1** ***H1*** **mm**	**L** ***L*** **mm**	**L1** ***L1*** **mm**	**M** ***M***	**SW** ***WAF*** **mm**	**t** ***t*** **mm**	
RJ 22x1,5-2 / M10x25 / 6K	22	100	5	4	16,7	24	M10	20	1,5-2	NEW
RJ 25x1,5-2 / M16x25 / 8k	25	150	5	5	19,7	22	M16	24	1,5-2	
RJ 25x1,5-2 / M16x60 / 8k	25	150	5	5	19,7	60	M16	24	1,5-2	
RJ 30x1-1,5 / M22x25 / 8k	30	300	5	5	19,7	29	M22	28	1-1,5	
RJ 30x1-1,5 / M22x60 / 8k	30	300	5	5	19,7	60	M22	28	1-1,5	
RJ 30x1,5-2 K / M22x25 / 8k *	30	250	5	5	27	29	M22	28	1,5-2	
RJ 32x1,5-2 / M22x25 / 8k **	32	300	5	5	19,7	29	M22	28	1,5-2	
RJ 32x1,5-2 / M22x60 / 8k **	32	300	5	5	19,7	60	M22	28	1,5-2	
RJ 35x2-2,5 / M22x25 / 8k	35	300	5	5	29,3	29	M22	28	2-2,5	
RJ 35x2-2,5 / M22x60 / 8k	35	300	5	5	29,3	60	M22	28	2-2,5	
RJ 35x1,5-2 / M22x25 / 8k	35	300	5	5	29,3	29	M22	28	1,5-2	
RJ 35x1,5-2 / M22x60 / 8k	35	300	5	5	29,3	60	M22	28	1,5-2	
RJ 38x1,5-2 / M22x25 / 8k	38	300	5	5	29,3	29	M22	28	1,5-2	
RJ 38x1,5-2 / M22x60 / 8k	38	300	5	5	29,3	60	M22	28	1,5-2	
RJ 40x2-2,5 / M22x25 / 8k **	40	300	5	5	29,3	29	M22	28	2-2,5	
RJ 40x2-2,5 / M22x60 / 8k **	40	300	5	5	29,3	60	M22	28	2-2,5	
RJ 40x1,5-2 / M22x25 / 8k **	40	300	5	5	29,3	29	M22	28	1,5-2	
RJ 40x1,5-2 / M22x60 / 8k **	40	300	5	5	29,3	60	M22	28	1,5-2	
RJ 42x1,5-2 / M30x30 / 8k	42	300	5	5	29,3	31	M30	41	1,5-2	
RJ 42x1,5-2 / M30x60 / 8k	42	300	5	5	29,3	60	M30	41	1,5-2	
RJ 45x1,5-2 / M30x30 / 8k	45	300	5	5	29,3	31	M30	41	1,5-2	
RJ 45x1,5-2 / M30x60 / 8k	45	300	5	5	29,3	60	M30	41	1,5-2	
RJ 48x1,5-2 / M30x30 / 8k	48	300	5	5	29,3	31	M30	41	1,5-2	
RJ 48x1,5-2 / M30x60 / 8k	48	300	5	5	29,3	60	M30	41	1,5-2	
RJ 50,8x1,2-2 / M30x30 / 8k	50,8	300	5	5	29,3	31	M30	41	1,2-2	
RJ 50,8x1,2-2 / M30x60 / 8k	50,8	300	5	5	29,3	60	M30	41	1,2-2	
RJ 50x2-2,5 / M30x30 / 8k	50	300	5	5	29,3	31	M30	41	2-2,5	
RJ 50x2-2,5 / M30x60 / 8k	50	300	5	5	29,3	60	M30	41	2-2,5	
RJ 50x1,5-2 / M30x30 / 8k	50	300	5	5	29,3	31	M30	41	1,5-2	
RJ 50x1,5-2 / M30x60 / 8k	50	300	5	5	29,3	60	M30	41	1,5-2	
RJ 60x1,5-2 / S42x2x40 / 12k	60	300	6	10	34,7	40	S42x2	58	1,5-2	
RJ 60x1,5-2 / S42x2x80 / 12k	60	300	6	10	34,7	80	S42x2	58	1,5-2	
RJ 80x1,5-2 / S56x2x40 / 12k	80	300	6	10	34,7	40	S56x2	74	1,5-2	
RJ 80x1,5-2 / S56x2x80 / 12k	80	300	6	10	34,7	80	S56x2	74	1,5-2	

Gruppe / Group: RJ

Standardfarben
- schwarz RAL 9005

Material
- Polyamid 6 (PA 6)

Bestellhinweise
- Ihre gesuchte Größe / gesuchtes Design ist nicht dabei? - Fragen Sie unser Verkaufsteam!
- *) K = zweigeteilt montierter Außenkörper
- **) = Die Lamellenform der Mutter kann geschlossen oder unterbrochen sein

Standard Colours
- *black RAL 9005*

Material
- *Polyamide 6 (PA 6)*

Order informations
- *Your searched size / design is not included? - Please ask our sales team!*
- **) K = split assembled outer part*
- ***) = The lamella shape of the nut can be closed or interrupted*

Gruppe / Group: RJAF

Justierstopfen für Rundrohre mit einteiligem Außenkörper, gespritztem Gewinde und Filzgleitfläche
Adjusting plugs for round tubes with one piece external body, injection moulded thread and felt slide base

RJAF

RJAF

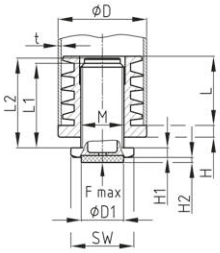

RJAF

Bestellnummer *Order Number*	D *D* mm	D1 *D1* mm	F max. *F max.* kg	H *H* mm	H1 *H1* mm	H2 *H2* mm	L *L* mm	L1 *L1* mm	M *M*	SW *WAF* mm	t *t* mm
RJAF 30x1-1,5 / M22x25 / 8k	30	25	300	5	5	3	19,7	29	M22	28	1-1,5
RJAF 30x1-1,5 / M22x60 / 8k	30	25	300	5	5	3	19,7	60	M22	28	1-1,5
RJAF 30x1,5-2 K / M22x25 / 8 *	30	25	250	5	5	3	27	29	M22	28	1,5-2
RJAF 32x1,5-2 / M22x25 / 8k **	32	25	300	5	5	3	19,7	29	M22	28	1,5-2
RJAF 32x1,5-2 / M22x60 / 8k **	32	25	300	5	5	3	19,7	60	M22	28	1,5-2
RJAF 35x2-2,5 / M22x25 / 8k	35	25	300	5	5	3	92,3	29	M22	28	2-2,5
RJAF 35x2-2,5 / M22x60 / 8k	35	25	300	5	5	3	29,3	60	M22	28	2-2,5
RJAF 35x1,5-2 / M22x25 / 8k	35	25	300	5	5	3	29,3	29	M22	28	1,5-2
RJAF 35x1,5-2 / M22x60 / 8k	35	25	300	5	5	3	29,3	60	M22	28	1,5-2
RJAF 38x1,5-2 / M22x25 / 8k	38	25	300	5	5	3	29,3	29	M22	28	1,5-2
RJAF 38x1,5-2 / M22x60 / 8k	38	25	300	5	5	3	29,3	60	M22	28	1,5-2
RJAF 40x2-2,5 / M22x25 / 8k **	40	25	300	5	5	3	29,3	29	M22	28	2-2,5
RJAF 40x2-2,5 / M22x60 / 8k **	40	25	300	5	5	3	29,3	60	M22	28	2-2,5
RJAF 40x1,5-2 / M22x25 / 8k **	40	25	300	5	5	3	29,3	29	M22	28	1,5-2
RJAF 40x1,5-2 / M22x60 / 8k **	40	25	300	5	5	3	29,3	60	M22	28	1,5-2
RJAF 45x1,5-2 / M30x30 / 8k	45	25	300	5	5	3	29,3	31	M30	41	1,5-2
RJAF 50x1,5-2 / M30x30 / 8k	50	25	300	5	5	3	29,3	31	M30	41	1,5-2

Standardfarben
- schwarz RAL 9005

Material
- Grundkörper: Polyamid 6 (PA 6)
- Gleitfläche: synthetischer Nadelfilz (PEs)

Bestellhinweise
- *) K = zweigeteilt montierter Außenkörper
- **) = Die Lamellenform der Mutter kann geschlossen oder unterbrochen sein

Standard Colours
- *black RAL 9005*

Material
- *Base body: Polyamide (PA 6)*
- *Slide base: synthetic needle felt (polyester)*

Order informations
- **) K = split assembled outer part*
- ***) = The lamella shape of the nut can be closed or interrupted*

Gruppe / Group: RJG

Justierstopfen für Rundrohre mit Gleitschutzstopfen, einteiligem Außenkörper und gespritztem Gewinde (ab 60 mit montierter Gewindeschale)
Adjusting plugs for round tubes with slip stopper, one piece outer body and injection moulded thread (from Ø 60 mm with assembled threaded shell)

RJG

RJG (<60)

RJG (>=60)

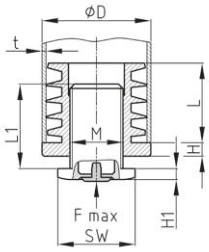

RJG (<60)

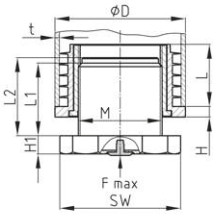

RJG (>=60)

Bestellnummer *Order Number*	D *D* mm	F max. *F max.* kg	H *H* mm	H1 *H1* mm	L *L* mm	L1 *L1* mm	M *M*	SW *WAF* mm	t *t* mm
RJG 25x1,5-2 / M16x25 / 8k	25	150	5	5	19,7	22	M16	24	1,5-2
RJG 30x1-1,5 / M22x25 / 8k	30	300	5	5	19,7	29	M22	28	1-1,5
RJG 30x1,5-2 K / M22x25 / 8k *	30	250	5	5	27	29	M22	28	1,5-2
RJG 32x1,5-2 / M22x25 / 8k **	32	300	5	5	19,7	29	M22	28	1,5-2
RJG 35x1,5-2 / M22x25 / 8k	35	300	5	5	29,3	29	M22	28	1,5-2
RJG 35x2-2,5 / M22x25 / 8k	35	300	5	5	29,3	29	M22	28	2-2,5
RJG 38x1,5-2 / M22x25 / 8k	38	300	5	5	29,3	29	M22	28	1,5-2
RJG 40x1,5-2 / M22x25 / 8k **	40	300	5	5	29,3	29	M22	28	1,5-2
RJG 40x2-2,5 / M22x25 / 8k **	40	300	5	5	29,3	29	M22	28	2-2,5
RJG 42x1,5-2 / M30x30 / 8k	42	300	5	5	29,3	31	M30	41	1,5-2
RJG 45x1,5-2 / M30x30 / 8k	45	300	5	5	29,3	31	M30	41	1,5-2
RJG 50x1,5-2 / M30x30 / 8k	50	300	5	5	29,3	31	M30	41	1,5-2
RJG 50,8x1,2-2 / M30x30 / 8k	50	300	5	5	29,3	31	M30	41	1,2-2
RJG 60x1,5-2 / S42x2x40 / 12k	60	300	6	10	34,7	40	S42x2	58	1,5-2
RJG 80x1,5-2 / S56x2x40 / 12k	80	300	6	10	34,7	40	S56x2	74	1,5-2

Standardfarben
- schwarz RAL 9005

Material
- Polyamid 6 (PA 6)

Bestellhinweise
- *) K = zweigeteilt montierter Außenkörper
- **) = Die Lamellenform der Mutter kann geschlossen oder unterbrochen sein

Standard Colours
- *black RAL 9005*

Material
- *Polyamide 6 (PA 6)*

Order informations
- *) K = split assembled outer part*
- **) = The lamella shape of the nut can be closed or interrupted*

Gruppe / Group: RJB

Justierstopfen mit Blende für Rundrohre mit einteiligem Außenkörper und gespritztem Gewinde
Adjusting plugs with cover for round tubes and with one piece outer body and injection moulded thread

RJB

RJB

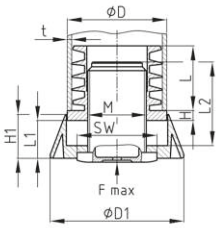

RJB

Bestellnummer *Order Number*	D *D* mm	D1 *D1* mm	F max. *F max.* kg	H *H* mm	H1 *H1* mm	L *L* mm	L1 *L1* mm	L2 *L2* mm	M *M*	SW *WAF* mm	t *t* mm
RJB 50x1,5-2 / M30x30 /8k	50	70	300	5	23,5	29,3	8-20	27	M30	41	1,5-2

Standardfarben
- schwarz RAL 9005

Material
- Polyamid 6 (PA 6)

Standard Colours
- *black RAL 9005*

Material
- *Polyamide 6 (PA 6)*

Gruppe / Group: RJGB

Justierstopfen mit Blende für Rundrohre, Gleitschutzstopfen, einteiligem Außenkörper und gespritztem Gewinde
Adjusting plugs with cover for round tubes, slip stopper, one piece outer body and injection moulded thread

RJGB

RJGB

RJGB

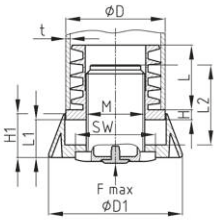

RJGB

Bestellnummer *Order Number*	D *D* mm	D1 *D1* mm	F max. *F max.* kg	H *H* mm	H1 *H1* mm	L *L* mm	L1 *L1* mm	L2 *L2* mm	M *M*	SW *WAF* mm	t *t* mm
RJGB 50x1,5-2 / M30x30 / 8k	50	70	300	5	23,5	29,3	8-20	27	M30	41	1,5-2

Standardfarben
- schwarz RAL 9005

Material
- Polyamid 6 (PA 6)

Standard Colours
- *black RAL 9005*

Material
- *Polyamide 6 (PA 6)*

Gruppe / Group: RJ SPEZIAL

Schwere Justierstopfen für Rundrohre (kombinierbare Einzelteile –> Produktinformationen)
Heavy duty adjusting plugs for round tubes (combinable assembly –> Product Information)

RJ SPEZIAL

RJ SPEZIAL-Adapter

RJ SPEZIAL-Kontermutter

RJ SPEZIAL-Blendhülse

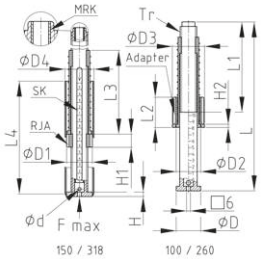

RJ SPEZIAL

Bestellnummer *Order Number*	V1 *V 1*	V2 *V 2*	V3 *V 3*	V4 *V 4*	V5 *V 5*	V6 *V 6*	V7 *V 7*	V8 *V 8*	V9 *V 9*	V10 *V 10*	V11 *V 11*	V12 *V 12*	V13 *V 13*
RJ sp. Gewindehülse 38x1,5	X	-	-	-	X	-	-	-	X	-	-	-	-
RJ sp. Gewindehülse 38x2	-	X	-	-	-	X	-	-	-	X	-	-	-
RJ sp. Gewindehülse 40x1,5	-	-	X	-	-	-	X	-	-	-	X	-	-
RJ sp. Gewindehülse 40x2	-	-	-	X	-	-	-	X	-	-	-	X	-
RJ sp. Adapter50x1,5 (38x1,5)	-	-	-	-	-	-	-	-	-	-	-	-	-
RJ sp. Adapter 50x2 (38x1,5)	-	-	-	-	-	-	-	-	-	-	-	-	-
RJ sp. Schraube 100 / 260 SK	X	X	X	X	-	-	-	-	-	-	-	-	-
RJ sp. Schraube 150 / 318	-	-	-	-	X	X	X	X	-	-	-	-	-
RJ sp. Schraube 150 / 318 MRK	-	-	-	-	-	-	-	-	-	-	-	-	-
RJ sp. Schraube 150 / 318 MRK SK	-	-	-	-	-	-	-	-	X	X	X	X	X
RJ sp. Kontermutter 39 / 21 (25)	-	-	-	-	X	X	X	X	X	X	X	X	X
RJ sp. Blendhülse 43x175	-	-	-	-	-	-	-	-	-	-	-	-	-

Bestellnummer *Order Number*	d *d* mm	D *D* mm	D1 *D1* mm	D2 *D2* mm	D3 *D3* mm	D4 *D4* mm	F max. *F max.* kg	H *H* mm	H1 *H1* mm	H2 *H2* mm	L *L* mm	L1 *L1* mm	L2 *L2* mm	L3 *L3* mm	L4 *L4* mm	Tr *Tr* mm
RJ sp. Gewindehülse 38x1,5	-	-	-	38	-	-	-	-	-	5	-	-	-	140	-	26x5
RJ sp. Gewindehülse 38x2	-	-	-	38	-	-	-	-	-	5	-	-	-	140	-	26x5
RJ sp. Gewindehülse 40x1,5	-	-	-	40	-	-	-	-	-	5	-	-	-	140	-	26x5
RJ sp. Gewindehülse 40x2	-	-	-	40	-	-	-	-	-	5	-	-	-	140	-	26x5
RJ sp. Adapter50x1,5 (38x1,5)	-	-	-	-	50	-	-	-	-	5	-	-	47	-	-	-
RJ sp. Adapter 50x2 (38x1,5)	-	-	-	-	50	-	-	-	-	5	-	-	47	-	-	-
RJ sp. Schraube 100 / 260 SK	7	38	-	-	-	-	500	7	-	-	260	140	-	-	-	26x5
RJ sp. Schraube 150 / 318	5	40	-	-	-	-	500	7	-	-	320	320	-	-	-	26x5
RJ sp. Schraube 150 / 318 MRK	5	40	-	-	-	-	500	7	-	-	320	320	-	-	-	26x5
RJ sp. Schraube 150 / 318 MRK SK	5	40	-	-	-	-	500	7	-	-	320	320	-	-	-	26x5
RJ sp. Kontermutter 39 / 21 (25)	-	-	39	-	-	-	-	-	21	-	-	-	-	-	-	26x5
RJ sp. Blendhülse 43x175	-	-	-	-	-	45	-	-	-	-	-	-	-	-	175	-

Standardfarben
- schwarz

Material
- Polyamid (PA)

Standard Colours
- *black*

Material
- *Polyamide (PA)*

Gruppe / Group: RJLR

Schwere Justierstopfen für Rundrohre mit runder Aufstellfläche
Heavy duty adjusting plugs for round tubes with round base

Bestellnummer *Order Number*	D *D* mm	D1 *D1* mm	H *H* mm	H1 *H1* mm	L *L* mm	L1 *L1* mm	L2 *L2* mm	t *t* mm
RJLR 60x1,5	70	60	8	6	270	274	0-200	1,5
RJLR 60x2	70	60	8	6	270	274	0-200	2

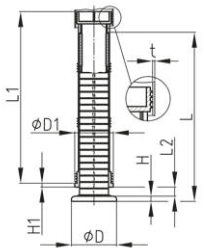

RJLR

RJLR

Standardfarben
- schwarz

Standard Colours
- *black*

Material
- ABS

Material
- *ABS*

Gruppe / Group: RJLS

Schwere Justierstopfen für Rundrohre mit Sechskant-Aufstellfläche
Heavy duty adjusting plugs for round tubes with hexagonal base

Bestellnummer *Order Number*	D1 *D1* mm	H *H* mm	H1 *H1* mm	L *L* mm	L1 *L1* mm	L2 *L2* mm	SW *WAF* mm	t *t* mm
RJLS 60x1,5	60	8	6	270	274	0-200	60	1,5
RJLS 60x2	60	8	6	270	274	0-200	60	2

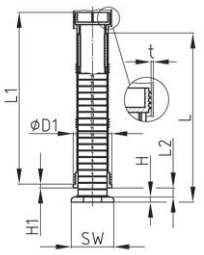

RJLS

RJLS

Standardfarben
- schwarz

Standard Colours
- *black*

Material
- ABS

Material
- *ABS*

Gruppe / Group: RJLM

Schwere Justierstopfen für Rundrohre mit runder Aufstellfläche
Heavy duty adjusting plugs for round tubes with round base

Bestellnummer *Order Number*	D *D* mm	D1 *D1* mm	H *H* mm	H1 *H1* mm	L *L* mm	L1 *L1* mm	L2 *L2* mm	t *t* mm
RJLM 50x1,5 D	50	50	15	4	213	96	120	1,5
RJLM 50x2 D	50	50	15	4	213	96	120	2
RJLM 50x1,5	60	50	15	4	213	96	120	1,5
RJLM 50x2	60	50	15	4	213	96	120	2
RJLM 55x2	65	55	15	4	213	96	120	2
RJLM 60x1,5	70	60	15	4	213	96	120	1,5
RJLM 60x2	70	60	15	4	213	96	120	2

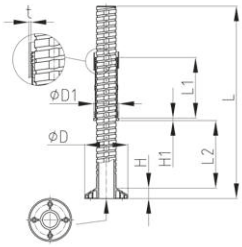

RJLM

RJLM

Standardfarben
- schwarz

Standard Colours
- *black*

Material
- ABS

Material
- *ABS*

Bestellhinweise
- D = Fußdurchmesser ist 50 mm

Order informations
- *D = foot diameter is 50 mm*

Gruppe / Group: RJLB

Schwere Justierstopfen für Rundrohre mit neigbarem Fuß
Heavy duty adjusting plugs for round tubes with inclinable base

RJLB

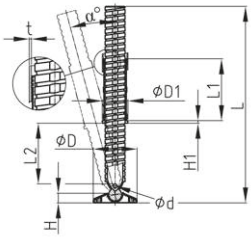

RJLB

Bestellnummer *Order Number*	α *α* °	d *d* mm	D *D* mm	D1 *D1* mm	H *H* mm	H1 *H1* mm	L *L* mm	L1 *L1* mm	L2 *L2* mm	t *t* mm
RJLB 40x1,5	0-40	6,5	68	40	15	4	305	96	0-225	1,5
RJLB 40x1,5 kurz	0-40	6,5	68	40	15	4	220	96	0-140	1,5
RJLB 40x2	0-40	6,5	68	40	15	4	305	96	0-225	2
RJLB 40x2 kurz	0-40	6,5	68	40	15	4	220	96	0-140	2
RJLB 42x1,5 kurz	0-40	6,5	68	42	15	4	220	96	0-140	1,5
RJLB 42x2	0-40	6,5	68	42	15	4	305	96	0-225	2
RJLB 42x2 kurz	0-40	6,5	68	42	15	4	220	96	0-140	2

Standardfarben
- schwarz

Material
- Polyamid, glasfaserverstärkt (PA-GF)

Standard Colours
- *black*

Material
- *Polyamide, glass fibre reinforced (PA-GF)*

Gruppe / Group: RJLF

Schwere Justierstopfen für Rundrohre mit großer runder Aufstellfläche
Heavy duty adjusting plugs for round tubes with big round base

RJLF

Bestellnummer *Order Number*	D *D* mm	D1 *D1* mm	H *H* mm	H1 *H1* mm	L *L* mm	L1 *L1* mm	L2 *L2* mm	t *t* mm
RJLF 40x1,5	68	40	16	4	305	96	0-245	1,5
RJLF 40x1,5 kurz	68	40	16	4	220	96	0-160	1,5
RJLF 40x2	68	40	16	4	305	96	0-245	2
RJLF 40x2 kurz	68	40	16	4	220	96	0-160	2
RJLF 42x1,5	68	42	16	4	305	96	0-245	1,5
RJLF 42x1,5 kurz	68	42	16	4	220	96	0-160	1,5
RJLF 42x2	68	42	16	4	305	96	0-245	2
RJLF 42x2 kurz	68	42	16	4	220	96	0-160	2

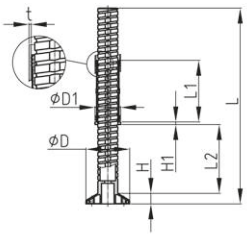

RJLF

Standardfarben
- schwarz

Material
- Polyamid, glasfaserverstärkt (PA-GF)

Standard Colours
- *black*

Material
- *Polyamide, glass fibre reinforced (PA-GF)*

Gruppe / Group: RJLF2

Schwere Justierstopfen für Rundrohre mit kleiner runder Aufstellfläche
Heavy duty adjusting plugs for round tubes with small round base

Bestellnummer *Order Number*	D *D* mm	D1 *D1* mm	H *H* mm	H1 *H1* mm	L *L* mm	L1 *L1* mm	L2 *L2* mm	t *t* mm
RJLF2 40x1,5	40	40	9	4	283,5	96	170	1,5
RJLF2 40x1,5 kurz	40	40	9	4	198,5	96	100	1,5
RJLF2 40x2	40	40	9	4	283,5	96	170	2
RJLF2 40x2 kurz	40	40	9	4	198,5	96	100	2
RJLF2 42x1,5	40	42	9	4	283,5	96	170	1,5
RJLF2 42x1,5 kurz	40	42	9	4	198,5	96	100	1,5
RJLF2 42x2	40	42	9	4	283,5	96	170	2
RJLF2 42x2 kurz	40	42	9	4	198,5	96	100	2

RJLF2

Standardfarben
- schwarz

Material
- Polyamid, glasfaserverstärkt (PA-GF)

Standard Colours
- *black*

Material
- *Polyamide, glass fibre reinforced (PA-GF)*

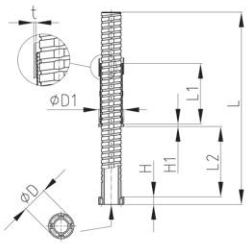

RJLF2

Gruppe / Group: PSRS

Justierstopfen für Rundrohre mit neigbarem Fuß
Adjusting plugs for round tubes with inclinable foot

PSRS

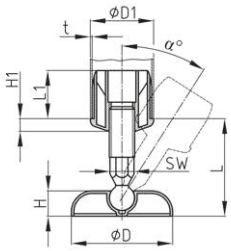

PSRS

Bestellnummer *Order Number*	α *α* °	D *D* mm	D1 *D1* mm	H *H* mm	H1 *H1* mm	L *L* mm	L1 *L1* mm	SW *WAF* mm	t *t* mm
PSRS 80-20x65 / 50x1,5	38	80	50	20	5-11	58-80	38	17	1,5-1,75

Standardfarben
- schwarz

Material
- Gewindebolzen: Polyamid (PA)
- Fuß: Polypropylen (PP)
- Gewindestopfen: Polypropylen (PP)

Standard Colours
- *black*

Material
- *Threaded bolt: Polyamide (PA)*
- *Base: Polypropylene (PP)*
- *Threaded plug: Polypropylene (PP)*

Gruppe / Group: VJ

Justierstopfen für Vierkantrohre mit einteiligem Außenkörper und gespritztem Gewinde (ab Ø 60 mm mit montierter Gewindeschale)
Adjusting plugs for square tubes with one piece outer body and injected thread (from Ø 60 mm with assembled threaded shell)

VJ (Gewindehülse 25-50)

VJ (Gewindehülse =60)

VJ (Gewindehülse 20-22) - 6k

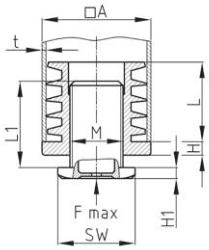

VJ (Gewindehülse <60)

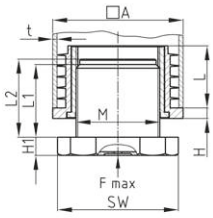

VJ (Gewindehülse =60)

Bestellnummer *Order Number*	A *A* mm	F max. *F max.* kg	H *H* mm	H1 *H1* mm	L *L* mm	L1 *L1* mm	M *M*	SW *WAF* mm	t *t* mm
VJ 20x20x1,5-2 / M10x25 /6k	20	100	5	4	16,7	24	M10	20	1,5-2
VJ 22x22x1,5-2 / M10x25 /6k	22	100	5	4	16,7	24	M10	20	1,5-2
VJ 25x25x1-1,5 / M16x25 /8k	25	150	5	5	20	22	M16	24	1-1,5
VJ 25x25x1,5-2 / M16x25 /8k	25	150	5	5	20	22	M16	24	1,5-2
VJ 25x25x1-1,5 / M16x60 /8k	25	150	5	5	20	60	M16	24	1-1,5
VJ 25x25x1,5-2 / M16x60 /8k	25	150	5	5	20	60	M16	24	1,5-2
VJ 30x30x1-1,5 / M22x25 /8k	30	300	5	5	19,5	29	M22	28	1-1,5
VJ 30x30x1,5-2 / M22x25 /8k *	30	300	5	5	19,5	29	M22	28	1,5-2
VJ 30x30x1-1,5 / M22x60 /8k	30	300	5	5	19,5	60	M22	28	1-1,5
VJ 30x30x1,5-2 / M22x60 /8k *	30	300	5	5	19,5	60	M22	28	1,5-2
VJ 35x35x1,5-2 / M22x25 /8k	35	300	5	5	29,3	29	M22	28	1,5-2
VJ 35x35x2-2,5 / M22x25 /8k	35	300	5	5	29,3	29	M22	28	2-2,5
VJ 35x35x1,5-2 / M22x60 /8k	35	300	5	5	29,3	60	M22	28	1,5-2
VJ 35x35x2-2,5 / M22x60 /8k	35	300	5	5	29,3	60	M22	28	2-2,5
VJ 40x40x1,5-2 / M22x25 /8k	40	300	5	5	29,3	29	M22	28	1,5-2
VJ 40x40x2-2,5 / M22x25 /8k	40	300	5	5	29,3	29	M22	28	2-2,5
VJ 40x40x1,5-2 / M22x60 /8k	40	300	5	5	29,3	60	M22	28	1,5-2
VJ 40x40x2-2,5 / M22x60 /8k	40	300	5	5	29,3	60	M22	28	2-2,5
VJ 45x45x1,5-2 / M30x30 /8k	45	300	5	5	29,3	31	M30	41	1,5-2
VJ 45x45x1,5-2 / M30x60 /8k	45	300	5	5	29,3	60	M30	41	1,5-2
VJ 50x50x1,5-2 / M30x30 /8k	50	300	5	5	29,3	31	M30	41	1,5-2
VJ 50x50x2-2,5 / M30x30 /8k	50	300	5	5	29,3	31	M30	41	2-2,5
VJ 50x50x1,5-2 / M30x60 /8k	50	300	5	5	29,3	60	M30	41	1,5-2
VJ 50x50x2-2,5 / M30x60 /8k	50	300	5	5	29,3	60	M30	41	2-2,5
VJ 60x60x1,5-2 /S42x2x40/12k	60	175	6	10	34,8	37	S42x2	58	1,5-2
VJ 60x60x1,5-2/S42x2x80/12k	60	175	6	10	34,8	80	S42x2	58	1,5-2

Standardfarben
- schwarz RAL 9005

Material
- Polyamid 6 (PA 6)

Bestellhinweise
- Ihre gesuchte Größe / gesuchtes Design ist nicht dabei? - Fragen Sie unser Verkaufsteam!
- *) = Die Lamellenform der Mutter kann geschlossen oder unterbrochen sein

Standard Colours
- *black RAL 9005*

Material
- *Polyamide 6 (PA 6)*

Order informations
- *Your searched size / design is not included? - Please ask our sales team!*
- **) = The lamella shape of the nut can be closed or interrupted*

Gruppe / Group: VJAF

Justierstopfen für Vierkantrohre mit einteiligem Außenkörper, gespritztem Gewinde und Filzgleitfläche
Adjusting plugs for square tubes with one piece outer body, injection moulded thread and felt slide base

VJAF

VJAF

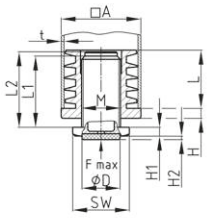

VJAF

Bestellnummer *Order Number*	A *A* mm	D *D* mm	F max. *F max.* kg	H *H* mm	H1 *H1* mm	H2 *H2* mm	L *L* mm	L1 *L1* mm	M *M*	SW *WAF* mm	t *t* mm
VJAF 30x30x1-1,5/M22x25/8k	30	25	300	5	5	3	19,5	29	M22	28	1-1,5
VJAF 30x30x1-1,5/M22x60/8k	30	25	300	5	5	3	19,5	60	M22	28	1-1,5
VJAF 30x30x1,5-2/M22x25/8k *	30	25	300	5	5	3	19,5	29	M22	28	1,5-2
VJAF 30x30x1,5-2/M22x60/8k *	30	25	300	5	5	3	19,5	60	M22	28	1,5-2
VJAF 35x35x1,5-2/M22x25/8k	35	25	300	5	5	3	29,3	29	M22	28	1,5-2
VJAF 35x35x1,5-2/M22x60/8k	35	25	300	5	5	3	29,3	60	M22	28	1,5-2
VJAF 35x35x2-2,5/M22x25/8k	35	25	300	5	5	3	29,3	29	M22	28	2-2,5
VJAF 35x35x2-2,5/M22x60/8k	35	25	300	5	5	3	29,3	60	M22	28	2-2,5
VJAF 40x40x1,5-2/M22x25/8k	40	25	300	5	5	3	29,3	29	M22	28	1,5-2
VJAF 40x40x1,5-2/M22x60/8k	40	25	300	5	5	3	29,3	60	M22	28	1,5-2
VJAF 40x40x2-2,5/M22x25/8k	40	25	300	5	5	3	29,3	29	M22	28	2-2,5
VJAF 40x40x2-2,5/M22x60/8k	40	25	300	5	5	3	29,3	60	M22	28	2-2,5
VJAF 45x45x1,5-2/M30x30/8k	45	25	300	5	5	3	29,3	29	M22	28	1,5-2
VJAF 50x50x1,5-2/M30x30/8k	50	25	300	5	5	3	29,3	31	M30	41	1,5-2

Standardfarben
- schwarz RAL 9005

Material
- Grundkörper: Polyamid 6 (PA 6)
- Gleitfläche: synthetischer Nadelfilz (PEs)

Bestellhinweise
- *) = Die Lamellenform der Mutter kann geschlossen oder unterbrochen sein

Standard Colours
- *black RAL 9005*

Material
- *Base body: Polyamide (PA 6)*
- *Slide base: synthetic needle felt (polyester)*

Order informations
- *) = *The lamella shape of the nut can be closed or interrupted*

Gruppe / Group: VJG

Justierstopfen für Vierkantrohre mit Gleitschutzstopfen, einteiligem Außenkörper (ab Ø 60 mm mit montierter Gewindeschale) und gespritztem Gewinde
Adjusting plugs for square tubes with anti-slip plug, one-piece outer body (from Ø 60 mm with mounted threaded shell) and injection moulded thread

VJG

VJG < 60

VJG 60

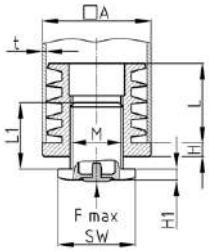

VJG < 60

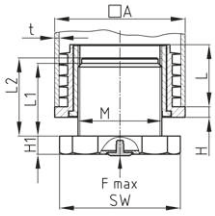

VJG 60

Bestellnummer *Order Number*	A *A* mm	F max. *F max.* kg	H *H* mm	H1 *H1* mm	L *L* mm	L1 *L1* mm	M *M*	SW *WAF* mm	t *t* mm
VJG 25x25x1-1,5 / M16x25 /8k	25	150	5	5	20	22,5	M16	24	1-1,5
VJG 25x25x1,5-2 / M16x25 /8k	25	150	5	5	20	22,5	M16	24	1,5-2
VJG 30x30x1-1,5 / M22x25 /8k	30	300	5	5	19,5	29	M22	28	1-1,5
VJG 30x30x1,5-2 / M22x25 /8k *	30	300	5	5	19,5	29	M22	28	1,5-2
VJG 35x35x1,5-2 / M22x25 /8k	35	300	5	5	29,3	29	M22	28	1,5-2
VJG 35x35x2-2,5 / M22x25 /8k	35	300	5	5	29,3	29	M22	28	2-2,5
VJG 40x40x1,5-2 / M22x25 /8k	40	300	5	5	29,3	29	M22	28	1,5-2
VJG 40x40x2-2,5 / M22x25 /8k	40	300	5	5	29,3	29	M22	28	2-2,5
VJG 45x45x1,5-2 / M30x30 /8k	45	300	5	5	29,3	31	M30	41	1,5-2
VJG 50x50x1,5-2 / M30x30 /8k	50	300	5	5	29,3	31	M30	41	1,5-2
VJG 50x50x2-2,5 / M30x30/8k	50	300	5	5	29,3	31	M30	41	2-2,5
VJG 60x60x1,5-2/S42x2x40/12k	60	175	6	10	34,8	37	M42x2	58	1,5-2

Standardfarben
- schwarz RAL 9005

Material
- Polyamid 6 (PA 6)

Bestellhinweise
- *) = Die Lamellenform der Mutter kann geschlossen oder unterbrochen sein

Standard Colours
- *black RAL 9005*

Material
- *Polyamide 6 (PA 6)*

Order informations
- *) = The lamella shape of the nut can be closed or interrupted*

Gruppe / Group: VJGR

Justierstopfen für Vierkantrohre mit Gleitschutzstopfen, einteiligem Außenkörper, einer Kante R6 und gespritztem Gewinde
Adjusting plugs for square tubes with anti-slip plugs, one-piece outer body, one edge R6 and injection-moulded thread

VJGR

VJGR

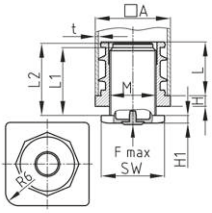

VJGR

Bestellnummer *Order Number*	A *A* mm	F max. *F max.* kg	H *H* mm	H1 *H1* mm	L *L* mm	L1 *L1* mm	M *M*	SW *WAF* mm	t *t* mm
VJGR 30x30x1,5-2 / M22x25 /8	30	300	5	5	19,5	29	M22	28	1,5-2

Standardfarben
- schwarz RAL 9005

Standard Colours
- *black RAL 9005*

Gruppe / Group: VJGR

Material
- Polyamid 6 (PA 6)

Material
- *Polyamide 6 (PA 6)*

Gruppe / Group: VJR

Justierstopfen für Vierkantrohre mit einteiligem Außenkörper, einer Kante R6 und gespritztem Gewinde
Adjusting plugs for square tubes with one piece external body, an edge R6 and injection moulded thread

VJR

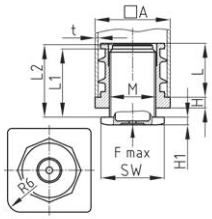

VJR

Bestellnummer *Order Number*	A *A* mm	F max. *F max.* kg	H *H* mm	H1 *H1* mm	L *L* mm	L1 *L1* mm	M *M*	SW *WAF* mm	t *t* mm
VJR 30x30x1,5-2 / M22x25 /8k	30	300	5	5	19,5	29	M22	28	1,5-2
VJR 30x30x1,5-2 / M22x60 /8k	30	300	5	5	19,5	60	M22	28	1,5-2

Standardfarben
- schwarz RAL 9005

Standard Colours
- *black RAL 9005*

Material
- Polyamid 6 (PA 6)

Material
- *Polyamide 6 (PA 6)*

Gruppe / Group: VJRAF

Justierstopfen für Vierkantrohre mit einteiligem Außenkörper, einer Kante R6, gespritztem Gewinde und Filzgleitfläche
Adjusting plugs for square tubes with one piece outer body, an edge R6, injection moulded thread and felt slide base

VJRAF

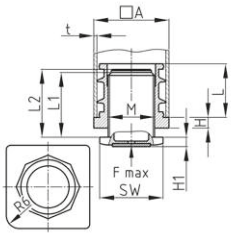

VJRAF

Bestellnummer *Order Number*	A *A* mm	F max. *F max.* kg	H *H* mm	H1 *H1* mm	L *L* mm	L1 *L1* mm	M *M*	R *R* mm	SW *WAF* mm	t *t* mm
VJRAF 30x30x1,5-2/M22x25/8k	30	300	5	8	19,5	29	M22	6	28	1,5-2
VJRAF 30x30x1,5-2/M22x60/8k	30	300	5	8	19,5	60	M22	6	28	1,5-2

Standardfarben
- schwarz RAL 9005

Standard Colours
- *black RAL 9005*

Material
- Grundkörper: Polyamid 6 (PA 6)
- Gleitfläche: synthetischer Nadelfilz (PEs)

Material
- *Base body: Polyamide (PA 6)*
- *Slide base: synthetic needle felt (polyester)*

Gruppe / Group: VJ/RE

Justierstopfen für Rechteckrohre mit einteiligem Außenkörper und gespritztem Gewinde
Adjusting plugs for rectangular tubes with one piece outer body and injection moulded thread

VJ/RE

VJ/RE

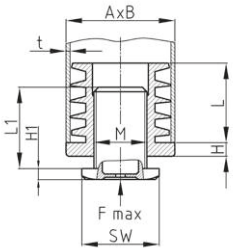

VJ/RE

Bestellnummer *Order Number*	A *A* mm	B *B* mm	F max. *F max.* kg	H *H* mm	H1 *H1* mm	L *L* mm	L1 *L1* mm	M *M*	SW *WAF* mm	t *t* mm
VJ 60x40x1,5-2 / M22x25 / 8k	60	40	400	5	5	29	29	22	28	1,5-2
VJ 60x40x1,5-2 / M22x60 / 8k	60	40	400	5	5	29	60	22	28	1,5-2

Standardfarben
- schwarz RAL 9005

Material
- Grundkörper: Polyamid (PA)

Standard Colours
- *black RAL 9005*

Material
- *Base body: Polyamide (PA)*

Gruppe / Group: VJAF/RE

Justierstopfen für Rechteckrohre mit einteiligem Außenkörper, gespritztem Gewinde und Filzgleitfläche
Adjusting plugs for rectangular tubes with one piece outer body, injection moulded thread and felt slide base

VJAF/RE

VJAF/RE

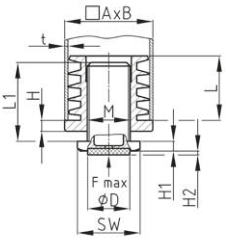

VJAF/RE

Bestellnummer *Order Number*	A *A* mm	B *B* mm	D *D* mm	F max. *F max.* kg	H *H* mm	H1 *H1* mm	H2 *H2* mm	L *L* mm	L1 *L1* mm	M *M*	SW *WAF* mm	t *t* mm
VJAF 60x40x1,5-2 / M22x25 / 8k	60	40	25	400	5	5	3	29	29	22	28	1,5-2
VJAF 60x40x1,5-2 / M22x60 / 8k	60	40	25	400	5	5	3	29	60	22	28	1,5-2

Standardfarben
- schwarz RAL 9005

Material
- Grundkörper: Polyamid (PA)
- Gleitfläche: synthetischer Nadelfilz (PEs)

Standard Colours
- *black RAL 9005*

Material
- *Base body: Polyamide (PA)*
- *Slide base: synthetic needle felt (polyester)*

Gruppe / Group: VJG/RE

Justierstopfen für Rechteckrohre mit Gleitschutzstopfen, einteiligem Außenkörper und gespritztem Gewinde
Adjusting plugs for rectangular tubes with anti-slip plug, one-piece outer body and injection-moulded thread

VJG/RE

VJG/RE

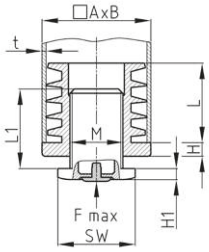

VJG/RE

Bestellnummer *Order Number*	A *A* mm	B *B* mm	F max. *F max.* kg	H *H* mm	H1 *H1* mm	L *L* mm	L1 *L1* mm	M *M*	SW *WAF* mm	t *t* mm
VJG 60x40x1,5-2 / M22x25 / 8k	60	40	400	5	5	29	29	22	28	1,5-2

Standardfarben
- schwarz RAL 9005

Material
- Grundkörper: Polyamid (PA)
- Gleitschutzeinsatz: Polyurethan (PUR)

Standard Colours
- *black RAL 9005*

Material
- *Base body: Polyamide (PA)*
- *Anti-slip insert: Polyurethane (PUR)*

Gruppe / Group: VJK/R

Justierstopfen für Rechteckrohre mit zweiteiligem Außenkörper und gespritztem Gewinde
Adjusting plugs for rectangular tubes with two-piece outer body and injection-moulded thread

VJK

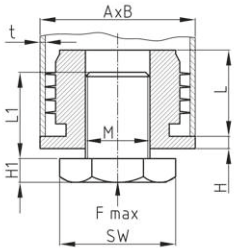

VJK

Bestellnummer *Order Number*	A *A* mm	B *B* mm	F max. *F max.* kg	H *H* mm	H1 *H1* mm	L *L* mm	L1 *L1* mm	M *M*	SW *WAF* mm	t *t* mm
VJK30x20 / M12x30	30	20	100	5	5	23-34	32	M12	19	1,5-2
VJK30x20 / M12x50	30	20	100	5	5	23-34	52	M12	19	1,5-2
VJK40x20 / M12x30	40	20	100	5	5	23-34	32	M12	19	1,5-2
VJK40x20 / M12x50	40	20	100	5	5	23-34	52	M12	19	1,5-2
VJK40x25x2 / M16x30/21 *	40	25	150	5	8	23-34	40	M16	21	2
VJK40x25x2 / M16x30 *	40	25	150	5	5	23-34	37	M16	27	2
VJK40x25x2 / M16x30/8 *	40	25	150	5	8	23-34	39	M16	27	2
VJK40x25x3 / M12x30 *	40	25	100	5	5	23-34	32	M12	19	3
VJK40x25x3 / M12x50 *	40	25	100	5	5	23-34	52	M12	19	3
VJK40x27 / M22x30 *	40	27	250	5	5	23-34	35	M22	27	1,5
VJK40x27 / M22x30/8 *	40	27	250	5	8	23-34	38	M22	27	1,5
VJK40x27 / M22x50 *	40	27	250	5	5	23-34	52	M22	27	1,5
VJK40x27 / M22x80 *	40	27	250	5	5	23-34	85	M22	27	1,5
VJK40x30 / M22x30	40	30	250	5	5	23-34	35	M22	27	1,5-2
VJK40x30 / M22x30/8	40	30	250	5	8	23-34	38	M22	27	1,5-2
VJK40x30 / M22x50	40	30	250	5	5	23-34	52	M22	27	1,5-2

Fortsetzung nächste Seite / *Continue next page*

Gruppe / Group: VJK/R - siehe Vorseite / look at page before

Bestellnummer *Order Number*	A *A* mm	B *B* mm	F max. *F max.* kg	H *H* mm	H1 *H1* mm	L *L* mm	L1 *L1* mm	M *M*	SW *WAF* mm	t *t* mm
VJK40x30 / M22x80	40	30	250	5	5	23-34	85	M22	27	1,5-2
VJK40x30x3 / M22x30 *	40	30	250	5	5	23-34	35	M22	27	2,5-3
VJK40x30x3 / M22x30/8 *	40	30	250	5	8	23-34	38	M22	27	2,5-3
VJK40x30x3 / M22x50 *	40	30	250	5	5	23-34	52	M22	27	2,5-3
VJK40x30x3 / M22x80 *	40	30	250	5	5	23-34	85	M22	27	2,5-3
VJK45x25 / M16x30/21 *	45	25	150	5	8	23-34	40	M16	21	1,5-2
VJK45x25 / M16x30 *	45	25	150	5	5	23-34	37	M16	27	1,5-2
VJK45x25 / M16x30/8 *	45	25	150	5	8	23-34	39	M16	27	1,5-2
VJK50x20 / M12x30	50	20	100	5	5	23-34	32	M12	19	1,5-2
VJK50x20 / M12x50	50	20	100	5	5	23-34	52	M12	19	1,5-2
VJK50x25 / M16x30/21 *	50	25	150	5	8	23-34	40	M16	21	1,5-2
VJK50x25 / M16x30 *	50	25	150	5	5	23-34	37	M16	27	1,5-2
VJK50x25 / M16x30/8 *	50	25	150	5	8	23-34	39	M16	27	1,5-2
VJK50x30 / M22x30	50	30	250	5	5	23-34	35	M22	27	1,5-2
VJK50x30 / M22x30/8	50	30	250	5	8	23-34	38	M22	27	1,5-2
VJK50x30 / M22x50	50	30	250	5	5	23-34	52	M22	27	1,5-2
VJK50x30 / M22x80	50	30	250	5	5	23-34	85	M22	27	1,5-2
VJK50x40 / M22x30	50	40	250	5	5	23-34	35	M22	27	1,5-2
VJK50x40 / M22x30/8	50	40	250	5	8	23-34	38	M22	27	1,5-2
VJK50x40 / M22x50	50	40	250	5	5	23-34	52	M22	27	1,5-2
VJK50x40 / M22x80	50	40	250	5	5	23-34	85	M22	27	1,5-2
VJK55x25 / M16x30/21	55	25	150	5	8	23-34	40	M16	21	1,5-2
VJK55x25 / M16x30	55	25	150	5	5	23-34	37	M16	27	1,5-2
VJK55x25 / M16x30/8	55	25	150	5	8	23-34	38	M16	27	1,5-2
VJK55x34 / M22x30	55	34	250	5	5	23-34	35	M22	27	1,5-2
VJK55x34 / M22x30/8	55	34	250	5	8	23-34	38	M22	27	1,5-2
VJK55x34 / M22x50	55	34	250	5	5	23-34	52	M22	27	1,5-2
VJK55x34 / M22x80	55	34	250	5	5	23-34	85	M22	27	1,5-2
VJK60x30 / M22x30	60	30	250	5	5	23-34	35	M22	27	1,5-2
VJK60x30 / M22x30/8	60	30	250	5	8	23-34	38	M22	27	1,5-2
VJK60x30 / M22x50	60	30	250	5	5	23-34	52	M22	27	1,5-2
VJK60x30 / M22x80	60	30	250	5	5	23-34	85	M22	27	1,5-2
VJK60x30x3 / M16x30/21 *	60	30	150	5	8	23-34	40	M16	21	3
VJK60x30x3 / M16x30 *	60	30	150	5	5	23-34	37	M16	27	3
VJK60x30x3 / M16x30/8 *	60	30	150	5	8	23-34	38	M16	27	3
VJK60x40 / M22x30	60	40	250	5	5	23-34	35	M22	27	1,5-2
VJK60x40 / M22x30/8	60	40	250	5	8	23-34	38	M22	27	1,5-2
VJK60x40 / M22x50	60	40	250	5	5	23-34	52	M22	27	1,5-2
VJK60x40 / M22x80	60	40	250	5	5	23-34	85	M22	27	1,5-2
VJK80x30 / M22x30	80	30	250	5	5	23-34	35	M22	27	1,5-2
VJK80x30 / M22x30 / 8	80	30	250	5	8	23-34	38	M22	27	1,5-2
VJK80x30 / M22x50	80	30	250	5	5	23-34	52	M22	27	1,5-2
VJK80x30 / M22x80	80	30	250	5	5	23-34	85	M22	27	1,5-2
VJK 100x40 / M22x30 *	100	40	250	5	5	23-34	35	M22	27	1,5-2
VJK100x40 / M22x30/8 *	100	40	250	5	8	23-34	38	M22	27	1,5-2
VJK 100x40x2,5-3 / M22x30 *	100	40	250	5	8	23-34	38	M22	27	2,5-3
VJK100x40 / M22x50 *	100	40	250	5	5	23-34	52	M22	27	1,5-2
VJK100x40 / M22x80 *	100	40	250	5	5	23-34	85	M22	27	1,5-2

Standardfarben
- schwarz

Material
- Polyamid 6 (PA 6)

Bestellhinweise
- *) = Auftragsbezogene Fertigung! Mindestmenge bitte anfragen.
- ... / 8 = Schraubenkopf ist 8 mm hoch
- ... / 21 = Schraubenkopf = SW 21
- Ihre gesuchte Größe / gesuchtes Design ist nicht dabei? - Fragen Sie unser Verkaufsteam!

Standard Colours
- *black*

Material
- *Polyamide 6 (PA 6)*

Order informations
- **) = Order related production! Please ask for minimum quantity.*
- *... / 8 = screw head is 8 mm high*
- *... / 21 = screw head = WAF 21*
- *Your searched size / design is not included? - Please ask our sales team!*

Gruppe / Group: VJLQ1

Schwere Justierstopfen für Vierkantrohre mit runder Aufstellfläche
Heavy duty adjusting plugs for square tubes with round base

Bestellnummer *Order Number*	A *A* mm	D *D* mm	H *H* mm	H1 *H1* mm	L *L* mm	L1 *L1* mm	L2 *L2* mm	t *t* mm
VJLQ1 50x50x1,5	50	60	15	4	213	96	120	1,5
VJLQ1 50x50x2	50	60	15	4	213	96	120	2
VJLQ1 60x60x2	60	70	15	4	213	96	120	2

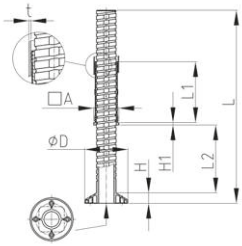

VJLQ1

VJLQ1

Standardfarben
- schwarz

Standard Colours
- *black*

Material
- ABS

Material
- *ABS*

Gruppe / Group: VJLQ2

Schwere Justierstopfen für Vierkantrohre mit Vierkant-Aufstellfläche
Heavy duty adjusting plugs for square tubes with square base

Bestellnummer *Order Number*	A *A* mm	A1 *A1* mm	H *H* mm	H1 *H1* mm	L *L* mm	L1 *L1* mm	L2 *L2* mm	t *t* mm
VJLQ2 50x50x1,5	50	50	12	4	213	96	120	1,5
VJLQ2 50x50x2	50	50	12	4	213	96	120	2

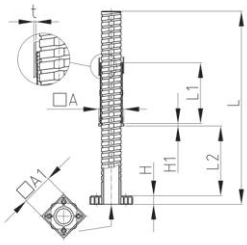

VJLQ2

VJLQ2

Standardfarben
- schwarz

Standard Colours
- *black*

Material
- ABS

Material
- *ABS*

Gruppe / Group: VJLQ3

Schwere Justierstopfen für Vierkantrohre mit kleiner runder Aufstellfläche
Heavy duty adjusting plugs for square tubes with small round base

Bestellnummer *Order Number*	A *A* mm	D *D* mm	H *H* mm	H1 *H1* mm	L *L* mm	L1 *L1* mm	L2 *L2* mm	t *t* mm
VJLQ3 40x40x1,5	40	40	9	4	283,5	96	170	1,5
VJLQ3 40x40x1,5 K	40	40	9	4	198,5	96	100	1,5
VJLQ3 40x40x2	40	40	9	4	283,5	96	170	2
VJLQ3 40x40x2 K	40	40	9	4	198,5	96	100	2

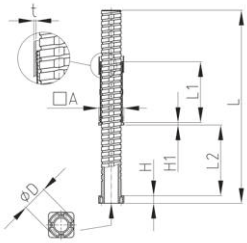

VJLQ3

VJLQ3

Standardfarben
- schwarz

Standard Colours
- *black*

Material
- Polyamid, glasfaserverstärkt (PA-GF)

Material
- *Polyamide, glass fibre reinforced (PA-GF)*

Gruppe / Group: VJLQ4

Schwere Justierstopfen für Vierkantrohre mit großer runder Aufstellfläche
Heavy duty adjusting plugs for square tubes with big round base

VJLQ4

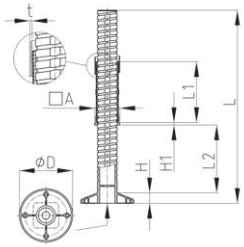

VJLQ4

Bestellnummer *Order Number*	A *A* mm	D *D* mm	H *H* mm	H1 *H1* mm	L *L* mm	L1 *L1* mm	L2 *L2* mm	t *t* mm
VJLQ4 40x40x1,5	40	68	15	4	283,5	96	170	1,5
VJLQ4 40x40x1,5 K	40	68	15	4	198,5	96	100	1,5
VJLQ4 40x40x2	40	68	15	4	283,5	96	170	2
VJLQ4 40x40x2 K	40	68	15	4	198,5	96	100	2

Standardfarben
- schwarz

Material
- Polyamid, glasfaserverstärkt (PA-GF)

Standard Colours
- *black*

Material
- *Polyamide, glass fibre reinforced (PA-GF)*

Gruppe / Group: OVJ

Justierstopfen für Flachovalrohre mit einteiligem Außenkörper und gespritztem Gewinde
Adjustable feet for flat oval tubes with one piece outer body and injection moulded thread

OVJ

OVJ

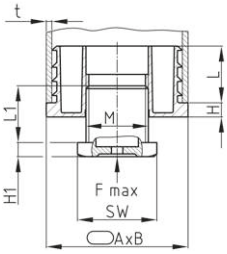

OVJ

Bestellnummer *Order Number*	A *A* mm	B *B* mm	F max. *F max.* kg	H *H* mm	H1 *H1* mm	L *L* mm	L1 *L1* mm	M *M*	SW *WAF* mm	t *t* mm
OVJ 50x30x1,5-2 / M22x25 /8k	50	30	300	5	5	20	29,5	M22	28	1,5-2
OVJ 50x30x1,5-2 / M22x60 /8k	50	30	300	5	5	20	60	M22	28	1,5-2

Standardfarben
- schwarz RAL 9005

Material
- Polyamid 6 (PA 6)

Bestellhinweise
- Ihre gesuchte Größe / gesuchtes Design ist nicht dabei? - Fragen Sie unser Verkaufsteam!

Standard Colours
- *black RAL 9005*

Material
- *Polyamide 6 (PA 6)*

Order informations
- *Your searched size / design is not included? - Please ask our sales team!*

Gruppe / Group: OVJAF

Justierstopfen für Flachovalrohre mit einteiligem Außenkörper, gespritztem Gewinde und aufgeschweißter Filzgleitfläche
Adjustable feet for flat oval tubes with one piece outer body, injection moulded thread and welded felt

OVJAF

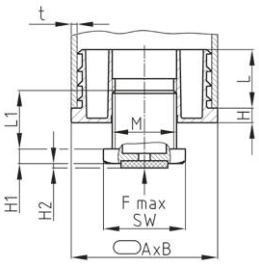

OVJAF

Bestellnummer *Order Number*	A *A* mm	B *B* mm	F max. *F max.* kg	H *H* mm	H1 *H1* mm	H2 *H2* mm	L *L* mm	L1 *L1* mm	M *M*	SW *WAF* mm	t *t* mm
OVJAF 50x30x1,5-2/M22x25/8k	50	30	300	5	5	3	20	29,5	M22	28	1,5-2

Standardfarben
- schwarz RAL 9005

Material
- Grundkörper: Polyamid 6 (PA 6)
- Gleitfläche: synthetischer Nadelfilz (PEs)

Standard Colours
- *black RAL 9005*

Material
- *Base body: Polyamide (PA 6)*
- *Slide base: synthetic needle felt (polyester)*

Gruppe / Group: OVJG

Justierstopfen für Flachovalrohre mit Gleitschutzstopfen, einteiligem Außenkörper und gespritztem Gewinde
Adjustable feet for flat oval tubes with slip stopper and one piece outer body and injection moulded thread

OVJG

OVJG

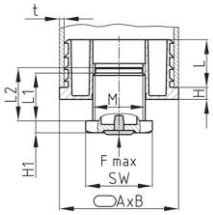

OVJG

Bestellnummer *Order Number*	A *A* mm	B *B* mm	F max. *F max.* kg	H1 *H1* mm	H *H* mm	L *L* mm	L1 *L1* mm	M *M*	SW *WAF* mm	t *t* mm
OVJG 50x30x1,5-2 / M22x25 /8k	50	30	300	5	5	20	29,5	M22	28	1,5-2

Standardfarben
- schwarz RAL 9005

Material
- Polyamid 6 (PA 6)

Standard Colours
- *black RAL 9005*

Material
- *Polyamide 6 (PA 6)*

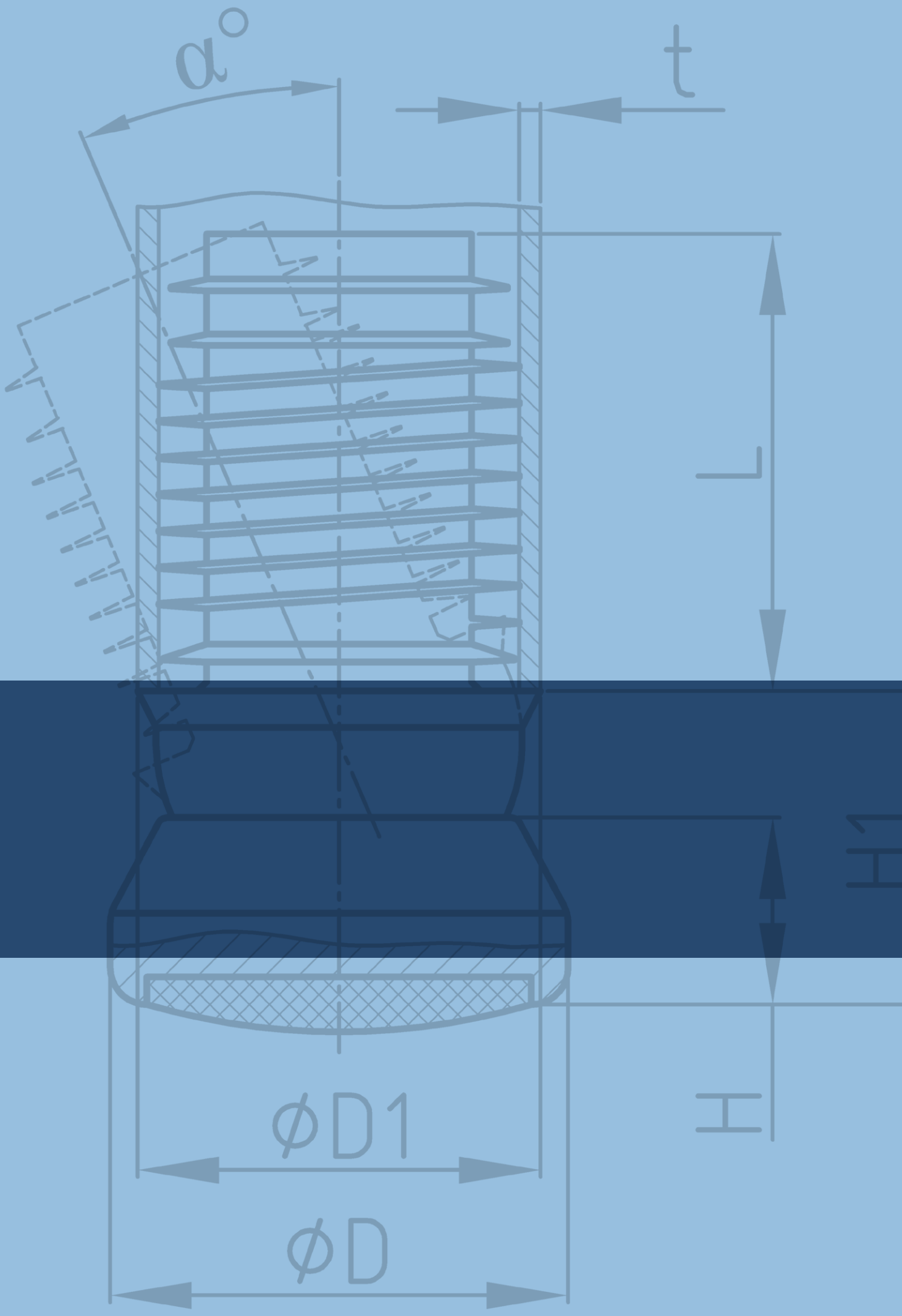
α°
t
L
H
H
ØD1
ØD

Möbelgleiter

Furniture glides

Tilt glides

Gruppe / Group: GG 2000

Hochbelastbare Gelenkgleiter mit Kunststoffgleitfläche (ab Ø 30 mm geeignet für Sportböden nach DIN 18032)
Heavy duty (intended use) articulated glides with plastic slide base (base from Ø 30 mm qualified for sport floors DIN 18032)

GG 2000

GG 2000 extra Schaft

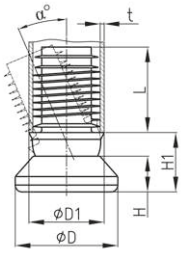

GG 2000

LGA Prüfsiegel

Bestellnummer *Order Number*	α *α* °	D *D* mm	D1 *D1* mm	H *H* mm	H1 *H1* mm	L *L* mm	t *t* mm
GG2000 25 / 16x1-1,5	19 (-22)	25	16	9	15,5	24,5	1-1,5
GG2000 25 / 16x1,5-2	19 (-22)	25	16	9	15,5	24,5	1,5-2
GG2000 25 / 16x2-2,5	19 (-22)	25	16	9	15,5	24,5	2-2,5
GG2000 25 / 18x1,5-2	19 (-22)	25	18	9	15,5	24,5	1,5-2
GG2000 25 / 18x2-2,25	19 (-22)	25	18	9	15,5	24,5	2-2,25
GG2000 25 / 18x2,5-3	19 (-22)	25	18	9	15,5	24,5	2,5-3
GG2000 25 / 19x1-1,5	19 (-22)	25	19	10	18,5	24,5	1-1,5
GG2000 25 / 19x1,5-2	19 (-22)	25	19	10	18,5	24,5	1,5-2
GG2000 25 / 20x1,5-2	19 (-22)	25	20	10	18,5	24,5	1,5-2
GG2000 25 / 20x1,2-1,5 e.S.	19 (-22)	25	20	10	18,5	24,5	1,2-1,5
GG2000 25 / 20x1,75-2 e.S.	19 (-22)	25	20	10	18,5	24,5	1,75-2
GG2000 25 / 22x1-1,5	19 (-22)	25	22	10	18,5	24,5	1-1,5
GG2000 25 / 22x1,5-2	19 (-22)	25	22	10	18,5	24,5	1,5-2
GG2000 25 / 25x1,5-2	19 (-22)	25	25	10	18,5	24,5	1,5-2
GG2000 25 / 28x1,5-2	19 (-22)	25	28	10	18,5	24,5	1,5-2
GG2000 30 / 16x1,5-2	19 (-22)	30	16	8,5	14	24,5	1,5-2
GG2000 30 / 16x2-2,5	19 (-22)	30	16	8,5	14	24,5	2-2,5
GG2000 30 / 18x1,5-2	19 (-22)	30	18	8,5	14	24,5	1,5-2
GG2000 30 / 18x2-2,25	19 (-22)	30	18	8,5	14	24,5	2-2,25
GG2000 30 / 18x2,5-3	19 (-22)	30	18	8,5	14	24,5	2,5-3
GG2000 30 / 19x1-1,5	19 (-22)	30	19	10,5	19	24,5	1-1,5
GG2000 30 / 19x1,5-2	19 (-22)	30	19	10,5	19	24,5	1,5-2
GG2000 30 / 20x1,5-2	19 (-22)	30	20	10,5	19	24,5	1,5-2
GG2000 30 / 20x1,2-1,5 e.S.	19 (-22)	30	20	10,5	19	24,5	1,2-1,5
GG2000 30 / 20x1,75-2 e.S.	19 (-22)	30	20	10,5	19	24,5	1,75-2
GG2000 30 / 22x1-1,5	19 (-22)	30	22	10,5	19	24,5	1-1,5
GG2000 30 / 22x1,5-2	19 (-22)	30	22	10,5	19	24,5	1,5-2
GG2000 30 / 25x1,5-2	19 (-22)	30	25	10,5	19	24,5	1,5-2
GG2000 30 / 28x1,5-2	19 (-22)	30	28	10,5	19	24,5	1,5-2
GG2000 35 / 19x1-1,5	19 (-22)	35	19	10,5	17,5	24,5	1-1,5
GG2000 35 / 19x1,5-2	19 (-22)	35	19	10,5	17,5	24,5	1,5-2
GG2000 35 / 20x1,5-2	19 (-22)	35	20	10,5	17,5	24,5	1,5-2
GG2000 35 / 22x1-1,5	19 (-22)	35	22	10,5	17,5	24,5	1-1,5
GG2000 35 / 22x1,5-2	19 (-22)	35	22	10,5	17,5	24,5	1,5-2
GG2000 35 / 25x1,5-2	19 (-22)	35	25	10,5	17,5	24,5	1,5-2
GG2000 35 / 28x1,5-2	19 (-22)	35	28	10,5	17,5	24,5	1,5-2

Standardfarben
- schwarz RAL 9005

Material
- Polyamid 6 (PA 6)

Bestellhinweise
- e.S. = extra Schaft

Standard Colours
- *black RAL 9005*

Material
- *Polyamide 6 (PA 6)*

Order informations
- *e.S. = extra shank*

Gruppe / Group: GGH 2000

Hochbelastbare Gelenkgleiter mit weicher, haftender und geräuschdämpfender Gleitfläche (ab Ø 30 mm Sportbodeneignung - DIN 18032)
Heavy duty (intended use) articulated glides with soft, non-slipping and silencing plastic slide base (from Ø 30 mm qualified for sport floors DIN 18032)

GGH 2000

GGH 2000 extra Schaft

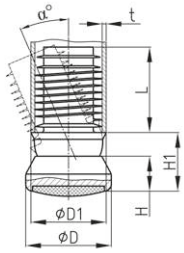

GGH 2000

LGA Prüfsiegel

Bestellnummer *Order Number*	α *α* °	D *D* mm	D1 *D1* mm	H *H* mm	H1 *H1* mm	L *L* mm	t *t* mm
GGH2000 25/16x1,5-2	19 (-22)	25	16	9,5	15,5	24,5	1,5-2
GGH2000 25/16x2-2,5	19 (-22)	25	16	9,5	15,5	24,5	2-2,5
GGH2000 25/18x1,5-2	19 (-22)	25	18	9,5	15,5	24,5	1,5-2
GGH2000 25/18x2-2,25	19 (-22)	25	18	9,5	15,5	24,5	2-2,25
GGH2000 25/18x2,5-3	19 (-22)	25	18	9,5	15,5	24,5	2,5-3
GGH2000 25/19x1-1,5	19 (-22)	25	19	10,5	18	24,5	1-1,5
GGH2000 25/19x1,5-2	19 (-22)	25	19	10,5	18	24,5	1,5-2
GGH2000 25/20x1,5-2	19 (-22)	25	20	10,5	18	24,5	1,5-2
GGH2000 25/20x1,2-1,5 e.S.	19 (-22)	25	20	10,5	18	24,5	1,2-1,5
GGH2000 25/20x1,75-2 e.S.	19 (-22)	25	20	10,5	18	24,5	1,75-2
GGH2000 25/22x1,5-2	19 (-22)	25	22	10,5	18	24,5	1,5-2
GGH2000 25/25x1,5-2	19 (-22)	25	25	10,5	18	24,5	1,5-2
GGH2000 25/28x1,5-2	19 (-22)	25	28	10,5	18	24,5	1,5-2
GGH2000 30/16x1,5-2	19 (-22)	30	16	9,5	15,5	24,5	1,5-2
GGH2000 30/16x2-2,5	19 (-22)	30	16	9,5	15,5	24,5	2-2,5
GGH2000 30/18x1,5-2	19 (-22)	30	18	9,5	15,5	24,5	1,5-2
GGH2000 30/18x2-2,25	19 (-22)	30	18	9,5	15,5	24,5	2-2,25
GGH2000 30/18x2,5-3	19 (-22)	30	18	9,5	15,5	24,5	2,5-3
GGH2000 30/19x1-1,5	19 (-22)	30	19	10,5	18,5	24,5	1-1,5
GGH2000 30/19x1,5-2	19 (-22)	30	19	10,5	18,5	24,5	1,5-2
GGH2000 30/20x1,5-2	19 (-22)	30	20	10,5	18,5	24,5	1,5-2
GGH2000 30/20x1,2-1,5 e.S.	19 (-22)	30	20	10,5	18,5	24,5	1,2-1,5
GGH2000 30/20x1,75-2 e.S.	19 (-22)	30	20	10,5	18,5	24,5	1,75-2
GGH2000 30/22x1,5-2	19 (-22)	30	22	10,5	18,5	24,5	1,5-2
GGH2000 30/25x1,5-2	19 (-22)	30	25	10,5	18,5	24,5	1,5-2
GGH2000 30/28x1,5-2	19 (-22)	30	28	10,5	18,5	24,5	1,5-2

Standardfarben
- schwarz RAL 9005

Material
- Grundkörper: Polyamid 6 (PA 6)
- Gleitfläche: elastischer, teilvulkanisierter Thermoplast (TPE-V)

Bestellhinweise
- e.S. = extra Schaft

Standard Colours
- *black RAL 9005*

Material
- *Base body: Polyamide (PA 6)*
- *Slide base: elastic partly vulcanised thermoplast (TPE-V)*

Order informations
- *e.S. = extra shank*

Gruppe / Group: GGUG 2000

Hochbelastbare Gelenkgleiter mit PTFE-Gleitfläche
Heavy duty (intended use) articulated glides with PTFE slide base

GGUG 2000

GGUG 2000 extra Schaft

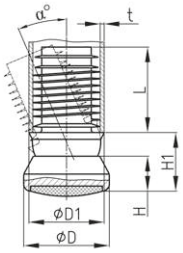

GGUG 2000

LGA Qualitäts-Zertifikat
mit Sicherheit geprüfte Qualität
www.lga.info
ID 1111211724

LGA Prüfsiegel

Bestellnummer *Order Number*	α *α* °	D *D* mm	D1 *D1* mm	H *H* mm	H1 *H1* mm	L *L* mm	t *t* mm
GGUG2000 25 / 16x1,5-2	19 (-22)	25	16	9,5	15,5	24,5	1,5-2
GGUG2000 25 / 16x2-2,5	19 (-22)	25	16	9,5	15,5	24,5	2-2,5
GGUG2000 25 / 18x1,5-2	19 (-22)	25	18	9,5	15,5	24,5	1,5-2
GGUG2000 25 / 18x2-2,25	19 (-22)	25	18	9,5	15,5	24,5	2-2,25
GGUG2000 25 / 18x2,5-3	19 (-22)	25	18	9,5	15,5	24,5	2,5-3
GGUG2000 25 / 19x1-1,5	19 (-22)	25	19	10,5	18	24,5	1-1,5
GGUG2000 25 / 19x1,5-2	19 (-22)	25	19	10,5	18	24,5	1,5-2
GGUG2000 25 / 20x1,5-2	19 (-22)	25	20	10,5	18	24,5	1,5-2
GGUG2000 25 / 20x1,2-1,5 e.S.	19 (-22)	25	20	10,5	18	24,5	1,2-1,5
GGUG2000 25 / 20x1,75-2 e.S.	19 (-22)	25	20	10,5	18	24,5	1,75-2
GGUG2000 25 / 22x1-1,5	19 (-22)	25	22	10,5	18	24,5	1-1,5
GGUG2000 25 / 22x1,5-2	19 (-22)	25	22	10,5	18	24,5	1,5-2
GGUG2000 25 / 25x1,5-2	19 (-22)	25	25	10,5	18	24,5	1,5-2
GGUG2000 25 / 28x1,5-2	19 (-22)	25	28	10,5	18	24,5	1,5-2
GGUG2000 30 / 16x1,5-2	19 (-22)	30	16	9,5	15,5	24,5	1,5-2
GGUG2000 30 / 16x2-2,5	19 (-22)	30	16	9,5	15,5	24,5	2-2,5
GGUG2000 30 / 18x1,5-2	19 (-22)	30	18	9,5	15,5	24,5	1,5-2
GGUG2000 30 / 18x2-2,25	19 (-22)	30	18	9,5	15,5	24,5	2-2,25
GGUG2000 30 / 18x2,5-3	19 (-22)	30	18	9,5	15,5	24,5	2,5-3
GGUG2000 30 / 19x1-1,5	19 (-22)	30	19	10,5	18,5	24,5	1-1,5
GGUG2000 30 / 19x1,5-2	19 (-22)	30	19	10,5	18,5	24,5	1,5-2
GGUG2000 30 / 20x1,5-2	19 (-22)	30	20	10,5	18,5	24,5	1,5-2
GGUG2000 30 / 20x1,2-1,5 e.S.	19 (-22)	30	20	10,5	18,5	24,5	1,2-1,5
GGUG2000 30 / 20x1,75-2 e.S.	19 (-22)	30	20	10,5	18,5	24,5	1,75-2
GGUG2000 30 / 22x1-1,5	19 (-22)	30	22	10,5	18,5	24,5	1-1,5
GGUG2000 30 / 22x1,5-2	19 (-22)	30	22	10,5	18,5	24,5	1,5-2
GGUG2000 30 / 25x1,5-2	19 (-22)	30	25	10,5	18,5	24,5	1,5-2
GGUG2000 30 / 28x1,5-2	19 (-22)	30	28	10,5	18,5	24,5	1,5-2
GGUG2000 35/19x1,5-2	19 (-22)	35	19	11	18	24,5	1,5-2
GGUG2000 35/20x1,5-2	19 (-22)	35	20	11	18	24,5	1,5-2
GGUG2000 35/22x1-1,5	19 (-22)	35	22	11	18	24,5	1-1,5
GGUG2000 35/22x1,5-2	19 (-22)	35	22	11	18	24,5	1,5-2
GGUG2000 35/25x1,5-2	19 (-22)	35	25	11	18	24,5	1,5-2
GGUG2000 35/28x1,5-2	19 (-22)	35	28	11	18	24,5	1,5-2

Standardfarben
- schwarz RAL 9005

Material
- Grundkörper: Polyamid 6 (PA 6)
- Gleitfläche: Polytetrafluorethylen (PTFE)

Bestellhinweise
- e.S. = extra Schaft

Standard Colours
- *black RAL 9005*

Material
- *Base body: Polyamide (PA 6)*
- *Slide base: Polytetrafluorethylene (PTFE)*

Order informations
- *e.S. = extra shank*

Gruppe / Group: GGF 2000

Hochbelastbare Gelenkgleiter mit Filzgleitfläche (ab Ø 30 mm geeignet für Sportböden nach DIN 18032)
Heavy duty (Intended use) articulated glides with felt slide base (base from Ø 30 mm qualified for sport floors DIN 18032)

GGF 2000

GGF 2000 extra Schaft

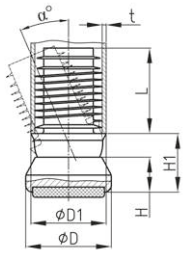

GGF 2000

LGA Prüfsiegel

Bestellnummer *Order Number*	α *α* °	D *D* mm	D1 *D1* mm	H *H* mm	H1 *H1* mm	L *L* mm	t *t* mm
GGF2000 25 / 16x1,5-2	19 (-22)	25	16	9,5	15,5	24,5	1,5-2
GGF2000 25 / 16x2-2,5	19 (-22)	25	16	9,5	15,5	24,5	2-2,5
GGF2000 25 / 18x1,5-2	19 (-22)	25	18	9,5	15,5	24,5	1,5-2
GGF2000 25 / 18x2-2,25	19 (-22)	25	18	9,5	15,5	24,5	2-2,25
GGF2000 25 / 18x2,5-3	19 (-22)	25	18	9,5	15,5	24,5	2,5-3
GGF2000 25 / 19x1-1,5	19 (-22)	25	19	10,5	18	24,5	1-1,5
GGF2000 25 / 19x1,5-2	19 (-22)	25	19	10,5	18	24,5	1,5-2
GGF2000 25 / 20x1,5-2	19 (-22)	25	20	10,5	18	24,5	1,5-2
GGF2000 25 / 20x1,2-1,5 e.S.	19 (-22)	25	20	10,5	18	24,5	1,2-1,5
GGF2000 25 / 20x1,75-2 e.S.	19 (-22)	25	20	10,5	18	24,5	1,75-2
GGF2000 25 / 22x1-1,5	19 (-22)	25	22	10,5	18	24,5	1-1,5
GGF2000 25 / 22x1,5-2	19 (-22)	25	22	10,5	18	24,5	1,5-2
GGF2000 25 / 25x1,5-2	19 (-22)	25	25	10,5	18	24,5	1,5-2
GGF2000 25 / 28x1,5-2	19 (-22)	25	28	10,5	18	24,5	1,5-2
GGF2000 30 / 16x1,5-2	19 (-22)	30	16	9,5	15,5	24,5	1,5-2
GGF2000 30 / 16x2-2,5	19 (-22)	30	16	9,5	15,5	24,5	2-2,5
GGF2000 30 / 18x1,5-2	19 (-22)	30	18	9,5	15,5	24,5	1,5-2
GGF2000 30 / 18x2-2,25	19 (-22)	30	18	9,5	15,5	24,5	2-2,25
GGF2000 30 / 18x2,5-3	19 (-22)	30	18	9,5	15,5	24,5	2,5-3
GGF2000 30 / 19x1-1,5	19 (-22)	30	19	10,5	18,5	24,5	1-1,5
GGF2000 30 / 19x1,5-2	19 (-22)	30	19	10,5	18,5	24,5	1,5-2
GGF2000 30 / 20x1,5-2	19 (-22)	30	20	10,5	18,5	24,5	1,5-2
GGF2000 30 / 20x1,2-1,5 e.S.	19 (-22)	30	20	10,5	18,5	24,5	1,2-1,5
GGF2000 30 / 20x1,75-2 e.S.	19 (-22)	30	20	10,5	18,5	24,5	1,75-2
GGF2000 30 / 22x1-1,5	19 (-22)	30	22	10,5	18,5	24,5	1-1,5
GGF2000 30 / 22x1,5-2	19 (-22)	30	22	10,5	18,5	24,5	1,5-2
GGF2000 30 / 25x1,5-2	19 (-22)	30	25	10,5	18,5	24,5	1,5-2
GGF2000 30 / 28x1,5-2	19 (-22)	30	28	10,5	18,5	24,5	1,5-2
GGF2000 35 / 19x1-1,5	19 (-22)	35	19	11	18	24,5	1-1,5
GGF2000 35 / 19x1,5-2	19 (-22)	35	19	11	18	24,5	1,5-2
GGF2000 35 / 20x1,5-2	19 (-22)	35	20	11	18	24,5	1,5-2
GGF2000 35 / 22x1-1,5	19 (-22)	35	22	11	18	24,5	1-1,5
GGF2000 35 / 22x1,5-2	19 (-22)	35	22	11	18	24,5	1,5-2
GGF2000 35 / 25x1,5-2	19 (-22)	35	25	11	18	24,5	1,5-2
GGF2000 35 / 28x1,5-2	19 (-22)	35	28	11	18	24,5	1,5-2

Standardfarben
- schwarz RAL 9005

Material
- Grundkörper: Polyamid 6 (PA 6)
- Gleitfläche: Wollfilz

Bestellhinweise
- e.S. = extra Schaft

Standard Colours
- *black RAL 9005*

Material
- *Base body: Polyamide (PA 6)*
- *Slide base: wool felt*

Order informations
- *e.S. = extra shank*

Gruppe / Group: GGM 2000

Hochbelastbare Gelenkgleiter mit Edelstahlgleitfläche (ab Ø 30 mm geeignet für Sportböden nach DIN 18032)
Heavy duty (intended use) articulated glides with stainless steel slide base (base from Ø 30 mm qualified for sport floors DIN 18032)

GGM 2000

GGM 2000 extra Schaft

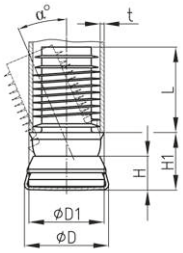

GGM 2000

LGA Prüfsiegel

Bestellnummer *Order Number*	α *α* °	D *D* mm	D1 *D1* mm	H *H* mm	H1 *H1* mm	L *L* mm	t *t* mm
GGM 2000 25 / 16x1,5-2	19 (-22)	25	16	10	16	24,5	1,5-2
GGM 2000 25 / 16x2-2,5	19 (-22)	25	16	10	16	24,5	2-2,5
GGM 2000 25 / 18x1,5-2	19 (-22)	25	18	10	16	24,5	1,5-2
GGM 2000 25 / 18x2-2,25	19 (-22)	25	18	10	16	24,5	2-2,25
GGM 2000 25 / 18x2,5-3	19 (-22)	25	18	10	16	24,5	2,5-3
GGM 2000 25 / 19x1-1,5	19 (-22)	25	19	10	18	24,5	1-1,5
GGM 2000 25 / 19x1,5-2	19 (-22)	25	19	10	18	24,5	1,5-2
GGM 2000 25 / 20x1,5-2	19 (-22)	25	20	10	18	24,5	1,5-2
GGM 2000 25 / 20x1,2-1,5 e.S.	19 (-22)	25	20	10	18	24,5	1,2-1,5
GGM 2000 25 / 20x1,75-2 e.S.	19 (-22)	25	20	10	18	24,5	1,75-2
GGM 2000 25 / 22x1-1,5	19 (-22)	25	22	10	18	24,5	1-1,5
GGM 2000 25 / 22x1,5-2	19 (-22)	25	22	10	18	24,5	1,5-2
GGM 2000 25 / 25x1,5-2	19 (-22)	25	25	10	18	24,5	1,5-2
GGM 2000 25 / 28x1,5-2	19 (-22)	25	28	10	18	24,5	1,5-2
GGM 2000 30 / 16x1,5-2	19 (-22)	30	16	10	16	24,5	1,5-2
GGM 2000 30 / 16x2-2,5	19 (-22)	30	16	10	16	24,5	2-2,5
GGM 2000 30 / 18x1,5-2	19 (-22)	30	18	10	16	24,5	1,5-2
GGM 2000 30 / 18x2-2,25	19 (-22)	30	18	10	16	24,5	2-2,25
GGM 2000 30 / 18x2,5-3	19 (-22)	30	18	10	16	24,5	2,5-3
GGM 2000 30 / 19x1-1,5	19 (-22)	30	19	10	17	24,5	1-1,5
GGM 2000 30 / 19x1,5-2	19 (-22)	30	19	10	17	24,5	1,5-2
GGM 2000 30 / 20x1,5-2	19 (-22)	30	20	10	17	24,5	1,5-2
GGM 2000 30 / 20x1,2-1,5 e.S.	19 (-22)	30	20	10	17	24,5	1,2-1,5
GGM 2000 30 / 20x1,75-2 e.S.	19 (-22)	30	20	10	17	24,5	1,75-2
GGM 2000 30 / 22x1-1,5	19 (-22)	30	22	10	17	24,5	1-1,5
GGM 2000 30 / 22x1,5-2	19 (-22)	30	22	10	17	24,5	1,5-2
GGM 2000 30 / 25x1,5-2	19 (-22)	30	25	10	17	24,5	1,5-2
GGM 2000 30 / 28x1,5-2	19 (-22)	30	28	10	17	24,5	1,5-2

Standardfarben
- schwarz RAL 9005

Material
- Grundkörper: Polyamid 6 (PA 6)
- Gleitfläche: Edelstahl

Bestellhinweise
- e.S. = extra Schaft

Standard Colours
- *black RAL 9005*

Material
- *Base body: Polyamide (PA 6)*
- *Slide base: stainless steel*

Order informations
- *e.S. = extra shank*

Gruppe / Group: DGG

Gelenkgleiter mit Kunststoffgleitfläche
Articulated glides with plastic slide base

Bestellnummer *Order Number*	α *α* °	D *D* mm	D1 *D1* mm	H *H* mm	H1 *H1* mm	L *L* mm	t *t* mm
DGG 23 / 10	18 (-20)	23	14 (13,5)	7,5	13	17 (21)	1,5-2
DGG 23 / 12	18 (-20)	23	18 (17,5)	7,5	13	26	2,5-3
DGG 23 / 14	18 (-20)	23	18 (17,5)	7,5	13	24	1,5-2
DGG 23 / 16	18 (-20)	23	18 (17,5)	7,5	13	24	0,5-1
DGG 23 / 18	18 (-20)	23	22 (21,5)	7,5	13	24	1,5-2
DGG 27 / 12	25	27	18 (17,5)	7,5	13	24	2,5-3
DGG 27 / 14	25	27	18 (17,5)	7,5	13	24	1,5-2
DGG 27 / 16	25	27	18 (17,5)	7,5	13	24	0,5-1
DGG 27 / 18	25	27	22 (21,5)	7,5	13	24	1,5-2

DGG

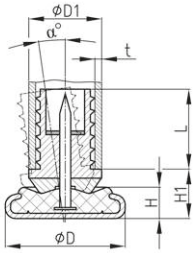

DGG

Standardfarben
- schwarz

Material
- Schaft: Polyethylen (PE)
- Gleitfläche: Polyamid (PA)
- Verbindungselemente: Stahl und TPE 80 Shore

Standard Colours
- *black*

Material
- *Shaft: Polyethylene (PE)*
- *Slide base: Polyamide (PA)*
- *Connector elements: steel and TPE 80 Shore*

Gruppe / Group: DGGF

Gelenkgleiter mit Filzgleitfläche
Articulated glides with felt slide base

Bestellnummer *Order Number*	α *α* °	D *D* mm	D1 *D1* mm	H *H* mm	H1 *H1* mm	L *L* mm	t *t* mm
DGGF 23 / 10	18 (-20)	23	14 (13,5)	7,5	13	17 (21)	1,5-2
DGGF 23 / 12	18 (-20)	23	18 (17,5)	7,5	13	24	2,5-3
DGGF 23 / 14	18 (-20)	23	18 (17,5)	7,5	13	24	1,5-2
DGGF 23 / 16	18 (-20)	23	18 (17,5)	7,5	13	24	0,5-1
DGGF 23 / 18	18 (-20)	23	22 (21,5)	7,5	13	24	1,5-2
DGGF 27 / 12	25	27	18 (17,5)	7,5	13	24	2,5-3
DGGF 27 / 14	25	27	18 (17,5)	7,5	13	24	1,5-2
DGGF 27 / 16	25	27	18 (17,5)	7,5	13	24	0,5-1
DGGF 27 / 18	25	27	22 (21,5)	7,5	13	24	1,5-2

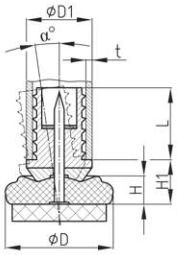

DGGF

DGGF

Standardfarben
- schwarz

Material
- Schaft: Polyethylen (PE)
- Gleitfläche: Wollfilz
- Verbinderelemente: Stahl und TPE 80 Shore

Standard Colours
- *black*

Material
- *Shaft: Polyethylene (PE)*
- *Slide base: wool felt*
- *Connector elements: steel and TPE 80 Shore*

Gruppe / Group: DGGM

Gelenkgleiter mit Metallgleitfläche
Articulated-glides with metal slide base

DGGM

Bestellnummer *Order Number*	α *α* °	D *D* mm	D1 *D1* mm	H *H* mm	H1 *H1* mm	L *L* mm	t *t* mm
DGGM 23 / 10	18 (-20)	23	14 (13,5)	6,5	12,5	17 (21)	1,5-2
DGGM 23 / 12	18 (-20)	23	18 (17,5)	6,5	13	26	2,5-3
DGGM 23 / 14	18 (-20)	23	18 (17,5)	6,5	13	24	1,5-2
DGGM 23 / 16	18 (-20)	23	18 (17,5)	6,5	13	24	0,5-1
DGGM 23 / 18	18 (-20)	23	22 (21,5)	6,5	12,5	24	1,5-2
DGGM 27 / 12	25	27	18 (17,5)	6,5	13	26	2,5-3
DGGM 27 / 14	25	27	18 (17,5)	6,5	13	24	1,5-2
DGGM 27 / 16	25	27	18 (17,5)	6,5	13	24	0,5-1
DGGM 27 / 18	25	27	22 (21,5)	6,5	12,5	24	1,5-2

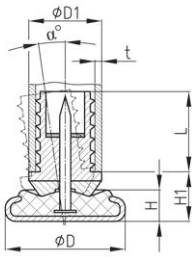

DGGM

Standardfarben
- schwarz

Material
- Schaft: Polyethylen (PE)
- Gleitfläche: Stahl vernickelt
- Verbindungselemente: Stahl und TPE 80 Shore

Standard Colours
- *black*

Material
- *Shaft: Polyethylene (PE)*
- *Slide base: nickel-plated steel*
- *Connector elements: steel and TPE 80 Shore*

Gruppe / Group: DGV

Gelenkgleiter für Vierkantrohre mit Kunststoffgleitfläche
Articulated glides for square tubes with plastic slide base

DGV

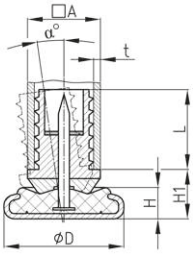

DGV

Bestellnummer *Order Number*	α *α* °	A *A* mm	D *D* mm	H *H* mm	H1 *H1* mm	L *L* mm	t *t* mm
DGV 23 / 17 x 17	18 (-20)	20 (19,5)	23	7	16	24	1,5
DGV 27 / 17 x 17	25	20 (19,5)	27	7	16	24	1,5

Standardfarben
- schwarz

Material
- Schaft: Polyethylen (PE)
- Gleitfläche: Polyamid (PA)
- Verbinderelemente: Stahl und TPE 80 Shore

Standard Colours
- *black*

Material
- *Shaft: Polyethylene (PE)*
- *Slide base: Polyamide (PA)*
- *Connector elements: steel and TPE 80 Shore*

Gruppe / Group: DGVF

Gelenkgleiter für Vierkantrohre mit Filzgleitfläche
Articulated-glides for square tubes with felt slide base

DGVF

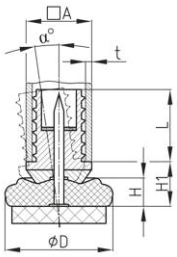

DGVF

Bestellnummer *Order Number*	α *α* °	A *A* mm	D *D* mm	H *H* mm	H1 *H1* mm	L *L* mm	t *t* mm
DGVF 23 / 17 x 17	18 (-20)	20 (19,5)	23	11	19	24	1,5
DGVF 27 / 17 x 17	25	20 (19,5)	27	11	20	24	1,5

Standardfarben
- schwarz

Material
- Schaft: Polyethylen (PE)
- Gleitfläche: Wollfilz
- Verbinderelemente: Stahl und TPE 80 Shore

Standard Colours
- *black*

Material
- *Shaft: Polyethylene (PE)*
- *Slide base: wool felt*
- *Connector elements: steel and TPE 80 Shore*

Gruppe / Group: DGVM

Gelenkgleiter für Vierkantrohre mit Metallgleitfläche
Articulated-glides for square tubes with metal slide base

Bestellnummer *Order Number*	α *α* °	A *A* mm	D *D* mm	H *H* mm	H1 *H1* mm	L *L* mm	t *t* mm
DGVM 23 / 17 x 17	18 (-20)	20 (19,5)	23	7	15	24	1,5
DGVM 27 / 17 x 17	25	20 (19,5)	27	7	15	24	1,5

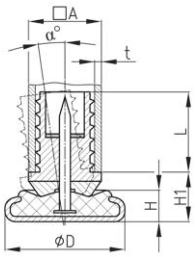

DGVM

DGVM

Standardfarben
- schwarz

Material
- Schaft: Polyethylen (PE)
- Gleitfläche: Stahl vernickelt
- Verbinderlemente: Stahl und TPE 80 Shore

Standard Colours
- *black*

Material
- *Shaft: Polyethylene (PE)*
- *Slide base: nickel-plated steel*
- *Connector elements: steel and TPE 80 Shore*

Gruppe / Group: 97

Gelenkgleiter mit Stahlkugelbolzen, wahlweise mit Filz- (97F) oder Kunststoffgleitfläche
Articulated-glides with steel thread and ball, optional with felt (97F) or plastic slide base

97 + 97-H

97F

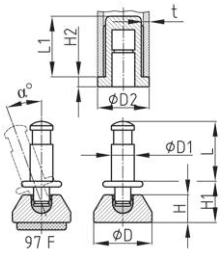

97

Bestellnummer *Order Number*	α *α* °	D *D* mm	D1 *D1* mm	D2 *D2* mm	H *H* mm	H1 *H1* mm	H2 *H2* mm	L *L* mm	L1 *L1* mm	t *t* mm
97-25 / Ø 8x20	25	25	8	-	12	18	-	20	-	-
97F-25 / Ø 8x20	25	25	8	-	12	18	-	20	-	-
97-H 16x2 / B4 / L20	-	-	-	16	-	-	4	-	21	2

Standardfarben
- schwarz

Material
- Kugelbolzen: Stahl verzinkt
- Fuß: Polyamid (PA)
- Gleitfläche: Polyamid oder Filz

Standard Colours
- *black*

Material
- *Ball stud: zinc-plated steel*
- *Base: Polyamide (PA)*
- *Slide base: Polyamide or felt*

Gruppe / Group: PS-PSG

Gelenkgleiter mit Stahlkugelbolzen und chrom-/nickelfarbener Metallabdeckung (PSE+PSG = flacher Fuß)
Articulated glides with thread, ball and chrome-/nickel-coloured metal cover (PSE+PSG = flat base)

PS-PSD

PSE-PSG

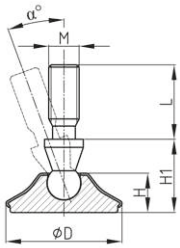

PS-PSD

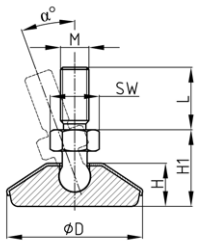

PSE-PSG

Bestellnummer *Order Number*	α *α* °	D *D* mm	H *H* mm	H1 *H1* mm	L *L* mm	M *M*	SW *WAF* mm
PS 25 / M8x10	20	25	11	18,5	9,5	M8	–
PSC 30 / M8x10	30	30	13,5	21,5	10	M8	–
PSD 30 / M10x12	30	30	13,5	21	12,5	M10	–
PSE 35 / M10x10	30	35	12	19	9,5	M10	10
PSE 35 / M10x20	30	35	12	19	22	M10	10

Bestellnummer *Order Number*	α *α* °	D *D* mm	H *H* mm	H1 *H1* mm	L *L* mm	M *M*	SW *WAF* mm
PSE 35 / M10x30	30	35	12	19	29,5	M10	10
PSG 50 / M10x10	30	50	16	22	10	M10	10
PSG 50 / M10x20	30	50	16	22	20	M10	10
PSG 50 / M10x30	30	50	16	22	30	M10	10

Standardfarben
- chrom-/ nickelfarben

Material
- Kugelbolzen: Stahl verzinkt
- Abdeckung: Stahl vernickelt
- Fuß: Polyethylen (PE)

Standard Colours
- *chrome-/ nickel coloured*

Material
- *Ball stud: zinc-plated steel*
- *Cover: nickel-plated steel*
- *Base: Polyethylene (PE)*

Gruppe / Group: 94

Gelenkgleiter mit Kunststoffkugel und Gewindebolzen
Articulated-glides with plastic ball and steel thread

94

94 - ø25 mm

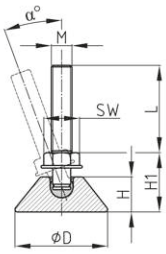

94

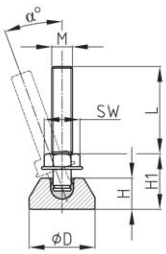

94 - ø 25 mm

Bestellnummer *Order Number*	α *α* °	D *D* mm	H *H* mm	H1 *H1* mm	L *L* mm	M *M*	SW *WAF* mm
94-25 / M8x25	30	25	12	23	25	M8	11
94-25 / M10x25	30	25	12	23	25	M10	12
94-30 / M8x25	25	30	14,5	23	25	M8	11
94-30 / M8x34	25	30	14,5	23	34	M8	11
94-30 / M8x50	25	30	14,5	23	50	M8	11
94-30 / M10x25	25	30	14,5	24	25	M10	12
94-30 / M10x34	25	30	14,5	24	34	M10	12
94-30 / M10x50	25	30	14,5	24	50	M10	12
94-30 / M12x20	25	30	14,5	23	20	M12	14
94-30 / M12x40	25	30	14,5	23	40	M12	14
94-30 / M12x80	25	30	14,5	23	80	M12	14
94-44 / M8x25	20	44	18,5	27,5	25	M8	11
94-44 / M8x34	20	44	18,5	27,5	34	M8	11

Bestellnummer *Order Number*	α *α* °	D *D* mm	H *H* mm	H1 *H1* mm	L *L* mm	M *M*	SW *WAF* mm
94-44 / M8x50	20	44	18,5	27,5	50	M8	11
94-44 / M10x25	20	44	18,5	27,5	25	M10	12
94-44 / M10x34	20	44	18,5	27,5	34	M10	12
94-44 / M10x50	20	44	18,5	27,5	50	M10	12
94-44 / M12x20	20	44	18,5	28,5	20	M12	14
94-44 / M12x40	20	44	18,5	28,5	40	M12	14
94-44 / M12x80	20	44	18,5	28,5	80	M12	14
94-50 / M8x25	25	50	18,5	27,5	25	M8	11
94-50 / M8x34	25	50	18,5	27,5	34	M8	11
94-50 / M8x50	25	50	18,5	27,5	50	M8	11
94-50 / M10x25	25	50	18,5	28,5	25	M10	12
94-50 / M10x34	25	50	18,5	28,5	34	M10	12
94-50 / M10x50	25	50	18,5	28,5	50	M10	12

Gruppe / Group: 94

Bestellnummer *Order Number*	α *α* °	D *D* mm	H *H* mm	H1 *H1* mm	L *L* mm	M *M*	SW *WAF* mm
94-50 / M12x20	25	50	18,5	28,5	20	M12	14
94-50 / M12x40	25	50	18,5	28,5	40	M12	14

Bestellnummer *Order Number*	α *α* °	D *D* mm	H *H* mm	H1 *H1* mm	L *L* mm	M *M*	SW *WAF* mm
94-50 / M12x80	25	50	18,5	28,5	80	M12	14

Standardfarben
- schwarz

Material
- Gewindebolzen: Stahl verzinkt
- Kugel: Polyethylen (PE)
- Fuß: Polyethylen (PE)

Standard Colours
- *black*

Material
- *Thread bolt: zinc-plated steel*
- *Ball: Polyethylene (PE)*
- *Base: Polyethylene (PE)*

Gruppe / Group: 94F

Gelenkgleiter mit Filzgleitfläche, Kunststoffkugel und Gewindebolzen
Articulated-glides with felt slide base, plastic ball and thread bolt

Bestellnummer *Order Number*	α *α* °	D *D* mm	H *H* mm	H1 *H1* mm	L *L* mm	M *M*	SW *WAF* mm
94F-25 / M8x25	30	25	17,5	23	25	M8	11
94F-25 / M10x25	30	25	17,5	23	25	M10	12

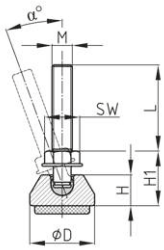

94F

94F

Standardfarben
- schwarz

Material
- Gewindebolzen: Stahl verzinkt
- Kugel: Polyethylen (PE)
- Fuß: Polyethylen (PE)
- Gleitfläche: Filz

Standard Colours
- *black*

Material
- *Thread bolt: zinc-plated steel*
- *Ball: Polyethylene (PE)*
- *Base: Polyethylene (PE)*
- *Slide base: felt*

Gruppe / Group: 94E

Gelenkgleiter mit Edelstahlabdeckung, Kunststoffkugel und Gewindebolzen
Articulated-glides with stainless steel slide base, plastic ball and thread bolt

94E

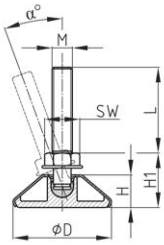

94E

Bestellnummer *Order Number*	α *α* °	D *D* mm	H *H* mm	H1 *H1* mm	L *L* mm	M *M*	SW *WAF* mm
94E-30 / M8x25	25	30	14	21,5	25	M8	11
94E-30 / M8x34	25	30	14	21,5	34	M8	11
94E-30 / M10x25	25	30	14	22,5	25	M10	12
94E-30 / M10x34	25	30	14	22,5	34	M10	12
94E-30 / M10x50	25	30	14	22,5	50	M10	12
94E-30 / M12x20	25	30	14	21,5	20	M12	14
94E-30 / M12x40	25	30	14	21,5	40	M12	14
94E-30 / M12x80	25	30	14	21,5	80	M12	14

Bestellnummer *Order Number*	α *α* °	D *D* mm	H *H* mm	H1 *H1* mm	L *L* mm	M *M*	SW *WAF* mm
94E-35 / M8x25	25	35	14	21,5	25	M8	11
94E-35 / M8x34	25	35	14	21,5	34	M8	11
94E-35 / M8x50	25	35	14	21,5	50	M8	11
94E-35 / M10x25	25	35	14	22	25	M10	12
94E-35 / M10x34	25	35	14	22	34	M10	12
94E-35 / M10x50	25	35	14	22	50	M10	12
94E-35 / M12x20	25	35	14	22	20	M12	14
94E-35 / M12x40	25	35	14	22	40	M12	14

Fortsetzung nächste Seite / *Continue next page*

Gruppe / Group: 94E - siehe Vorseite / look at page before

Bestellnummer *Order Number*	α *α* °	D *D* mm	H *H* mm	H1 *H1* mm	L *L* mm	M *M*	SW *WAF* mm
94E-35 / M12x80	25	35	14	22	80	M12	14
94 E-40 / M8x25	25	40	15	23	25	M8	11
94 E-40 / M8x34	25	40	15	23	34	M8	11
94 E-40 / M8x50	25	40	15	23	50	M8	11
94 E-40 / M10x25	25	40	15	23,5	25	M10	12
94 E-40 / M10x34	25	40	15	23,5	34	M10	12
94 E-40 / M10x50	25	40	15	23,5	50	M10	12
94 E-40 / M12x20	25	40	15	24	20	M12	14
94 E-40 / M12x40	25	40	15	24	40	M12	14
94 E-40 / M12x80	25	40	15	24	80	M12	14
94 E-45 / M8x25	25	45	15,5	24	25	M8	11
94 E-45 / M8x34	25	45	15,5	24	34	M8	11
94 E-45 / M8x50	25	45	15,5	24	50	M8	11
94 E-45 / M10x25	25	45	15,5	24	25	M10	12
94 E-45 / M10x34	25	45	15,5	24	34	M10	12
94 E-45 / M10x50	25	45	15,5	24	50	M10	12
94 E-45 / M12x20	25	45	15,5	24,5	20	M12	14
94 E-45 / M12x40	25	45	15,5	24,5	40	M12	14
94 E-45 / M12x80	25	45	15,5	24,5	80	M12	14

Bestellnummer *Order Number*	α *α* °	D *D* mm	H *H* mm	H1 *H1* mm	L *L* mm	M *M*	SW *WAF* mm
94 E-50 / M8x25	25	50	16	23	25	M8	11
94E-50 / M8x34	25	50	16	23	34	M8	11
94E-50 / M8x50	25	50	16	23	50	M8	11
94E-50 / M10x25	25	50	16	24	25	M10	12
94E-50 / M10x34	25	50	16	24	34	M10	12
94E-50 / M10x50	25	50	16	24	50	M10	12
94E-50 / M12x20	25	50	16	23,5	20	M12	14
94E-50 / M12x40	25	50	16	23,5	40	M12	14
94E-50 / M12x80	25	50	16	23,5	80	M12	14
94E-60 / M8x25	25	60	16,5	25	25	M8	11
94E-60 / M8x34	25	60	16,5	25	34	M8	11
94E-60 / M8x50	25	60	16,5	25	50	M8	11
94E-60 / M10x25	25	60	16,5	25	25	M10	12
94E-60 / M10x34	25	60	16,5	25	34	M10	12
94E-60 / M10x50	25	60	16,5	25	50	M10	12
94E-60 / M12x20	25	60	16,5	25	20	M12	14
94E-60 / M12x40	25	60	16,5	25	40	M12	14
94E-60 / M12x80	25	60	16,5	25	80	M12	14

Standardfarben
- schwarz

Material
- Gewindebolzen: Stahl verzinkt
- Kugel: Polyethylen (PE)
- Fuß: Polyethylen (PE)
- Abdeckung: Edelstahl

Standard Colours
- *black*

Material
- *Thread bolt: zinc-plated steel*
- *Ball: Polyethylene (PE)*
- *Base: Polyethylene (PE)*
- *Cover: Stainless Steel*

Gruppe / Group: KGG/R

Runde Gelenkgleiter mit Stahlkugelbolzen
Round articulated-glides with steel thread and ball

KGG/R

KGG/R

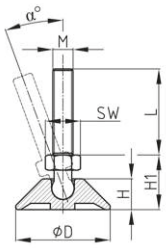

KGG/R

Bestellnummer *Order Number*	α *α* °	D *D* mm	H *H* mm	L eff. *L eff.* mm	H1 *H1* mm	M *M*	SW *WAF* mm
KGG 26/M8x30	26	26	10	18	–	M8	–
KGG 26/M8x40	26	26	10	27	–	M8	–
KGG 26/M8x45 ISK	26	26	10	30	–	M8	–
KGG 26/M8x50 SW12	26	26	–	30	17	M8	12
KGG 26/M10x65	29	26	–	45	18	M10	12
KGG 26/M10x80	29	26	–	60	18	M10	12
KGG 26/M10x90	29	26	–	70	18	M10	12
KGG 30/M8x30	20	30	11	18	–	M8	–
KGG 30/M8x30 M.A.	20	30	11	18	–	M8	–
KGG 30/M8x40	20	30	11	27	–	M8	–
KGG 30/M8x40 M.A.	20	30	11	27	–	M8	–
KGG 30/M8x50 SW12	22	30	–	30	17	M8	12
KGG 30/M10x65 SW12	21	30	–	45	18	M10	12

Bestellnummer *Order Number*	α *α* °	D *D* mm	H *H* mm	L eff. *L eff.* mm	H1 *H1* mm	M *M*	SW *WAF* mm
KGG 30/M10x65 SW12 Massiv	21	30	–	45	17,5	M10	12
KGG 30/M10x80	21	30	–	60	18	M10	12
KGG 30/M10x80 Massiv	21	30	–	60	17,5	M10	12
KGG 30/M10x90	21	30	–	70	18	M10	12
KGG 30/M10x125	21	30	–	100	18	M10	12
KGG 40/M8x30	20	40	12	18	–	M8	–
KGG 40/M8x40	20	40	12	27	–	M8	–
KGG 40/M8x50 SW12	19	40	–	30	17	M8	12
KGG 40/M10x40 SO	18	40	12	25	–	M10	–
KGG 40/M10x65 SW12	22	40	–	45	18	M10	12
KGG 40/M10x80	22	40	–	60	18	M10	12
KGG 40/M10x90	22	40	–	70	18	M10	12
KGG 40/M10x125	22	40	–	100	18	M10	12

Gruppe / Group: KGG/R

Bestellnummer *Order Number*	α *α* °	D *D* mm	H *H* mm	L eff. *L eff.* mm	H1 *H1* mm	M *M*	SW *WAF* mm
KGG 47/M8x30	20	46	13	18	–	M8	–
KGG 47/M8x30 Matt	20	46	13	18	–	M8	–
KGG 47/M8x40	20	46	13	27	–	M8	–
KGG 47/M8x40 Matt	20	46	13	27	–	M8	–
KGG 47/M8x45 ISK	20	46	13	30	–	M8	–
KGG 47/M8x50 SW12	19	46	–	30	17	M8	12
KGG 47/M8x50 SW12 Matt	25	46	–	30	17	M8	12
KGG 47/M10x40 SO	17	46	13	25	–	M10	–
KGG 47/M10x65 SW12	21	46	–	45	18	M10	12
KGG 47/M10x65 SW12 Matt	21	46	–	45	18	M10	12
KGG 47/M10x80	21	46	–	60	18	M10	12
KGG 47/M10x80 Matt	21	46	–	60	18	M10	12
KGG 47/M10x90	21	46	–	70	18	M10	12
KGG 47/M10x90 Matt	21	46	–	70	18	M10	12
KGG 47/M10x125	21	46	–	100	18	M10	12

Bestellnummer *Order Number*	α *α* °	D *D* mm	H *H* mm	L eff. *L eff.* mm	H1 *H1* mm	M *M*	SW *WAF* mm
KGG 47/M10x125 Matt	21	46	–	100	18	M10	12
KGG 49/M10x77 SO	25	49	12,2	73	–	M10	–
KGG 55/M8x30	20	56	13	18	–	M8	–
KGG 55/M8x40	20	56	13	27	–	M8	–
KGG 55/M10x40 SO	18	56	21	25	–	M10	–
KGG 55/M10x65 SW12	21	56	–	45	18	M10	12
KGG 55/M10x80	21	56	–	60	18	M10	12
KGG 55/M10x90	21	56	–	70	18	M10	12
KGG 55/M10x125	21	56	–	100	18	M10	12
KGG 55/M8x50 SW12	24	56	–	30	17	M8	12
KGG 80/M8x40	19	80	15	27	–	M8	–
KGG 80/M8x40 Alt	19	80	15	27	–	M8	–
KGG 80/M8x45 ISK	19	80	15	30	–	M8	–
KGG 80/M8x50 SW12	20	80	–	30	17	M8	12

Standardfarben
- schwarz

Material
- Kugelbolzen: Stahl verzinkt
- Fuß: Polyamid (PA)

Bestellhinweise
- SO = die Kugelschraube hat keinen Außensechskant (abweichend vom Serienstandard für Gewindedurchmesser M10).
- M.A. = Stellfläche mit Aussparung für Filz FZK 25,3 oder Universal-Klebeplättchen UKP 25,5.
- ISK = Innensechskant SW 4 im Gewindeende
- Matt = Oberfläche matt erodiert
- Massiv = Gleitfläche massiv

Standard Colours
- *black*

Material
- *Ball stud: zinc-plated steel*
- *Base: Polyamide (PA)*

Order informations
- *SO = the ball screw has no external hexagon (different from the standard series for the thread diameter M10)*
- *M.A. = footprint with recess for felt FZK 25,3 or universal adhesive plate UKP 25,5*
- *ISK = Hexagon SW 4 in the threaded end*
- *Matt = surface eroded matt*
- *Massive = solid sliding surface*

Gruppe / Group: PGSI

Runde Gelenkgleiter mit Stahlkugelbolzen
Round articulated-glides with steel ball pin

Bestellnummer *Order Number*	α *α* °	D *D* mm	H *H* mm	H1 *H1* mm	L *L* mm	M *M*	SW *WAF* mm
PGSI 80 / M10x20	0-25	80	15	22	20	M10	10
PGSI 80 / M10x30	0-25	80	15	22	30	M10	10
PGSI 100 / M10x20	0-25	100	18	25	20	M10	10
PGSI 100 / M10x30	0-25	100	18	25	30	M10	10

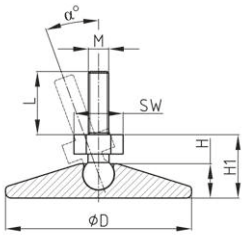

PGSI

PGSI

Standardfarben
- schwarz

Material
- Kugelbolzen: Stahl verzinkt
- Fuß: Polyethylen (PE)

Standard Colours
- *black*

Material
- *Ball stud: zinc-plated steel*
- *Base: Polyethylene (PE)*

Gruppe / Group: KGG/V

Rechteckige Gelenkgleiter mit Stahlkugelbolzen
Rectangular articulated-glides with steel thread and ball

KGG/V

KGG/V ohne Sechskant

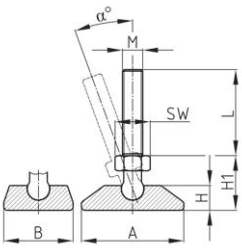

KGG/V

Bestellnummer *Order Number*	α *α* °	A *A* mm	B *B* mm	H *H* mm	H1 *H1* mm	L *L* mm	M *M*	SW *WAF* mm
KGG 30x20/M 8x30	19	30	20	11	–	18	M8	–
KGG 30x20/M 8x40	19	30	20	11	–	27	M8	–
KGG 30x20/M 8x45 ISK	19	30	20	11	–	30	M8	–
KGG 30x20/M 8x50 SW12	23	30	20	–	17	30	M8	12
KGG 30x20/M10x40 SO	21	30	20	11	–	25	M10	–
KGG 30x20/M10x65 SW12	24	30	20	–	17	45	M10	12
KGG 30x20/M10x80	24	30	20	–	17	60	M10	12
KGG 30x20/M10x90	24	30	20	–	17	70	M10	12
KGG 30x20/M10x125	24	30	20	–	17	100	M10	12
KGG 40x20/M 8x30	19	40	20	12	–	18	M8	–
KGG 40x20/M 8x40	19	40	20	12	–	27	M8	–
KGG 40x20/M 8x45 ISK	19	40	20	12	–	30	M8	–
KGG 40x20/M 8x50 SW12	23	40	20	–	17	30	M8	12
KGG 40x20/M10x40 SO	21	40	20	11	–	25	M10	–

Bestellnummer *Order Number*	α *α* °	A *A* mm	B *B* mm	H *H* mm	H1 *H1* mm	L *L* mm	M *M*	SW *WAF* mm
KGG 40x20/M10x45 SO	21	40	20	11	–	30	M10	–
KGG 40x20/M10x65 SW12	25	40	20	–	17	45	M10	12
KGG 40x20/M10x80	25	40	20	–	17	60	M10	12
KGG 40x20/M10x90	25	40	20	–	17	70	M10	12
KGG 40x20/M10x125	25	40	20	–	17	100	M10	12
KGG 50x25/M 8x30	21	50	25	11	–	18	M8	–
KGG 50x25/M 8x40	21	50	25	11	–	27	M8	–
KGG 50x25/M 8x50 SW12	24	50	25	–	17	30	M8	12
KGG 50x25/M10x40 SO	21	50	25	11	–	25	M10	–
KGG 50x25/M10x65 SW12	23	50	25	–	17	45	M10	12
KGG 50x25/M10x80	23	50	25	–	17	60	M10	12
KGG 50x25/M10x90	23	50	25	–	17	70	M10	12
KGG 50x25/M10x125	23	50	25	–	17	100	M10	12

Standardfarben
- schwarz

Material
- Kugelbolzen: Stahl verzinkt
- Fuß: Polyamid (PA)

Bestellhinweise
- SO = die Kugelschraube hat keinen Außensechskant (abweichend vom Serienstandard für Gewindedurchmesser M10).
- ISK = Innensechskant SW 4 im Gewindeende

Standard Colours
- *black*

Material
- *Ball stud: zinc-plated steel*
- *Base: Polyamide (PA)*

Order informations
- *SO = the ball screw has no external hexagon (different from the standard series for the thread diameter M10)*
- *ISK = Hexagon SW 4 in the threaded end*

Gruppe / Group: WL

Winkelgleiter mit Lamellen zum Abschluss von Auslegern
Lamella angle glides for ends of traverses

Bestellnummer *Order Number*	A *A* mm	B *B* mm	d *d* mm	H *H* mm	H1 *H1* mm	L *L* mm	L1 *L1* mm	L2 *L2* mm	t *t* mm
WL 20x20x1,5-2	20	20	5,3	5	5	39	24,5	15	1,5-2
WL 25x25x1,5-2	25	25	5,3	4	4	26	13	19,5	1,5-2
WL 30x15x1,5-2	30	15	5,3	3	7	40	19,5	15	1,5-2
WL 30x20x1,5-2	30	20	5,3	5	5	39	17	14,5	1,5-2
WL 30x25x1,5-2	30	25	5,3	5,5	6	45	20	14,5	1,5-2
WL 30x30x1,5-2	30	30	5,3	4	4	34	20	26,5	1,5-2
WL 35x20x1,5-2	35	20	5,3	5	5	40	25,5	15	1,5-2
WL 35x25x1,5-2	35	25	-	5	5	25	-	14,5	1,5-2
WL 40x20x1,5-2	40	20	5,3	5	5	55	41	14,5	1,5-2
WL 40x25x1,5-2	40	25	5,3	5	8	45	31	14,5	1,5-2
WL 50x20x1,5-2	50	20	-	5	5	34	-	14,5	1,5-2
WL 50x25x1,5-2	50	25	5,3	5	8	54	40	14,5	1,5-2
WL 50x30x1,5-2	50	30	5,3	5	7	40	25,5	15	1,5-2

WL

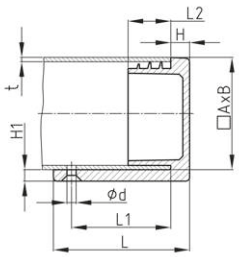

WL

Standardfarben
- schwarz

Standard Colours
- *black*

Material
- Polyethylen (PE)

Material
- *Polyethylene (PE)*

Gruppe / Group: WLAF

Winkelgleiter mit Lamellen und Filzgleitfläche zum Abschluss von Auslegern
Lamella angle felt glides for ends of traverses

Bestellnummer *Order Number*	A *A* mm	B *B* mm	d *d* mm	H *H* mm	H1 *H1* mm	L *L* mm	L1 *L1* mm	L2 *L2* mm	t *t* mm
WLAF 40x20 / F40x18	40	20	5,3	5	5	55	41	14,5	1,5-2

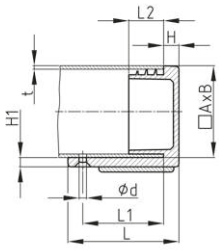

WLAF

WLAF

Standardfarben
- schwarz RAL 9005

Standard Colours
- *black RAL 9005*

Material
- Grundkörper: Polyethylen (PE)
- Gleitfläche: synthetischer Nadelfilz (PEs)

Material
- *Base body: Polyethylene (PE)*
- *Slide base: synthetic needle felt (polyester)*

Gruppe / Group: MF

Winkelgleiter mit Lamellen zum Abschluss von Auslegern
Lamella angle glides for ends of traverses

Bestellnummer *Order Number*	A *A* mm	B *B* mm	H *H* mm	H1 *H1* mm	L *L* mm	L1 *L1* mm	t *t* mm
MF 30x15	30	15	4,5	3	32	18,5	1-2
MF 30x20	30	20	5	3	32	16,5	1-2
MF 40x20	40	20	7	3	33	16,5	1-2
MF 50x20	50	20	6	3	33	18,5	1-2

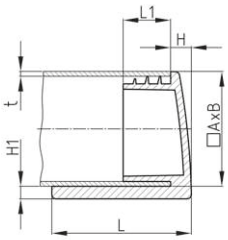

MF

MF

Standardfarben
- schwarz

Standard Colours
- *black*

Material
- Polyethylen (PE)

Material
- *Polyethylene (PE)*

Gruppe / Group: Z

Winkelgleiter ohne Lamellen zum Abschluss von Auslegern
Angle glides without lamellas for ends of traverses

Z

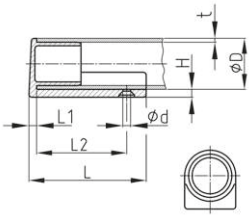

Z

Bestellnummer *Order Number*	d *d* mm	D *D* mm	H *H* mm	L *L* mm	L1 *L1* mm	L2 *L2* mm	t *t* mm
Z 20x2	-	20	4,8	46	7	-	2
Z 25x2	5,2	25	7,5	65,5	5,5	49	2
Z 28x2	5,2	28	7,5	64,5	6	48,5	2
Z 30x2	5,2	30	6	44,7	7	20,5	2
Z 32x1,5	5,5	32	8,2	52	6	29	1,5
Z 35x1,5	5,2	35	6	52	7,5	28	1,5
Z 35x2	5,5	35	6	52	7,5	27,5	2
Z 35x2,5	5,2	35	6	52	7,5	28	2,5
Z 38x2	5,5	38	8,2	52	6,5	29,5	2
Z 40x2,5	5,2	40	6	52	6,5	28	2,5

Standardfarben
- schwarz
- natur

Standard Colours
- *black*
- *uncoloured*

Material
- Polyethylen (PE)

Material
- *Polyethylene (PE)*

Gruppe / Group: ZF

Winkelgleiter mit Filzgleitfläche ohne Lamellen zum Abschluss von Auslegern
Angle felt glides without lamellas for ends of traverses

ZF

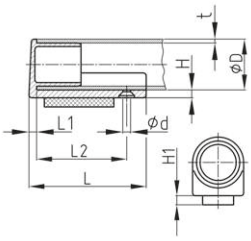

ZF

Bestellnummer *Order Number*	d *d* mm	D *D* mm	H *H* mm	H1 *H1* mm	L *L* mm	L1 *L1* mm	L2 *L2* mm	t *t* mm
ZF 25x2	5,2	25	7,5	3,5	65,5	5,5	49	2
ZF 28x2	5,2	28	7,5	4	64,5	6	48,5	2
ZF 30x2	5,2	30	6	4	44,7	7	20,5	1,5
ZF 32x1,5	5,2	32	8,2	4	52	6	29	1,5
ZF 35x1,5	5,2	35	6	4	52	7,5	28	2
ZF 35x2	5,2	35	6	4	52	7,5	27,5	2

Standardfarben
- schwarz

Standard Colours
- *black*

Material
- Grundkörper: Polyethylen (PE)
- Gleitfläche: Filz

Material
- *Base body: Polyethylene (PE)*
- *Slide base: felt*

Gruppe / Group: ZL

Winkelgleiter mit Lamellen zum Abschluss von Auslegern
Lamella angle glides for ends of traverses

Bestellnummer *Order Number*	D *D* mm	d *d* mm	L *L* mm	L1 *L1* mm	L2 *L2* mm	t *t* mm
ZL 25x2	25	5,2	65,5	4	49	2
ZL 28x2	28	5,2	64,5	4	48,5	2
ZL 30x2	30	5,2	44,7	4	20,5	2

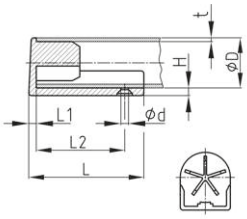

ZL

ZL

Standardfarben
- schwarz

Standard Colours
- *black*

Material
- Polyethylen (PE)

Material
- *Polyethylene (PE)*

Gruppe / Group: ZV

Winkelgleiter ohne Lamellen (höhenverstellbar) zum Abschluss von Auslegern
Angle glides (adjustable) without lamellas for ends of traverses

ZV

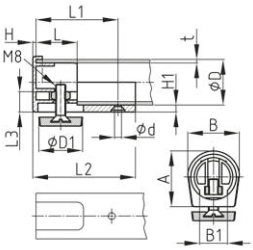

ZV

Bestellnummer *Order Number*	A *A* mm	B *B* mm	B1 *B1* mm	d *d* mm	D *D* mm	D1 *D1* mm	H *H* mm	H1 *H1* mm	L *L* mm	L1 *L1* mm	L2 *L2* mm	L3 *L3* mm	t *t* mm
ZV 28x2 / M8x30	37	33,5	16,6	5,3	28	30	2,5	5,4	25,5	48	64	12,9	2
ZV 30x2 / M8x30	39	33,5	19,5	5,3	30	30	2,5	6	27,5	53	69	12,9	2
ZV 35x1,5 / M8x30	44	40,5	23,1	5,3	35	35	2,5	5,3	32,5	64,5	80	12,9	1,5
ZV 35x2 / M8x30	44	40,5	23,1	5,3	35	35	2,5	6	32,5	64,5	80,5	12,9	2
ZV 40x2,5 / M8x30	49,2	45,7	25	5,3	40	40	2,5	6	37,5	76	92	12,9	2,5

Standardfarben
- schwarz

Standard Colours
- *black*

Material
- Polyamid (PA)

Material
- *Polyamide (PA)*

Gruppe / Group: RGK

Runde Winkelgleitkappen (Trittschutz, Kippelradius, hochbelastbarer Werkstoff Polyamid) zum Abschluss von Auslegern
Heavy duty round angle slide caps for ends of traverses made of polyamide

RGK

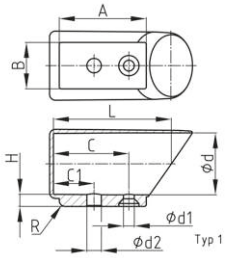

RGK - Typ 1

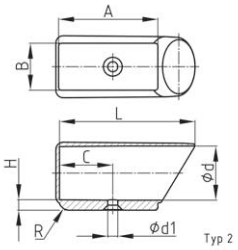

RGK - Typ 2

Bestellnummer *Order Number*	Typ *Type*	A *A* mm	B *B* mm	C *C* mm	C1 *C1* mm	d *d* mm	d1 *d1* mm	d2 *d2* mm	H *H* mm	L ca. *L ca.* mm
RGK 22	1	39	24	33	16	22	6	8	5	58
RGK 25	2	55	26	29	–	25	6	–	5,5	72
RGK 30	2	55	26	29	–	30	6	–	6	75
RGK 32	1	45	24	39	21	32	6	8	6	74

Bestellnummer *Order Number*	Typ *Type*	A *A* mm	B *B* mm	C *C* mm	C1 *C1* mm	d *d* mm	d1 *d1* mm	d2 *d2* mm	H *H* mm	L ca. *L ca.* mm
RGK 35	2	60	28	29	–	35	6	–	6	82,5
RGK 38	1	53	33	41	21	38	6	8	6	85,5
RGK 40	1	53	33	41	21	40	6	8	6	87
RGK 45	1	54	35	43	21	45	6	8	6	87

Standardfarben
- schwarz RAL 9005

Material
- Polyamid 6 (PA 6)

Standard Colours
- *black RAL 9005*

Material
- *Polyamide 6 (PA 6)*

Gruppe / Group: RGK/F

Runde Winkelgleitkappen (Trittschutz, Kippelradius, Polyamid) mit Filzaufnahme oder mit sehr fest eingeklebtem geräuschdämpfendem Filz
Heavy duty round angle slide caps for ends of traverses made of polyamide and with mounting for felts or with strongly glued-in and silencing felt

RGK/F

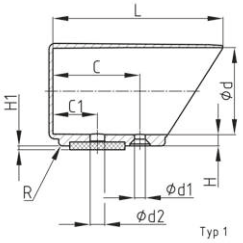

RGK/F - Typ 1

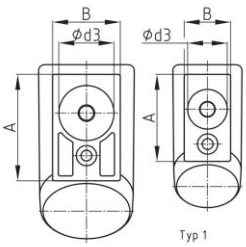

RGK/F - Typ 1

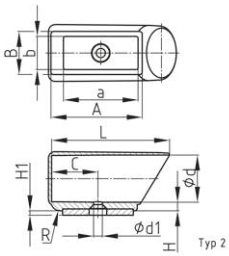

RGK/F - Typ 2

Bestellnummer *Order Number*	Typ *Type*	a *a* mm	A *A* mm	b *b* mm	B *B* mm	C *C* mm	C1 *C1* mm	d *d* mm	d1 *d1* mm	d2 *d2* mm	d3 *d3* mm	H *H* mm	H1 *H1* mm	H2 *H2* mm	L ca. *L ca.* mm
RGK/F 22 mmK	1	-	39	-	24	33	16	22	6	8	20	5	2	4	58
RGK/F 25 mmK	2	45	55	20	26	29	-	25	6	-	-	5,5	1,2	4	72
RGK/F 30 mmK	2	45	55	20	26	29	-	30	6	-	-	6	1,2	4	75
RGK/F 32 mmK	1	-	45,5	-	26	39	21	32	7	8	20	6	2	4	74
RGK/F 35 mmK	2	50	60	22	28	29	-	35	6	-	-	6	1,2	4	82,5
RGK/F 38 mmK	1	-	53	-	33	41	21	38	6	8	26	6	2	4	85,5
RGK/F 40 mmK	1	-	53	-	33	41	21	40	6	8	26	6	2	4	87
RGK/F 45 mmK	1	-	54	-	35	43	21	45	6	8	28	6	2	4	87
RGK/F 22 GK	1	-	39	-	24	33	16	22	6	8	20	5	-	-	58
RGK/F 25 GK	2	45	55	20	26	29	-	25	6	-	-	5,5	-	-	72
RGK/F 30 GK	2	45	55	20	26	29	-	30	6	-	-	6	-	-	75
RGK/F 32 GK	1	-	45,5	-	26	39	21	32	7	8	20	6	-	-	74
RGK/F 35 GK	2	50	60	22	28	29	-	35	6	-	-	6	-	-	82,5
RGK/F 38 GK	1	-	53	-	33	41	21	38	6	8	26	6	-	-	85,5
RGK/F 40 GK	1	-	53	-	33	41	21	40	6	8	26	6	-	-	87
RGK/F 45 GK	1	-	54	-	35	43	21	45	6	8	28	6	-	-	87

Gruppe / Group: RGK/F

Standardfarben
- schwarz RAL 9005

Material
- Grundkörper: Polyamid 6 (PA 6)
- Gleitfläche: Filz
- Acrylatkleber

Bestellhinweise
- ...mmk wird mit hochfest geklebtem Filz geliefert.
- GK wird mit Filzaufnahmetasche geliefert - Sie montieren einen Filz Ihrer Wahl.

Standard Colours
- *black RAL 9005*

Material
- *Base body: Polyamide (PA 6)*
- *Slide base: felt*
- *acrylate adhesive*

Order informations
- *...mmk will be delivered with very high adhesive glued felt.*
- *Base body will be delivered with a take-up bag - you assemble a felt of your choice.*

Gruppe / Group: RGK/H

Runde Winkelkappen (Trittschutz, Kippelradius) mit weichem Gleiteinsatz (abriebresistent, rutschfest, geräuschdämpfend)
Heavy duty round angle caps for ends of traverses made of polyamide and with strongly glued-in slide blocking and silencing plug

RGK/H

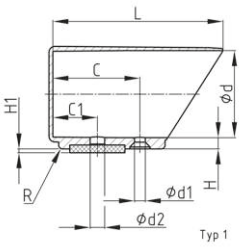

RGK/H - Typ 1

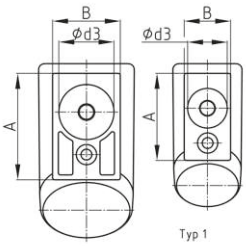

RGK/H - Typ 1

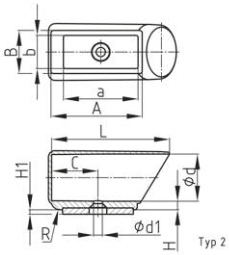

RGK/H - Typ 2

Bestellnummer *Order Number*	Typ *Type*	a *a* mm	A *A* mm	b *b* mm	B *B* mm	C *C* mm	C1 *C1* mm	d *d* mm	d1 *d1* mm	d2 *d2* mm	d3 *d3* mm	H *H* mm	H1 *H1* mm	L ca. *L ca.* mm
RGK/H 22	1	-	39	-	24	33	16	22	6	8	20	5	2	58
RGK/H 25	2	44,5	55	20	26	29	-	25	6	-	-	5,5	1,2	72
RGK/H 30	2	44,5	55	20	26	29	-	30	6	-	-	6	1,2	75
RGK/H 32	1	-	45,5	-	26	39	21	32	7	8	20	6	2	74
RGK/H 35	2	49,5	60	22	28	29	-	35	6	-	-	6	1,2	82,5
RGK/H 38	1	-	53	-	33	41	21	38	6	8	26	6	2	85,5
RGK/H 40	1	-	53	-	33	41	21	40	6	8	26	6	2	87
RGK/H 45	1	-	54	-	35	43	21	45	6	8	28	6	2	87

Standardfarben
- schwarz RAL 9005

Material
- Grundkörper: Polyamid 6 (PA 6)
- Gleitfläche: Polyurethan (PUR), ca. 80 Shore A
- Acrylatkleber

Standard Colours
- *black RAL 9005*

Material
- *Base body: Polyamide (PA 6)*
- *Slide base: Polyurethane (PUR), appr. 80 Shore A*
- *acrylate adhesive*

Gruppe / Group: RGKL

Runde Winkelgleitkappen zum Abschluss von Auslegern
Round angle slide caps for ends of traverses

RGKL

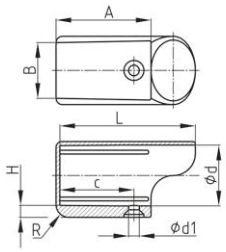

RGKL

Bestellnummer *Order Number*	A *A* mm	B *B* mm	c *c* mm	d *d* mm	d1 *d1* mm	H *H* mm	L *L* mm
RGKL 22	64	22	48	22	5	5	80,5
RGKL 35	64	35	48	35	5	5	80,5
RGKL 25	64	25	48	25	5	5	80,5
RGKL 28	64	25	48	28	5	5	80,5
RGKL 30	64	30	48	30	5	5	80,5
RGKL 32	64	32	48	32	5	5	80,5
RGKL 38	64	38	48	38	5	5	80,5

Standardfarben
- schwarz

Standard Colours
- *black*

Material
- Polypropylen (PP)

Material
- *Polypropylene (PP)*

Gruppe / Group: RGKLF

Runde Winkelgleitkappen mit aufgeschweißter Filzgleitfläche zum Abschluss von Auslegern
Round angle slide caps with welded felt base for ends of traverses

RGKLF

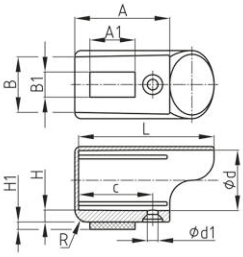

RGKLF

Bestellnummer *Order Number*	A *A* mm	A1 *A1* mm	B *B* mm	B1 *B1* mm	c *c* mm	d *d* mm	d1 *d1* mm	H *H* mm	H1 *H1* mm	L *L* mm
RGKLF 22	64	30	22	18	48	22	5	5	4	80,5
RGKLF 25	64	30	25	18	48	25	5	5	4	80,5
RGKLF 28	64	30	25	18	48	28	5	5	4	80,5
RGKLF 30	64	38	30	26	48	30	5	5	4	80,5
RGKLF 32	64	38	32	26	48	32	5	5	4	80,5
RGKLF 35	64	38	35	30	48	35	5	5	4	80,5
RGKLF 38	64	38	38	30	48	38	5	5	4	80,5

Standardfarben
- schwarz

Standard Colours
- *black*

Material
- Grundkörper: Polypropylen (PP)
- Gleitfläche: Filz

Material
- *Base body: Polypropylene (PP)*
- *Slide base: felt*

Gruppe / Group: RGKLK

Runde Winkelgleitkappen mit aufgeschweißter Kunststoffgleitfläche zum Abschluss von Auslegern
Round angle slide caps with welded plastic base for ends of traverses

Bestellnummer *Order Number*	A *A* mm	A1 *A1* mm	B *B* mm	B1 *B1* mm	c *c* mm	d *d* mm	d1 *d1* mm	H *H* mm	H1 *H1* mm	L *L* mm
RGKLK 22	64	30	22	18	48	22	5	5	3	80,5
RGKLK 25	64	30	25	18	48	25	5	5	3	80,5
RGKLK 28	64	30	25	18	48	28	5	5	3	80,5
RGKLK 30	64	38	30	26	48	30	5	5	3	80,5
RGKLK 32	64	38	32	26	48	32	5	5	3	80,5
RGKLK 35	64	38	35	30	48	35	5	5	3	80,5
RGKLK 38	64	38	38	30	48	38	5	5	3	80,5

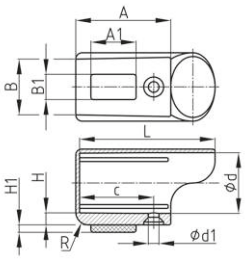

RGKLK

RGKLK

Standardfarben
- schwarz

Material
- Grundkörper: Polypropylen (PP)
- Gleitfläche: Polyethylen (PE)

Standard Colours
- *black*

Material
- *Base body: Polypropylene (PP)*
- *Slide base: Polyethylene (PE)*

Gruppe / Group: RGXW

Runde Winkelgleitkappen mit austauschbaren Einsatz
Round angle sliding caps with replaceable insert

RGXW

RGXW mit Gleiteinsatz XWEF

RGXW mit Gleiteinsatz XWEP

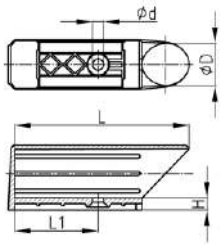

XWE

Bestellnummer *Order Number*	D *D* mm	d *d* mm	H *H* mm	L *L* mm	L1 *L1* mm
RGXW 22	22	5	5,7	96	48

Standardfarben
- schwarz

Material
- Grundkörper: Polypropylen (PP)
- Gleiteinsatz: Filz
- Gleiteinsatz: Polypropylen (PP)

Bestellhinweise
- Der Gleiter kann nur mit dem entsprechenden Gleiteinsatz aus der Produktgruppe XWE verwendet werden. Bitte separat bestellen!

Standard Colours
- *black*

Material
- *Base body: Polypropylene (PP)*
- *Sliding insert: felt*
- *Sliding insert: Polyproylene (PP)*

Order informations
- *The glider can only be used with the corresponding glide insert from the XWE product group. Please order separately!*

Gruppe / Group: XWE

Gleiteinsatz für Produktgruppen RGXW und XW
Sliding plug for product group RGXW and XW

XWE-P

XWE-F

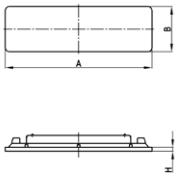

XWE-P

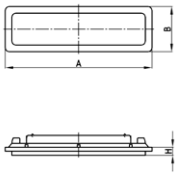

XWE-F

Bestellnummer *Order Number*	A *A* mm	B *B* mm	H *H* mm
XWE 22/90 F	90	32	4
XWE 22/90 P	90	32	2

Standardfarben
- schwarz
- natur

Material
- Gleiteinsatz F: Filz
- Gleiteinsatz P: Polypropylen (PP)

Bestellhinweise
- Die Gleiteinsätze sind Bestandteil der Produktgruppen RGXW und XW. Bei Bedarf bitte separat bestellen.

Standard Colours
- *black*
- *uncoloured*

Material
- *Sliding insert F: felt*
- *Sliding insert P: Polyproylene (PP)*

Order informations
- *The slide inserts are part of the RGXW and XW product groups. Please order separately if required.*

Gruppe / Group: OGK/PE

Ovale Winkelgleitkappen (PE) zum Abschluss von Auslegern
Oval angle slide caps (PE) for ends of traverses

OGK/PE

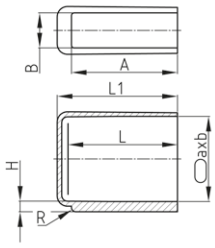

OGK/PE

Bestellnummer *Order Number*	a *a* mm	A *A* mm	b *b* mm	B *B* mm	H *H* mm	L *L* mm	L1 *L1* mm
OGK 30x15 60 lang PE	30	48	15	11	2,7	52	60
OGK 35x20 60 lang PE	35	48	20	15	2,7	52	60
OGK 38x20 60 lang PE	38	48	20	15	2,7	52	60
OGK 40x20 60 lang PE	40	48	20	15	2,7	52	60
OGK 50x20 70 lang PE	50	59	20	15	2,7	60	70
OGK 50x25 70 lang PE	50	57	25	20	2,7	60	70
OGK 50x30 70 lang PE	50	58	30	25	2,7	60	70
OGK 60x30 70 lang PE	60	58	30	25	2,7	60	70

Standardfarben
- schwarz RAL 9005

Material
- Polyethylen (PE)

Standard Colours
- *black RAL 9005*

Material
- *Polyethylene (PE)*

Gruppe / Group: OGK2

Ovale Winkelgleitkappen (Trittschutz, Kippelradius) zum Abschluss von Auslegern mit glattem Boden
Heavy duty oval angle slide caps for ends of traverses with plane base made of polyamide

OGK2

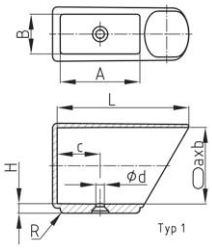

OGK2 Typ 1

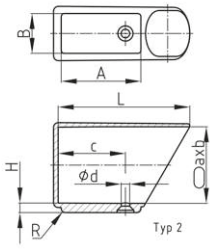

OGK2 Typ 2

Bestellnummer *Order Number*	Typ *Type*	a *a* mm	b *b* mm	A *A* mm	B *B* mm	c *c* mm	d *d* mm	H *H* mm	L ca. *L ca.* mm
OGK2 38x20	2	38	20	54,5	20	48,5	5,7	6	83
OGK2 40x20	2	40	20	54,5	20	48,5	5,7	6	83
OGK2 50x30	1	50	30	52	26	28	5,7	6	89
OGK2 60x30	1	60	30	56,5	27	30,5	5,7	6	94

Standardfarben
- schwarz RAL 9005

Material
- Polyamid 6 (PA 6)

Standard Colours
- *black RAL 9005*

Material
- *Polyamide 6 (PA 6)*

Gruppe / Group: OGK2/F

Ovale Winkelgleitkappen (Trittschutz, Kippelradius) mit Filzaufnahme (GK) oder mit sehr fest eingeklebtem Filz (mmk)
Heavy duty oval angle slide caps for traverses with plane base or with mounting for felts (GK) or with strongly glued felts (mmk) made of polyamide

OGK2/F..mmk

OGK2/F.. GK

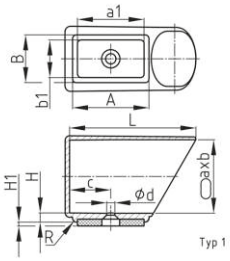

OGK2/F..mmk

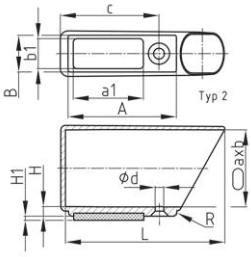

OGK2/F.. GK

Bestellnummer *Order Number*	Typ *Type*	a *a* mm	b *b* mm	a1 *a1* mm	b1 *b1* mm	A *A* mm	B *B* mm	c *c* mm	d *d* mm	H *H* mm	H1 *H1* mm	L ca. *L ca.* mm
OGK2/F 38x20 GK	2	38	20	32	15	54,5	20	48,5	5,7	6	-	83
OGK2/F 38x20 mmK	2	38	20	32	15	54,5	20	48,5	5,7	6	2	83
OGK2/F 40x20 GK	2	40	20	32	15	54,5	20	48,5	5,7	6	-	83
OGK2/F 40x20 mmK	2	40	20	32	15	54,5	20	48,5	5,7	6	2	83
OGK2/F 50x30 GK	1	50	30	45	20	52	26	28	5,7	6	-	89
OGK2/F 50x30 mmK	1	50	30	45	20	52	26	28	5,7	6	2	89
OGK2/F 60x30 GK	1	60	30	45	20	56,5	27	30,5	5,7	6	-	94
OGK2/F 60x30 mmK	1	60	30	45	20	56,5	27	30,5	5,7	6	2	94

Standardfarben
- schwarz RAL 9005

Standard Colours
- *black RAL 9005*

Fortsetzung nächste Seite / *Continue next page*

Gruppe / Group: OGK2/F - siehe Vorseite / look at page before

Material
- Grundkörper: Polyamid 6 (PA 6)
- Gleitfläche: Filz
- Acrylatkleber

Bestellhinweise
- OGK2/F...mmk wird mit hochfest geklebtem Filz geliefert.
- OGK2/F...GK wird mit Filzaufnahmetasche geliefert - Sie montieren einen Filz Ihrer Wahl.

Material
- *Base body: Polyamide (PA 6)*
- *Slide base: felt*
- *acrylate adhesive*

Order informations
- *OGK2F...mmk will be delivered with very good adhesive.*
- *OGK2/F...GK will be delivered with a take-up bag - you assemble a felt of your choice.*

Gruppe / Group: OGK2/H

Ovale Winkelkappen (Trittschutz, Kippelradius) mit weichem Gleiteinsatz (abriebresistent, rutschfest, geräuschdämpfend)
Heavy duty round angle caps for ends of traverses made of polyamide and with strongly glued-in slide blocking and silencing plug

OGK2/H

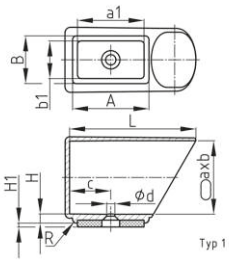

OGK2/H - Typ 1

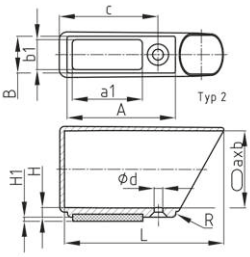

OGK2/H - Typ 2

Bestellnummer *Order Number*	Typ *Type*	a *a* mm	b *b* mm	a1 *a1* mm	b1 *b1* mm	A *A* mm	B *B* mm	c *c* mm	d *d* mm	H *H* mm	H1 *H1* mm	L ca. *L ca.* mm
OGK2/H 38x20 PUR HP 32x15	2	38	20	32	15	54,5	20	48,5	5,7	6	2	83
OGK2/H 40x20 PUR HP 32x15	2	40	20	32	15	54,5	20	48,5	5,7	6	2	83
OGK2/H 50x30 PUR HP 44,5x20	1	50	30	45	20	52	26	28	5,7	6	2	89
OGK2/H 60x30 PUR HP 44,5x20	1	60	30	45	20	56,5	27	30,5	5,7	6	2	94

Standardfarben
- schwarz RAL 9005

Material
- Grundkörper: Polyamid 6 (PA 6)
- Gleitfläche: Polyurethan (PUR), ca. 80 Shore A
- Acrylatkleber

Standard Colours
- *black RAL 9005*

Material
- *Base body: Polyamide (PA 6)*
- *Slide base: Polyurethane (PUR), appr. 80 Shore A*
- *acrylate adhesive*

Gruppe / Group: OGKL

Ovale Winkelgleitkappen zum Abschluss von Auslegern mit glattem Boden
Oval angle slide caps for ends of traverses with plane base

OGKL

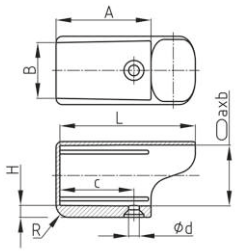

OGKL

Bestellnummer *Order Number*	a *a* mm	b *b* mm	A *A* mm	B *B* mm	c *c* mm	d *d* mm	H *H* mm	L *L* mm
OGKL 38x20	38	20	64	25	48	5	5	80,5
OGKL 40x20	40	20	64	25	48	5	5	80,5

Standardfarben
- schwarz

Material
- Polypropylen (PP)

Standard Colours
- *black*

Material
- *Polypropylene (PP)*

Gruppe / Group: OGKLF

Ovale Winkelgleitkappen mit aufgeschweißter Filzgleitfläche zum Abschluss von Auslegern
Oval angle slide caps with welded felt base for ends of traverses

Bestellnummer *Order Number*	a *a* mm	b *b* mm	A *A* mm	B *B* mm	A1 *A1* mm	B1 *B1* mm	c *c* mm	d *d* mm	H *H* mm	H1 *H1* mm	L *L* mm
OGKLF 38x20	38	20	64	25	30	18	48	5	5	4	80,5
OGKLF 40x20	40	20	64	25	30	18	48	5	5	4	80,5

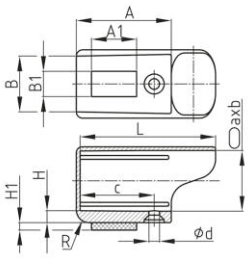

OGKLF

OGKLF

Standardfarben
- schwarz

Material
- Grundkörper: Polypropylen (PP)
- Gleitfläche: Filz

Standard Colours
- *black*

Material
- *Base body: Polypropylene (PP)*
- *Slide base: felt*

Gruppe / Group: OGKLK

Ovale Winkelgleitkappen mit aufgeschweißter Kunststoffgleitfläche zum Abschluss von Auslegern
Oval angle slide caps with welded plastic base for ends of traverses

Bestellnummer *Order Number*	a *a* mm	b *b* mm	A *A* mm	B *B* mm	A1 *A1* mm	B1 *B1* mm	c *c* mm	d *d* mm	H *H* mm	H1 *H1* mm	L *L* mm
OGKLK 38x20	38	20	64	25	30	18	48	5	5	4	80,5
OGKLK 40x20	40	20	64	25	30	18	48	5	5	4	80,5

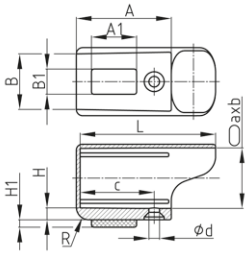

OGKLK

OGKLK

Standardfarben
- schwarz

Material
- Grundkörper: Polypropylen (PP)
- Gleitfläche: Polyethylen (PE) - natur

Standard Colours
- *black*

Material
- *Base body: Polypropylene (PP)*
- *Slide base: Polyethylene (PE) - uncoloured*

Gruppe / Group: VGK

Rechteckige Winkelgleitkappen zum Abschluss von Auslegern
Rectangular angle slide caps for ends of traverses

Bestellnummer *Order Number*	a *a* mm	b *b* mm	H *H* mm	L *L* mm	L1 *L1* mm
VGK 15x15	15	15	5	32	25
VGK 20x15	20	15	5	25	19
VGK 30x15	30	15	4	32	23
VGK 40x20	40	20	4	38	31

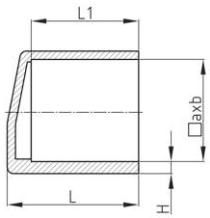

VGK

VGK

Standardfarben
- schwarz

Material
- Polyethylen (PE)

Standard Colours
- *black*

Material
- *Polyethylene (PE)*

Gruppe / Group: KSGSL

Klemmschalengleiter für Rundrohre
Clamping shell glides for round tubes

KSGSL

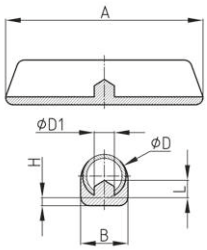

KSGSL

Bestellnummer *Order Number*	A *A* mm	B *B* mm	D *D* mm	D1 *D1* mm	H *H* mm	L *L* mm
KSGSL 50x13 / 10-11	50	13	10-11	3,8	3	2,5
KSGSL 50x13 / 12-13	50	14	12-13	4,5	3	2,5
KSGSL 50x13 / 13-14	50	16	13-14	4,5	3	2,5
KSGSL 50x13 / 15-16	50	18	15-16	4,5	3	2,5

Standardfarben
- schwarz
- natur

Standard Colours
- *black*
- *uncoloured*

Material
- Polypropylen (PP)

Material
- *Polypropylene (PP)*

Gruppe / Group: KSGSLF

Klemmschalengleiter mit Filz für Rundrohre
Clamping shell glides with felt base for round tubes

KSGSLF

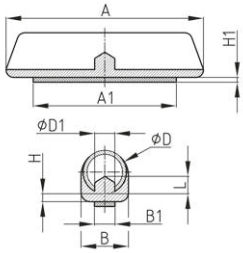

KSGSLF

Bestellnummer *Order Number*	A *A* mm	A1 *A1* mm	B *B* mm	B1 *B1* mm	D *D* mm	D1 *D1* mm	H *H* mm	H1 *H1* mm	L *L* mm
KSGSLF 50x13 / 10-11	50	42	13	6	10-11	3,8	3	1	2,5
KSGSLF 50x13 / 12-13	50	42	14	6	12-13	4,5	3	1	2,5
KSGSLF 50x13 / 13-14	50	42	16	6	13-14	4,5	3	1	2,5
KSGSLF 50x13 / 15-16	50	42	18	6	15-16	4,5	3	1	2,5

Standardfarben
- schwarz
- natur

Standard Colours
- *black*
- *uncoloured*

Material
- Grundkörper: Polypropylen (PP)
- Gleitfläche: Filz

Material
- *Base body: Polypropylene (PP)*
- *Slide base: felt*

Gruppe / Group: KKSG

Ellipsoid förmige Klemmschalengleiter mit Kunststoffgleitfläche
Ellipsoid-shaped clamping shell glides with plastic gliding surface

KKSG

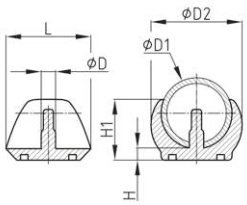

KKSG

Bestellnummer *Order Number*	Bohrungs-Ø *Boring-Ø* mm	D *D* mm	D1 *D1* mm	D2 *D2* mm	H *H* mm	H1 *H1* mm	L *L* mm
KKSG 20	5,8-5,9	5,7	18-20	28	5,5	19	25
KKSG 22	5,8-5,9	5,7	21-24	28,5	4,5	20,5	26,5
KKSG 24	5,8-5,9	5,7	23-24	33,5	5	22	30,5
KKSG 25	5,8-5,9	5,7	24-26	34	4,5	22	31,5
KKSG 28	5,8-5,9	5,7	27-29	36	5	24	33,5
KKSG 30	5,8-5,9	5,7	30-32	40	5	24,5	34,5
KKSG 32	5,8-5,9	5,7	32-34	41,5	5	27	36
KKSG 35	6,5-6,6	6,4	34-36	44,5	5,5	27,5	38,5

Standardfarben
- schwarz RAL 9005

Standard Colours
- *black RAL 9005*

Material
- Polyamid 6 (PA 6)

Material
- *Polyamide 6 (PA 6)*

Gruppe / Group: KKSGUG

Ellipsoid förmige Klemmschalengleiter mit PTFE- Gleitfläche
Ellipsoid-shaped clamping shell glides with PTFE sliding surface

Bestellnummer *Order Number*	Bohrungs-Ø *Boring-Ø* mm	D *D* mm	D1 *D1* mm	D2 *D2* mm	D3 *D3* mm	H *H* mm	H1 *H1* mm	L *L* mm
KKSGUG 22	5,8-5,9	5,7	21-24	28,5	20	5	20,5	26
KKSGUG 24	5,8-5,9	5,7	23-24	33,5	20	5	22	30,5
KKSGUG 25	5,8-5,9	5,7	24-26	34	20	4,5	22	31,5
KKSGUG 28	5,8-5,9	5,7	27-29	36	25	5	24	33,5
KKSGUG 30	5,8-5,9	5,7	30-32	40	25	5	24,5	34,5
KKSGUG 32	5,8-5,9	5,7	32-34	41,5	25	5	27	36
KKSGUG 35	6,5-6,6	6,4	34-36	44,5	25	5,5	27,5	38,5

KKSGUG

Standardfarben
- schwarz RAL 9005

Material
- Grundkörper: Polyamid 6 (PA 6)
- Gleitfläche: Polytetrafluorethylen (PTFE)

Standard Colours
- *black RAL 9005*

Material
- *Base body: Polyamide (PA 6)*
- *Slide base: Polytetrafluorethylene (PTFE)*

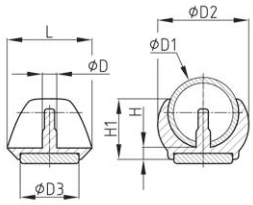

KKSGUG

Gruppe / Group: KKSGF

Ellipsoid förmige Klemmschalengleiter mit geräuschdämpfender Filzgleitfläche
Ellipsoid-shaped clamping shell glides with noise-damping felt gliding surface

Bestellnummer *Order Number*	Bohrungs-Ø *Boring-Ø* mm	D *D* mm	D1 *D1* mm	D2 *D2* mm	D3 *D3* mm	H *H* mm	H1 *H1* mm	L *L* mm
KKSGF 20	5,8-5,9	5,7	18-20	28	15	5,5	19	25
KKSGF 22	5,8-5,9	5,7	21-24	28,5	20	4,5	20,5	26,5
KKSGF 24	5,8-5,9	5,7	23-24	33,5	20	5	22	30,5
KKSGF 25	5,8-5,9	5,7	24-26	34	20	4,5	22	31,5
KKSGF 28	5,8-5,9	5,7	27-29	36	25	5	24	33,5
KKSGF 30	5,8-5,9	5,7	30-32	40	25	5	24,5	34,5
KKSGF 32	5,8-5,9	5,7	32-34	41,5	25	5	27	36
KKSGF 35	6,5-6,6	6,4	34-36	44,5	25	5,5	27,5	38,5

KKSGF

Standardfarben
- schwarz RAL 9005

Material
- Grundkörper: Polyamid 6 (PA 6)
- Gleitfläche: Wollfilz

Standard Colours
- *black RAL 9005*

Material
- *Base body: Polyamide (PA 6)*
- *Slide base: wool felt*

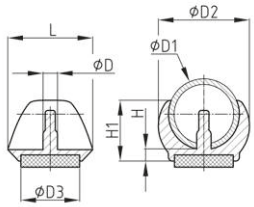

KKSGF

Gruppe / Group: KKSGH

Ellipsoid förmige Klemmschalengleiter mit geräuschdämpfendem PVC-P/TPE Gleitschutz-Hafteinsatz
Ellipsoid-shaped clamping shell glides with noise-damping PVC-P/TPE anti-slip adhesive insert

KKSGH-TPE

Bestellnummer *Order Number*	Bohrungs-Ø *Boring-Ø* mm	D *D* mm	D1 *D1* mm	D2 *D2* mm	D3 *D3* mm	H *H* mm	H1 *H1* mm	L *L* mm
KKSGH 20	5,8-5,9	5,7	18-20	28	15	5,5	19	25
KKSGH 22	5,8-5,9	5,7	21-24	28,5	20	4,5	20,5	26,5
KKSGH 25	5,8-5,9	5,7	24-26	34	20	5	22	31,5
KKSGH 28	5,8-5,9	5,7	27-29	36	25	5	24	33,5
KKSGH 30	5,8-5,9	5,7	30-32	40	25	4,5	24,5	34,5
KKSGH 32	5,8-5,9	5,7	32-34	41,5	25	5	27	36
KKSGH 35	6,5-6,6	6,4	34-36	44,5	25	5	27,5	38,5
KKSGH 60	6,5-6,6	6,4	59-61	67	34	7	44,5	48

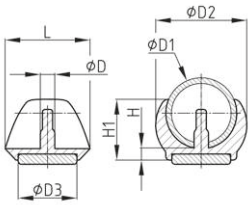

KKSGH

Standardfarben
- schwarz RAL 9005

Material
- Grundkörper: Polyamid 6 (PA 6)
- Hafteinsatz: Weich-PVC (PVC-P) / TPE

Standard Colours
- *black RAL 9005*

Material
- *Base body: Polyamide (PA 6)*
- *Adhesive insert: plasticised PVC (PVC-P) / TPE*

Gruppe / Group: KSG

Klemmschalengleiter
Clamping shell glides

KSG

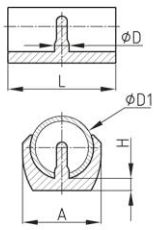

KSG

Bestellnummer *Order Number*	A *A* mm	D *D* mm	D1 *D1* mm	d *d* mm	d1 *d1* mm	H *H* mm	L *L* mm
KSG 8	17	-	8	-	-	4	24
KSG 10	19,5	-	10	-	-	4,5	30
KSG 10 B	13	-	10	4,3	8	4	22
KSG 12 B	15	-	12	4,3	8	4	22
KSG 14	20	5	14	-	-	3,5	26
KSG 16 (PA)	20	5	16-17	-	-	3,5	28
KSG 16	20	5	15-17	-	-	3,5	28
KSG 20	23,5	5,7	18-20	-	-	4,5	30
KSG 22	25,5	5,7	20-22	-	-	5	30
KSG 25	28	5,7	23-25	-	-	5	42
KSG 30	32,5	5,7	28-30	-	-	5	45

Standardfarben
- schwarz RAL 9005

Material
- Polyethylen (PE)

Bestellhinweise
- KSG 16 wird aus Polyamid PA 6 gefertigt
- B = mit Bohrung

Standard Colours
- *black RAL 9005*

Material
- *Polyethylene (PE)*

Order informations
- *KSG 16 is made of polyamide PA 6*
- *B = with drilling*

Gruppe / Group: KSGF

Klemmschalengleiter mit sehr fest eingeklebter geräuschdämpfender Filzgleitfläche
Clamping shell glides with strongly glued-in and silencing felt slide base

Bestellnummer *Order Number*	A *A* mm	B *B* mm	C *C* mm	D *D* mm	D1 *D1* mm	H *H* mm	H1 ca. *H1 ca.* mm	L *L* mm
KSGF 16 16-17	20	12	25	5	16-17	3,5	2	28
KSGF 20 18-20	26,5	15	25	5,6	18-20	4	2	30
KSGF 22 21-22	26,5	15	25	5,6	21-22	4	2	30
KSGF 25 24-25	29,5	17	31	5,6	24-25	5	2	42

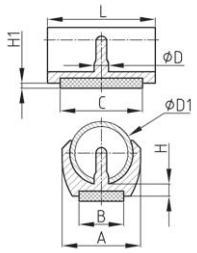

KSGF

KSGF

Standardfarben
- schwarz RAL 9005

Standard Colours
- *black RAL 9005*

Material
- Grundkörper: Polyamid 6 (PA 6)
- Gleitfläche: Wollfilz
- Acrylatkleber

Material
- *Base body: Polyamide (PA 6)*
- *Slide base: wool felt*
- *acrylate adhesive*

Gruppe / Group: KSGH2

Klemmschalengleiter mit weichem Gleiteinsatz: abriebresistent, rutschfest, geräuschdämpfend
Clamping shell glides with soft glide insert: abrasion-resistant, non-slip, noise-absorbing

Bestellnummer *Order Number*	A *A* mm	B *B* mm	C *C* mm	D *D* mm	D1 *D1* mm	H *H* mm	H1 ca. *H1 ca.* mm	L *L* mm
KSGH2 16 16-17	20	12	25	5	16-17	3,5	2	28
KSGH2 20 18-20	26,5	15	25	5,6	18-20	4	2	30
KSGH2 22 21-22	26,5	15	25	5,6	21-22	4	2	30
KSGH2 25 24-25	29,5	17	31	5,6	24-25	5	2	42

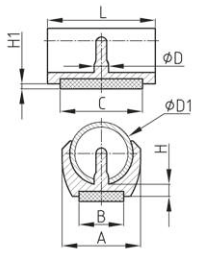

KSGH2

KSGH2

Standardfarben
- schwarz RAL 9005

Standard Colours
- *black RAL 9005*

Material
- Grundkörper: Polyamid 6 (PA 6)
- Gleitfläche: Polyurethan (PUR), ca. 80 Shore A
- Acrylatkleber

Material
- *Base body: Polyamide (PA 6)*
- *Slide base: Polyurethane (PUR), appr. 80 Shore A*
- *acrylate adhesive*

Gruppe / Group: KSGUG

Klemmschalengleiter mit PTFE Gleitfläche
Clamping shell glides with PTFE sliding surface

Bestellnummer *Order Number*	A *A* mm	B *B* mm	C *C* mm	D *D* mm	D1 *D1* mm	H *H* mm	H1 ca. *H1 ca.* mm	L *L* mm
KSGUG 16 16-17	20	12	25	5	16-17	3,5	2	28
KSGUG 20 18-20	26,5	15	25	5,6	18-20	4	2,5	30
KSGUG 22 21-22	26,5	15	25	5,6	21-22	4	2,5	30
KSGUG 25 24-25	29,5	17	31	5,6	24-25	5	2,5	42

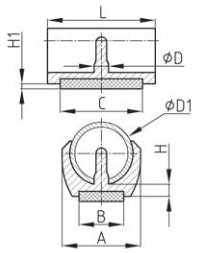

KSGUG

KSGUG

Standardfarben
- schwarz RAL 9005

Standard Colours
- *black RAL 9005*

Material
- Grundkörper: Polyamid 6 (PA 6)
- Gleitfläche: Polytetrafluorethylen (PTFE)
- Acrylatkleber

Material
- *Base body: Polyamide (PA 6)*
- *Slide base: Polytetrafluorethylene (PTFE)*
- *acrylate adhesive*

Gruppe / Group: KSGW

Klemmschalengleiter ohne Zapfen
Clamping shell glides without pin

KSGW

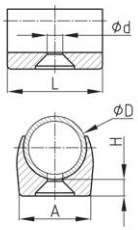

KSGW

Bestellnummer *Order Number*	A *A* mm	D *D* mm	d *d* mm	H *H* mm	L *L* mm
KSGW 12	16	12	5,5	6	30

Standardfarben
- schwarz

Standard Colours
- *black*

Material
- Grundkörper: LD- Polyethylen (LD-PE)

Material
- *Base body: LD-Polyethylene (LD-PE)*

Gruppe / Group: KSGW 2

Klemmschalengleiter mit Zapfen
Clamping shell glides with pin

KSGW 2

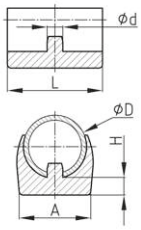

KSGW 2

Bestellnummer *Order Number*	A *A* mm	D *D* mm	d *d* mm	H *H* mm	L *L* mm
KSGW2 12	16	12	5,3	6	30

Standardfarben
- schwarz

Standard Colours
- *black*

Material
- Grundkörper: LD- Polyethylen (LD-PE)

Material
- *Base body: LD-Polyethylene (LD-PE)*

Gruppe / Group: KSGA

Klemmschalengleiter
Clamping shell glides

KSGA

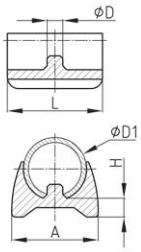

KSGA

Bestellnummer *Order Number*	A *A* mm	D *D* mm	D1 *D1* mm	H *H* mm	L *L* mm
KSGA 10-11	16,5	4,3	10-11	5	28
KSGA 12-13	20	4,9	12-13	6	28
KSGA 14-15	23	4,9	14-15	7	28
KSGA 15-16	26	5,8	15-16	8	28

Standardfarben
- schwarz

Standard Colours
- *black*

Material
- Grundkörper: Polypropylen (PP)

Material
- *Base body: Polypropylene (PP)*

Gruppe / Group: KSGAF

Klemmschalengleiter mit Filz
Clamping shell glides with felt slide base

Bestellnummer *Order Number*	A *A* mm	B *B* mm	D *D* mm	D1 *D1* mm	H *H* mm	H1 *H1* mm	L *L* mm
KSGAF 10-11	16,5	7	4,3	10-11	6	1	28
KSGAF 12-13	20	7	4,9	12-13	7	1	28
KSGAF 14-15	23	10	4,9	14-15	8	1	28
KSGAF 15-16	26	10	5,8	15-16	9	1	28

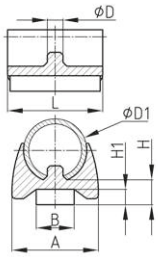

KSGAF

KSGAF

Standardfarben
- schwarz

Standard Colours
- *black*

Material
- Grundkörper: Polypropylen (PP)
- Gleitfläche: Filz

Material
- *Base body: Polypropylene (PP)*
- *Slide base: felt*

Gruppe / Group: KSGH

Klemmschalengleiter aus rutschhemmendem transparenten und geräuschdämpfenden TPE
Clamping shell glides made of adhesive transparent and silencing TPE

Bestellnummer *Order Number*	A *A* mm	d *d* mm	d1 *d1* mm	D1 *D1* mm	H *H* mm	L *L* mm
KSGH 10	14	4,3	8	10	4	22
KSGH 12	16	4,3	8	12	4	22

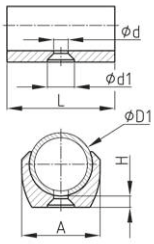

KSGH

KSGH

Standardfarben
- natur

Standard Colours
- *uncoloured*

Material
- Grundkörper: elastischer Thermoplast (TPE)

Material
- *Base body: elastic thermoplast (TPE)*

Gruppe / Group: SP

Klemmschalengleiter (leichte Ausführung) für Rundrohre
Light duty clamping shell glides for round tubes

Bestellnummer *Order Number*	D *D* mm	D1 *D1* mm	D2 *D2* mm	H *H* mm	L *L* mm
SP 14-16	5,5	14-16	18,5	3,5	18
SP 16-18	5,5	16-18	20,5	3,5	19
SP 18-20	5,5	18-20	22	3,5	20
SP 20-22	5,5	20-22	24,5	4	22
SP 24-26 / 5,5	5,5	24-26	28	5	25
SP 24-26 / 7,5	7,5	24-26	28,5	5	25
SP 28-30	7,5	28-30	32	5,5	30

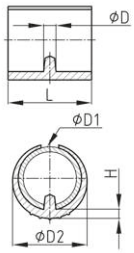

SP

SP

Standardfarben
- schwarz

Standard Colours
- *black*

Material
- Grundkörper: Polyethylen (PE)

Material
- *Base body: Polyethylene (PE)*

Gruppe / Group: SPOZ

Klemmschalengleiter für Rundrohre ohne Zapfen
Clamping shell glides for round tubes without pin

SPOZ

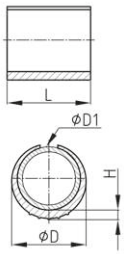

SPOZ

Bestellnummer *Order Number*	D *D* mm	D1 *D1* mm	H *H* mm	L *L* mm
SPOZ 14-16	18,5	14-16	3,5	18
SPOZ 16-18	20,5	16-18	3,5	19
SPOZ 18-20	22	18-20	3,5	20
SPOZ 20-22	24,5	20-22	4	22
SPOZ 24-26	28	24-26	4	25
SPOZ 28-30	32	28-30	5,5	30

Standardfarben
- schwarz

Standard Colours
- *black*

Material
- Grundkörper: Polyethylen (PE)

Material
- *Base body: Polyethylene (PE)*

Gruppe / Group: SPL

Klemmschalengleiter (leichte Ausführung) für Rundrohre, lang
Light duty clamping shell glides for round tubes, long

SPL

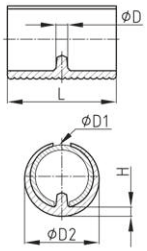

SPL

Bestellnummer *Order Number*	D *D* mm	D1 *D1* mm	D2 *D2* mm	H *H* mm	L *L* mm
SPL 18-20	6	18-20	23,5	4,5	46
SPL 24-26	8	24-26	29	5	46
SPL 28-30	8	28-30	33	5,5	46

Standardfarben
- schwarz

Standard Colours
- *black*

Material
- Grundkörper: Polyethylen (PE)

Material
- *Base body: Polyethylene (PE)*

Gruppe / Group: X

Schalengleiter (für Freischwinger)
Radius saddle feet for cantilever chairs

Bestellnummer *Order Number*	A *A* mm	B *B* mm	C *C* mm	d *d* mm	D *D* mm	H *H* mm	H1 *H1* mm
X 18	53,5	19,8	33,5	5,2	18-22	7	13,6
X 22 V2	50	23	-	5,8	22-25	7	11
X 28	45	24,8	22,5	5,2	28-30	7,7	11,8
X 40 *	49,5	22,6	-	5,5	40	6,3	8,4
X 45	46,5	45,8	22,5	6	45	7,8	17,8

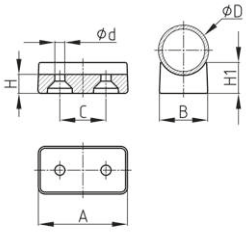

X

X

Standardfarben
- schwarz

Standard Colours
- *black*

Material
- Polyethylen (PE)

Material
- *Polyethylene (PE)*

Bestellhinweise
- *) = geänderte Abmaße

Order informations
- *) = changed dimensions*

Gruppe / Group: XF

Schalengleiter mit Filzgleitfläche (für Freischwinger)
Radius saddle feet with felt slide base for cantilever chairs

Bestellnummer *Order Number*	A *A* mm	A1 *A1* mm	B *B* mm	B1 *B1* mm	D *D* mm	H *H* mm	H1 *H1* mm	d *d* mm	d1 *d1* mm
XF 22 / 50	50	45	23	20	22-25	7	11	5,8	10

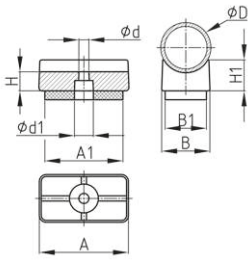

XF

XF

Standardfarben
- schwarz

Standard Colours
- *black*

Material
- Grundkörper: Polyethylen (PE)
- Gleitfläche: Filz

Material
- *Base body: Polyethylene (PE)*
- *Slide base: felt*

Gruppe / Group: XK

Schalengleiter mit Kunststoffgleitfläche (für Freischwinger)
Radius saddle feet with plastic slide base for cantilever chairs

Bestellnummer *Order Number*	A *A* mm	A1 *A1* mm	B *B* mm	B1 *B1* mm	D *D* mm	H *H* mm	H1 *H1* mm	d *d* mm	d1 *d1* mm
XK 22/50	50	45	23	20	22-25	7	11	5,8	10

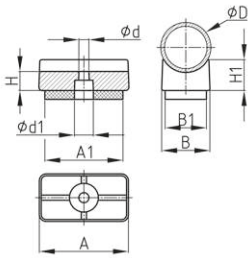

XK

XK

Standardfarben
- schwarz

Standard Colours
- *black*

Material
- Grundkörper: Polyethylen (PE)
- Gleitfläche: Polyethylen (PE) - natur

Material
- *Base body: Polyethylene (PE)*
- *Slide base: Polyethylene (PE) - uncoloured*

Gruppe / Group: XR

Schalengleiter für gebogene Rohre
Radius saddle feet for curved tube

XR

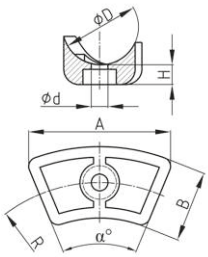

XR

Bestellnummer *Order Number*	α *α* °	A *A* mm	B *B* mm	D *D* mm	d *d* mm	H *H* mm	R *R* mm
XR 20-22	45	52,5	22	20-22	5,5	8	43,5
XR 22-23,5	45	53	23,5	22-23,5	5,5	7,3	42,8
XR 23,5-25	45	53,5	25	23,5-25	5,5	6,5	42

Standardfarben
- schwarz

Material
- Grundkörper: Polypropylen (PP)

Standard Colours
- *black*

Material
- *Base body: Polypropylene (PP)*

Gruppe / Group: XG

Schalengleiter (für Freischwinger)
Radius saddle feet for cantilever chairs

XG

XG SP

XG m.A.

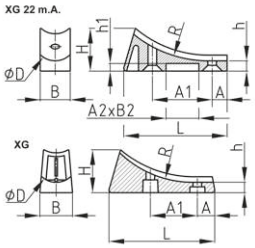

XG + XG m.A.

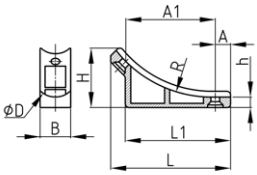

XG SP

Bestellnummer *Order Number*	A *A* mm	A1 *A1* mm	B *B* mm	D *D* mm	h *h* mm	H *H* mm	L *L* mm	L1 *L1* mm	R *R* mm
XG 22 / 71	9,5	42,3	27	22	6,5	25,8	71	-	90
XG 25 / 72,5 SP	9,5	51	25,5	25	8,3	38	72,5	63	80
XG 25 / 72,5	9,5	42,3	30	25	8,3	30,2	71	-	80
XG 32 / 75	12	28	32,5	32	8,3	30	75	-	96
XG 38 / 75	12	28	32	38	8,3	30	75	-	96

Standardfarben
- schwarz

Material
- Grundkörper: Polyethylen (PE)

Standard Colours
- *black*

Material
- *Base body: Polyethylene (PE)*

Gruppe / Group: XGF

Schalengleiter mit Filzgleitfläche (für Freischwinger)
Radius saddle feet with felt slide base for cantilever chairs

XGF

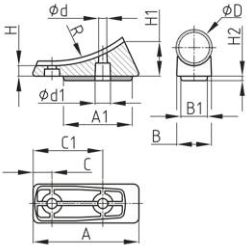

XGF

Bestellnummer *Order Number*	A *A* mm	A1 *A1* mm	B *B* mm	B1 *B1* mm	C *C* mm	C1 *C1* mm	D *D* mm	d *d* mm	d1 *d1* mm	H *H* mm	H1 *H1* mm	H2 *H2* mm	R *R* mm
XGF 22 / 71	71	50	27	21	9,5	52	22	10	5,9	6,5	23,5	3	90
XGF 25 / 72,5	72,5	50	30	21	9,5	52	25	10	5,9	8,3	28,5	3	80

Standardfarben
- schwarz

Material
- Grundkörper: Polyethylen (PE)
- Gleitfläche: Filz

Standard Colours
- *black*

Material
- *Base body: Polyethylene (PE)*
- *Slide base: felt*

Gruppe / Group: XGK

Schalengleiter mit Kunststoffgleitfläche (für Freischwinger)
Radius saddle feet with plastic slide base for cantilever chairs

XGK

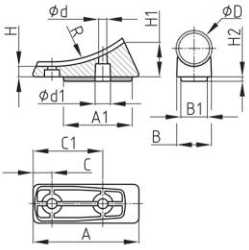

XGK

Bestellnummer *Order Number*	A *A* mm	A1 *A1* mm	B *B* mm	B1 *B1* mm	C *C* mm	C1 *C1* mm	D *D* mm	d *d* mm	d1 *d1* mm	H *H* mm	H1 *H1* mm	H2 *H2* mm	R *R* mm
XGK 22/71	71	50	27	21	9,5	52	22	5,9	10	6,5	23,5	3	90
XGK 25/72,5	72,5	50	30	21	9,5	52	25	5,9	10	8,3	28,5	3	80

Standardfarben
- schwarz

Material
- Grundkörper: Polyethylen (PE)
- Gleitfläche: Polyethylen (PE) - natur

Standard Colours
- *black*

Material
- *Base body: Polyethylene (PE)*
- *Slide base: Polyethylene (PE) - uncoloured*

Gruppe / Group: XW

Schalengleiter mit austauschbaren Gleiteinsatz
Radius saddle feet with replaceable glide insert

XW Grundkörper

XW mit Gleiteinsatz XWEF

XW mit Gleiteinsatz XWEP

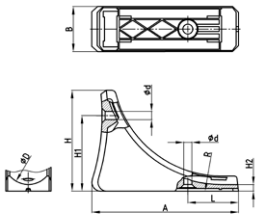

XW Grundkörper

Bestellnummer *Order Number*	A *A* mm	B *B* mm	D *D* mm	d *d* mm	H *H* mm	H1 *H1* mm	H2 *H2* mm	L *L* mm	R *R* mm
XW 22/90	90	32	22	5	70	53,5	5,7	32,5	72

Standardfarben
- schwarz

Material
- Polypropylen (PP)

Bestellhinweise
- Der Gleiter kann nur mit dem entsprechenden Gleiteinsatz aus der Produktgruppe XWE verwendet werden. Bitte separat bestellen!

Standard Colours
- *black*

Material
- *Polypropylene (PP)*

Order informations
- *The glider can only be used with the corresponding glide insert from the XWE product group. Please order separately!*

Gruppe / Group: XWE

Gleiteinsatz für Produktgruppen RGXW und XW
Sliding plug for product group RGXW and XW



XWEP

XWEF

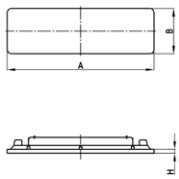

XWEP

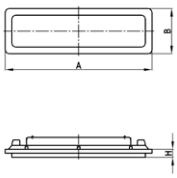

XWEF

Bestellnummer *Order Number*	A *A* mm	B *B* mm	H *H* mm
XWE 22/90 F	90	32	4
XWE 22/90 P	90	32	2

Standardfarben
- schwarz
- natur

Material
- Gleiteinsatz F: Filz
- Gleiteinsatz P: Polypropylen (PP)

Bestellhinweise
- Die Gleiteinsätze sind Bestandteil der Produktgruppen RGXW und XW. Bei Bedarf bitte separat bestellen.

Standard Colours
- *black*
- *uncoloured*

Material
- *Sliding insert F: felt*
- *Sliding insert P: Polyproylene (PP)*

Order informations
- *The slide inserts are part of the RGXW and XW product groups. Please order separately if required.*

Gruppe / Group: SG

Schalengleiter aus Polyamid (für Freischwinger und Kufenstühle)
Radius saddle feet made of polyamide for cantilever chairs

SG 25/45

SG 30/50

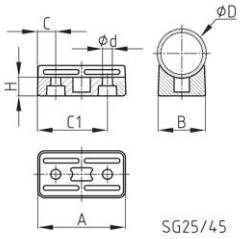

SG 25/45

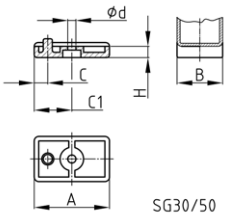

SG 30/50

Bestellnummer *Order Number*	A *A* mm	B *B* mm	C *C* mm	C1 *C1* mm	d *d* mm	D *D* mm	H *H* mm
SG 25/45	45	25	9,5	36	5,8	25	10
SG 30/50	50	30	9	25	5,4	30	8

Standardfarben
- schwarz RAL 9005

Material
- Polyamid 6 (PA 6)

Standard Colours
- *black RAL 9005*

Material
- *Polyamide 6 (PA 6)*

Gruppe / Group: SGR

Schalengleiter aus Polyamid (für Freischwinger, Kufenstühle und C-Rohr-Tische)
Radius saddle feet made of polyamide (for cantilever chairs, sled chairs and C-tubes tables)

SGR 30/99

SGR 25/55

SGR 30/76

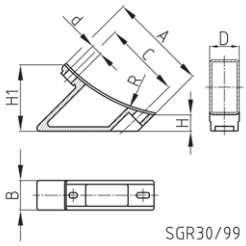

SGR 30/99

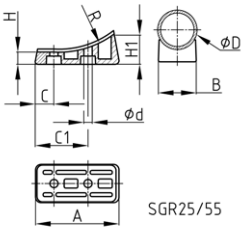

SGR 25/55

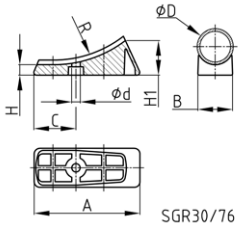

SGR 30/76

Bestellnummer *Order Number*	A *A* mm	B *B* mm	C *C* mm	C1 *C1* mm	d *d* mm	D *D* mm	H *H* mm	H1 *H1* mm	R *R* mm
SGR 25/55	55	25	12	34,5	5,7	25	9	21,5	70
SGR 30/76	76	28,3	29	-	6,4	30	8	27	85
SGR 30/99	99	30	70	-	5,4	30	11,5	58	130

Fortsetzung nächste Seite / *Continue next page*

Gruppe / Group: SGR - siehe Vorseite / look at page before

Standardfarben
- schwarz RAL 9005

Material
- Polyamid 6 (PA 6)

Standard Colours
- *black RAL 9005*

Material
- *Polyamide 6 (PA 6)*

Gruppe / Group: SGRF

Schalengleiter aus Polyamid für Rechteckrohre mit Filzgleitfläche
Radius saddle feet made of polyamide for rectangular tubes with felt slide base

SGRF

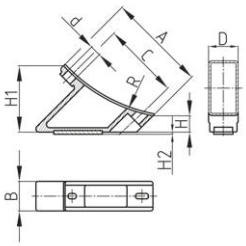

SGRF

Bestellnummer *Order Number*	A *A* mm	B *B* mm	C *C* mm	d *d* mm	D *D* mm	H *H* mm	H1 *H1* mm	H2 *H2* mm	R *R* mm
SGRF 30/99	99	30	70	5,4	30	11,5	58	2,5	130

Standardfarben
- schwarz RAL 9005

Material
- Grundkörper: Polyamid 6 (PA 6)
- Gleitfläche: Wollfilz

Standard Colours
- *black RAL 9005*

Material
- *Base body: Polyamide (PA 6)*
- *Slide base: wool felt*

Gruppe / Group: SGRH

Schalengleiter aus Polyamid für Rechteckrohre mit weichem Einsatz (abriebresistent, rutschfest)
Radius saddle feet made of polyamide for rectangular tubes with slide base (non-slipping/ abrasion-resistant)

SGRH

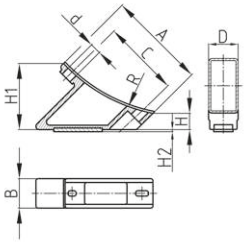

SGRH

Bestellnummer *Order Number*	A *A* mm	B *B* mm	C *C* mm	d *d* mm	D *D* mm	H *H* mm	H1 *H1* mm	H2 *H2* mm	R *R* mm
SGRH 30/99	99	30	70	5,4	30	11,5	58	2,5	130

Standardfarben
- schwarz RAL 9005

Material
- Grundkörper: Polyamid 6 (PA 6)
- Gleitfläche: Polyurethan (PUR), ca. 80 Shore A
- Acrylatkleber

Standard Colours
- *black RAL 9005*

Material
- *Base body: Polyamide (PA 6)*
- *Slide base: Polyurethane (PUR), appr. 80 Shore A*
- *acrylate adhesive*

Gruppe / Group: SGX

Schalengleiter aus Polyamid (für Rohr-Freischwinger und Kufenstühle)
Radius saddle feet made of polyamide for tube-based cantilever chairs

SGX

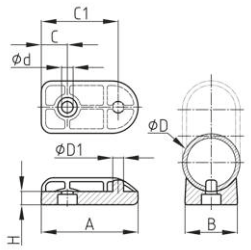

SGX

Bestellnummer *Order Number*	A *A* mm	B *B* mm	C *C* mm	C1 *C1* mm	d *d* mm	D *D* mm	D1 *D1* mm	H *H* mm
SGX 25/45	45	22	13	34	5,7	25	5,7	7
SGX 30/50	50	27	13,5	39,5	5,9	30	5,5	7

Standardfarben
- schwarz RAL 9005

Material
- Polyamid 6 (PA 6)

Standard Colours
- *black RAL 9005*

Material
- *Polyamide 6 (PA 6)*

Gruppe / Group: SGRX

Schalengleiter aus Polyamid (für Rohr-Freischwinger/Kufenstühle mit unterschiedlichen Biegeradien)
Radius saddle feet made of polyamide for tube-based cantilever chairs with diverse bending radii

SGRX

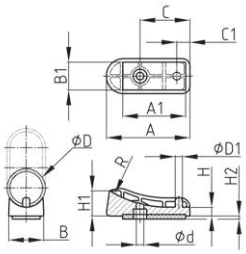

SGRX

Bestellnummer *Order Number*	A *A* mm	B *B* mm	C *C* mm	C1 *C1* mm	d *d* mm	D *D* mm	D1 *D1* mm	H *H* mm	H1 ca. *H1 ca.* mm	R *R* mm
SGRX 25/60 R63,5	60	22	35	9	5,2	25	5,7	7	21	63,5
SGRX 25/60 R75	60	22	35	9	5,2	25	5,7	7	21	75
SGRX 30/64 R80	65	27,5	39	9,5	5,9	30	5,6	7	20	80
SGRX 30/64 R85	65	27,5	39	9,5	5,9	30	5,6	7	19,5	85

Standardfarben
- schwarz RAL 9005

Material
- Polyamid 6 (PA 6)

Standard Colours
- *black RAL 9005*

Material
- *Polyamide 6 (PA 6)*

Gruppe / Group: SGXF

Schalengleiter aus Polyamid (für Rohr-Freischwinger und Kufenstühle)
Radius saddle feet made of polyamide for tube-based cantilever chairs

SGXF

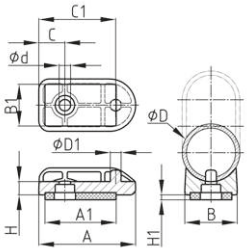

SGXF

Bestellnummer *Order Number*	A *A* mm	B *B* mm	A1 *A1* mm	B1 *B1* mm	C *C* mm	C1 *C1* mm	d *d* mm	D *D* mm	D1 *D1* mm	H *H* mm	H1 *H1* mm
SGXF 25/45	45	22	32	15	13	34	5,7	25	5,7	7	3
SGXF 30/50	50	27	36	21	13,5	39,5	5,9	30	5,5	7	3

Standardfarben
- schwarz RAL 9005

Material
- Grundkörper: Polyamid 6 (PA 6)
- Gleitfläche: Wollfilz
- Acrylatkleber

Standard Colours
- *black RAL 9005*

Material
- *Base body: Polyamide (PA 6)*
- *Slide base: wool felt*
- *acrylate adhesive*

Gruppe / Group: SGRXF

Schalengleiter aus Polyamid (für Rohr-Freischwinger/Kufenstühle mit unterschiedlichen Biegeradien)
Radius saddle feet made of polyamide for tube-based cantilever chairs with diverse bending radii

SGRXF

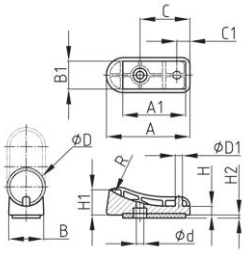

SGRXF

Bestellnummer *Order Number*	A *A* mm	A1 *A1* mm	B *B* mm	B1 *B1* mm	C *C* mm	C1 *C1* mm	d *d* mm	D *D* mm	D1 *D1* mm	H *H* mm	H1 ca. *H1 ca.* mm	H2 *H2* mm	R *R* mm
SGRXF 25/60 R63,5	60	44,5	22	15	35	9	5,2	25	5,7	7	21,5	3	63,5
SGRXF 25/60 R75	60	44,5	22	15	35	9	5,2	25	5,7	7	20	3	75
SGRXF 30/64 R80	65	48	27,5	20,5	39	9,5	5,9	30	5,6	7	20	3	80
SGRXF 30/64 R85	65	48	27,5	20,5	39	9,5	5,9	30	5,6	7	19,5	3	85

Standardfarben
- schwarz RAL 9005

Material
- Grundkörper: Polyamid 6 (PA 6)
- Gleitfläche: Wollfilz
- Acrylatkleber

Standard Colours
- *black RAL 9005*

Material
- *Base body: Polyamide (PA 6)*
- *Slide base: wool felt*
- *acrylate adhesive*

Gruppe / Group: SGXH

Schalengleiter aus Polyamid (für Rohr-Freischwinger/Kufenstühle) mit weichem Gleiteinsatz (abriebresistent, rutschfest)
Radius saddle feet made of polyamide for tube-based cantilever chairs with slide base (non-slipping, abrasion-resistant)

SGXH

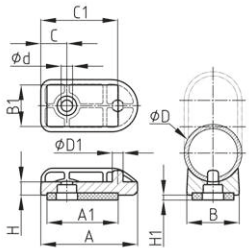

SGXH

Bestellnummer *Order Number*	A *A* mm	B *B* mm	A1 *A1* mm	B1 *B1* mm	C *C* mm	C1 *C1* mm	d *d* mm	D *D* mm	D1 *D1* mm	H *H* mm	H1 *H1* mm
SGXH 25/45	45	22	32	15	13	34	5,7	25	5,7	7	2,5
SGXH 30/50	50	27	36	21	13,5	39,5	5,9	30	5,9	7	2,5

Standardfarben
- schwarz RAL 9005

Material
- Grundkörper: Polyamid 6 (PA 6)
- Gleitfläche: Polyurethan (PUR), ca. 80 Shore A
- Acrylatkleber

Standard Colours
- *black RAL 9005*

Material
- *Base body: Polyamide (PA 6)*
- *Slide base: Polyurethane (PUR), appr. 80 Shore A*
- *acrylate adhesive*

Gruppe / Group: SGRXH

Schalengleiter (für Rohr-Freischwinger/Kufenstühle mit div. Biegeradien) mit Gleiteinsatz (abriebresistent, rutschfest)
Radius saddle feet for tube-based cantilever chairs with gliding insert (non-slipping, abrasion-resistant)

SGRXH

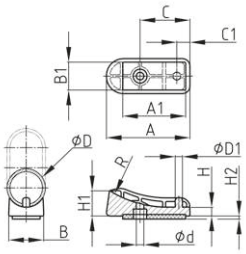

SGRXH

Bestellnummer *Order Number*	A *A* mm	B *B* mm	A1 *A1* mm	B1 *B1* mm	C *C* mm	C1 *C1* mm	d *d* mm	D *D* mm	D1 *D1* mm	H *H* mm	H1 ca. *H1 ca.* mm	H2 *H2* mm	R *R* mm
SGRXH 25/60 R63,5	60	22	44,5	15	35	9	6	25	5,7	7	21,5	2,5	63,5
SGRXH 25/60 R75	60	22	44,5	15	35	9	6	25	5,7	7	20	2,5	75
SGRXH 30/64 R80	65	27,5	48	20,5	39	9,5	6	30	5,6	7	20	2,5	80
SGRXH 30/64 R85	65	27,5	48	20,5	39	9,5	6	30	5,6	7	19,5	2,5	85

Standardfarben
- schwarz RAL 9005

Material
- Grundkörper: Polyamid 6 (PA 6)
- Gleitfläche: Polyurethan (PUR), ca. 80 Shore A
- Acrylatkleber

Standard Colours
- *black RAL 9005*

Material
- *Base body: Polyamide (PA 6)*
- *Slide base: Polyurethane (PUR), appr. 80 Shore A*
- *acrylate adhesive*

Gruppe / Group: SGXT

Schalengleiter aus transparentem PVC-P (für Rohr-Freischwinger/Kufenstühle, abriebresistent)
Transparent PVC-P radius saddle feet for tube-based cantilever chairs (non-slipping, abrasion-resistant)

SGXT

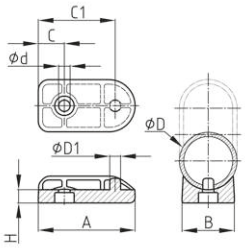

SGXT

Bestellnummer *Order Number*	A *A* mm	B *B* mm	C *C* mm	C1 *C1* mm	d *d* mm	D *D* mm	D1 *D1* mm	H *H* mm
SGXT 25/45	45	22	13	34	5,7	25	5,7	7
SGXT 30/50	50	27	13,5	39,5	5,9	30	5,5	7

Standardfarben
- natur

Material
- Weich-PVC (PVC-P), ca. 92 Shore A

Standard Colours
- *uncoloured*

Material
- *Plasticised PVC (PVC-P), app. 92 Shore A*

Gruppe / Group: SGRXT

Schalengleiter aus transparentem PVC-P (für Rohr-Freischwinger/Kufenstühle mit div. Biegeradien, abriebresistent)
Transparent PVC-P radius saddle feet for tube-based cantilever chairs (non-slipping, abrasion-resistant)

SGRXT

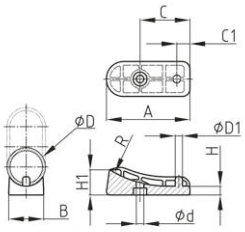

SGRXT

Bestellnummer *Order Number*	A *A* mm	B *B* mm	C *C* mm	C1 *C1* mm	d *d* mm	D *D* mm	D1 *D1* mm	H *H* mm	H1 ca. *H1 ca.* mm	R *R* mm
SGRXT 25/60 R 63,5	60	22	35	9	5,2	25	5,7	7	21	63,5
SGRXT 25/60 R 75	60	22	35	9	5,2	25	5,7	7	21	75
SGRXT 30/64 R 80	65	27,5	39	9,5	5,9	30	5,5	7	20	80
SGRXT 30/64 R 85	65	27,5	39	9,5	5,9	30	5,5	7	19,5	85

Standardfarben
- natur

Material
- Weich-PVC (PVC-P), ca. 92 Shore A

Standard Colours
- *uncoloured*

Material
- *Plasticised PVC (PVC-P), app. 92 Shore A*

Gruppe / Group: XC

Schalengleiter für Ovalrohre
Radius saddle feet for oval tubes

XC

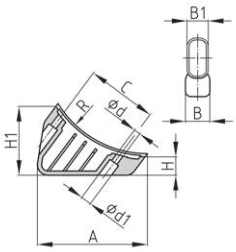

XC

Bestellnummer *Order Number*	A *A* mm	B *B* mm	B1 *B1* mm	C *C* mm	d *d* mm	d1 *d1* mm	H *H* mm	H1 *H1* mm	R *R* mm
XC 38x20 / 23 / 68	96,5	22	20	68	5,9	10	12	66,5	125

Standardfarben
- schwarz

Material
- Polyamid (PA)

Standard Colours
- *black*

Material
- *Polyamide (PA)*

Gruppe / Group: X2

Schalengleiter
Radius saddle feet

X2

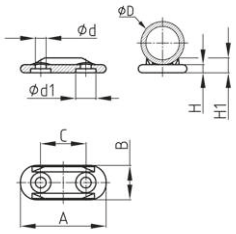

X2

Bestellnummer *Order Number*	A *A* mm	B *B* mm	C *C* mm	d *d* mm	d1 *d1* mm	D *D* mm	H *H* mm	H1 *H1* mm
X2 49,4x21,4x5 / 27,4	49,5	21,5	27,5	5,3	10	25-32	5	8

Standardfarben
- schwarz

Material
- Polyamid 6 (PA 6)

Standard Colours
- *black*

Material
- *Polyamide 6 (PA 6)*

Gruppe / Group: XF2

Schalengleiter mit Filzgleitfläche
Radius saddle feet with felt base

Bestellnummer *Order Number*	A *A* mm	B *B* mm	C *C* mm	d *d* mm	d1 *d1* mm	D *D* mm	D1 *D1* mm	H *H* mm	H1 *H1* mm	H2 *H2* mm
XF2 49,4x21,4x5 / 27,4	49,5	21,5	27,5	5,3	10	25-32	16	5	8	4

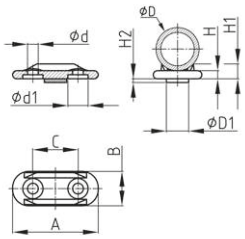

XF2

XF2

Standardfarben
- schwarz

Material
- Grundkörper: Polyamid 6 (PA 6)
- Gleitfläche: Filz

Standard Colours
- *black*

Material
- *Base body: Polyamide (PA 6)*
- *Slide base: felt*

Gruppe / Group: XG2

Schalengleiter
Radius saddle feet

Bestellnummer *Order Number*	A *A* mm	B *B* mm	B1 *B1* mm	C *C* mm	C1 *C1* mm	d *d* mm	d1 *d1* mm	D *D* mm	H *H* mm	H1 *H1* mm
XG2-77 / 27 / 5	77,1	27,4	21,3	10	27,4	5,3	10	25-32	5	14

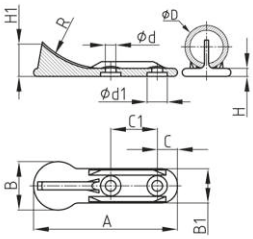

XG2

XG2

Standardfarben
- schwarz

Material
- Polyamid 6 (PA 6)

Standard Colours
- *black*

Material
- *Polyamide 6 (PA 6)*

Gruppe / Group: XGF2

Schalengleiter mit Filzgleitfläche
Radius saddle feet with felt base

XG2F

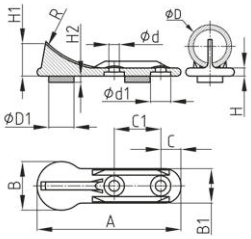

XG2F

Bestellnummer *Order Number*	A *A* mm	B *B* mm	B1 *B1* mm	C *C* mm	C1 *C1* mm	d *d* mm	d1 *d1* mm	D *D* mm	D1 *D1* mm	H *H* mm	H1 *H1* mm	H2 *H2* mm	R *R* mm
XGF2-77 / 27 / 5	77,1	27,4	21,3	10	27,4	5,3	10	25-32	16	5	14	2	95

Standardfarben
- schwarz

Material
- Grundkörper: Polyamid 6 (PA 6)
- Gleitfläche: Filz

Standard Colours
- *black*

Material
- *Base body: Polyamide (PA 6)*
- *Slide base: felt*

Gruppe / Group: GK

Gleitkufen (Abstandhalter, Auflagenschutz)
Long furniture glides (spacers, stash protection elements)

GK

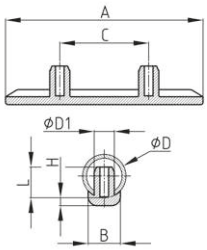

GK

Bestellnummer *Order Number*	A *A* mm	B *B* mm	C *C* mm	D *D* mm	D1 *D1* mm	H *H* mm	L *L* mm
GK 100x15 / 18-22	100	14	64	18-22	9	5	11
GK 100x17 / 22-25	100	17	64	22-25	9	5	11

Standardfarben
- schwarz
- natur

Standard Colours
- *black*
- *uncoloured*

Material
- Polyamid (PA)

Material
- *Polyamide (PA)*

Gruppe / Group: GKF

Gleitkufen mit Filz (Abstandhalter, Auflagenschutz)
Long furniture glides with felt base (spacers, stash protection elements)

GKF

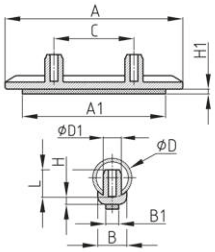

GKF

Bestellnummer *Order Number*	A *A* mm	A1 *A1* mm	B *B* mm	B1 *B1* mm	C *C* mm	D *D* mm	D1 *D1* mm	H *H* mm	H1 *H1* mm	L *L* mm
GKF 100x15 / 18-22	99	80,5	14	9,5	64	18-22	9	5	2	11
GKF 100x17 / 22-25	99	80,5	17	9,5	64	22-25	9	5	2	11

Standardfarben
- schwarz
- natur

Standard Colours
- *black*
- *uncoloured*

Material
- Grundkörper: Polyamid (PA)
- Gleitfläche: Filz

Material
- *Base body: Polyamide (PA)*
- *Slide base: felt*

Gruppe / Group: GKV

Kufengleiter für Vierkantrohre und Flachmaterial
Long glides for rectangular/square tubes and flat material

Bestellnummer *Order Number*	A *A* mm	B *B* mm	C *C* mm	D *D* mm	H *H* mm	L *L* mm
GKV 50x6x5	50	6	32	5,8	4	5
GKV 50x6x10	50	6	32	5,8	4	10
GKV 50x10x5	50	10	32	5,8	4	5
GKV 50x10x10	50	10	32	5,8	4	10
GKV 80x6x5	80	6	64	5,8	4	5
GKV 80x6x10	80	6	64	5,8	4	10
GKV 80x8x5	80	8	64	5,8	4	5
GKV 80x8x10	80	8	64	5,8	4	10
GKV 80x10x5	80	10	64	5,8	4	5
GKV 80x10x10	80	10	64	5,8	4	10
GKV 80x14,2x5	80	14,2	64	5,8	4	5
GKV 80x14,2x10	80	14,2	64	5,8	4	10

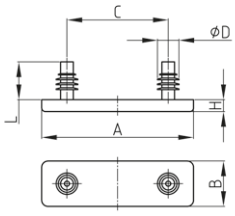

GKV

GKV

Standardfarben
- schwarz
- natur

Standard Colours
- *black*
- *uncoloured*

Material
- Grundkörper: Polyamid (PA)

Material
- *Base body: Polyamide (PA)*

Gruppe / Group: GKVF

Kufengleiter mit Filz für Vierkantrohre und Flachmaterial
Long glides with felt for rectangular/square tubes and flat material

Bestellnummer *Order Number*	A *A* mm	B *B* mm	A1 *A1* mm	B1 *B1* mm	C *C* mm	D *D* mm	H *H* mm	H1 *H1* mm	L *L* mm
GKVF 80x14,2x5	80	14,2	75	10	64	5,8	8	4	5
GKVF 80x14,2x10	80	14,2	75	10	64	5,8	8	4	10

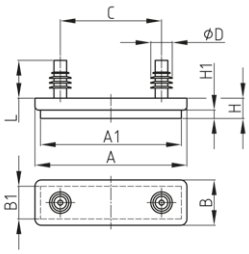

GKVF

GKVF

Standardfarben
- schwarz
- natur

Standard Colours
- *black*
- *uncoloured*

Material
- Grundkörper: Polyamid (PA)
- Gleitfläche: Filz

Material
- *Base body: Polyamide (PA)*
- *Slide base: felt*

Gruppe / Group: SSE1

Stapelschutzelemente für Rundrohre
Stash protection elements for round tubes

SSE1

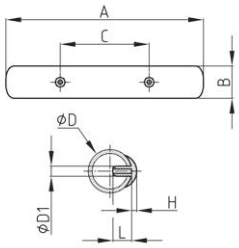

SSE1

Bestellnummer *Order Number*	A *A* mm	B *B* mm	C *C* mm	D *D* mm	D1 *D1* mm	H *H* mm	L *L* mm
SSE1 18-22 / 100x11,8	100	11,8	64	18-22	5,3	3,5	10,3
SSE1 22-25 / 100x14,5	100	14,5	64	22-25	5,3	3	11
SSE1 28-30 / 100x17,2	100	17,2	64	28-30	5,3	3,5	11

Standardfarben
- schwarz

Standard Colours
- *black*

Material
- Polyethylen (PE)

Material
- *Polyethylene (PE)*

Gruppe / Group: SSE2

Stapelschutzelemente für Rundrohre
Stash protection elements for round tubes

SSE2

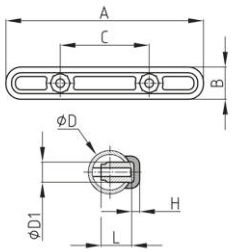

SSE2

Bestellnummer *Order Number*	A *A* mm	B *B* mm	C *C* mm	D *D* mm	D1 *D1* mm	H *H* mm	L *L* mm
SSE2 20-25 / 60x14	60	14	36	20-25	9	6	11

Standardfarben
- schwarz

Standard Colours
- *black*

Material
- Grundkörper: Polyethylen (PE)
- Gleitfläche: EPDM

Material
- *Base body: Polyethylene (PE)*
- *Slide base: EPDM*

Gruppe / Group: PGB

Platten (Gleiter) mit Befestigungsbohrungen
Base plates (glides) with fixing holes

Bestellnummer *Order Number*	A *A* mm	B *B* mm	C *C* mm	d *d* mm	d1 *d1* mm	H *H* mm
PGB 40x20x5	43,3	19,5	26,2	5	9,5	4,9
PGB 40x20x8	42,5	20,3	27,5	5	9,5	8
PGB 45x28x5	44,1	27,5	26,2	5	9,5	4,8
PGB 50x25x8	50,6	24,8	32	5,2	11,6	8,1
PGB 65x25x5	65,9	24,9	36,1	5,3	9,8	5,1

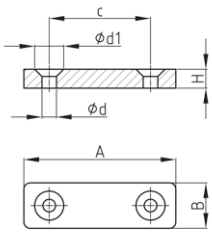

PGB

PGB

Standardfarben
- schwarz

Standard Colours
- *black*

Material
- Polyethylen (PE)

Material
- *Polyethylene (PE)*

Gruppe / Group: PGZ

Platten (Gleiter) mit Befestigungszapfen
Base plates (glides) with adapter ends

Bestellnummer *Order Number*	A *A* mm	B *B* mm	C *C* mm	C1 *C1* mm	D *D* mm	D1 *D1* mm	H *H* mm	L *L* mm
PGZ 25x12x5	25	12	11,6	6,3	5,8	6,5	5	10
PGZ 30x15x5	30	15	12,1	6,7	5,7	6,2	5	10
PGZ 40x20x5	40	20	21,8	9,7	7,2	8,1	6	10
PGZ 50x19x5	50	19	21,1	13,9	6,9	7,9	6	10
PGZ 50x27x5	50	27	20,7	14,6	6,9	7,9	6	10

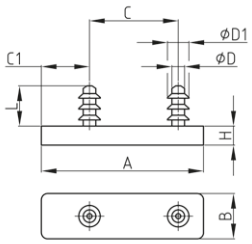

PGZ

PGZ

Standardfarben
- schwarz

Standard Colours
- *black*

Material
- Polyethylen (PE)

Material
- *Polyethylene (PE)*

Gruppe / Group: PGZF

Platten (Gleiter) mit Befestigungszapfen und aufgeschweißtem Filz
Base plates (glides) with adapter ends and welded felt

Bestellnummer *Order Number*	A *A* mm	B *B* mm	C *C* mm	C1 *C1* mm	D *D* mm	D1 *D1* mm	H *H* mm	L *L* mm
PGZF 25 x 12 x 5	25	12	11,6	6,3	5,8	6,5	5	10
PGZF 30 x 15 x 5	30	15	12,1	6,7	5,7	6,2	5	10
PGZF 40 x 20 x 5	40	20	21,8	9,7	7,2	8,1	6	10
PGZF 50 x 19 x 5	50	19	21,1	13,9	6,9	7,9	6	10
PGZF 50 x 27 x 5	50	27	20,7	14,6	6,9	7,9	6	10

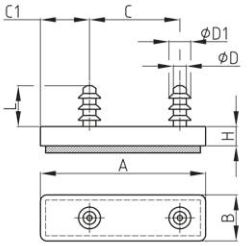

PGZF

PGZF

Standardfarben
- schwarz

Standard Colours
- *black*

Material
- Grundkörper: Polyethylen (PE)
- Gleitfläche: Wollfilz

Material
- *Base body: Polyethylene (PE)*
- *Slide base: wool felt*

Gruppe / Group: EF

Gleitkappen mit umspritztem Filz
Slide caps with overmoulded felt

EF

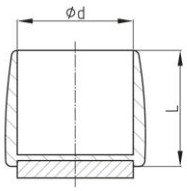

EF

Bestellnummer *Order Number*	d *d* mm	L *L* mm
EF 12	12	16
EF 14	14	16
EF 16	16	16
EF 18	18	16
EF 20	20	16
EF 22	22	16
EF 25	25	16

Standardfarben
- natur

Material
- Grundkörper: Ethylen-Vinylacetat-Copolymere (EVAC)
- Gleitfläche: Nadelfilz

Standard Colours
- *uncoloured*

Material
- *Base body: Ethylene-vinyl acetate copolymers (EVAC)*
- *Slide base: needle felt*

Gruppe / Group: GLK

Möbelgleiter mit konischem Fuß für Rundrohre
Furniture glides with conical base for round tubes

GLK

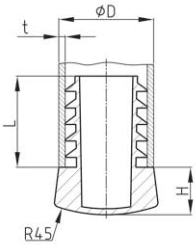

GLK

Bestellnummer *Order Number*	D *D* mm	H *H* mm	L *L* mm	t *t* mm
GLK 18x1-2	18	12	25	1-2
GLK 20x1-2	20	13	25	1-2
GLK 22x1,5-2,5	22	14	30	1,5-2,5
GLK 25x1,5-2,5	25	15	30	1,5-2,5
GLK 28x1,5-2,5	28	16	30	1,5-2,5
GLK 30x1,5-2,5	30	17	35	1,5-2,5

Standardfarben
- schwarz

Material
- Grundkörper: Polyethylen (PE)

Standard Colours
- *black*

Material
- *Base body: Polyethylene (PE)*

Gruppe / Group: GLEPA

Möbelgleiter mit Polyamid-Gleitfläche für Rundrohre
Furniture glides with polyamide base

Bestellnummer ***Order Number***	**D** ***D*** **mm**	**H** ***H*** **mm**	**L** ***L*** **mm**	**t** ***t*** **mm**
GLEPA 16x1,5-2	16	8	10	1,5-2
GLEPA 18x1,5-2	18	8	12	1,5-2
GLEPA 19x1,5-2	19	8	11	1,5-2
GLEPA 20x1,5-2	20	8	12	1,5-2
GLEPA 22x1,5-2	22	8	11,8	1,5-2
GLEPA 25x1,5-2	25	8	11,8	1,5-2

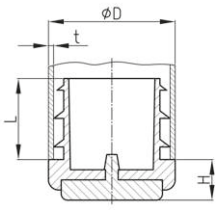

GLEPA

GLEPA

Standardfarben
- schwarz

Standard Colours
- *black*

Material
- Grundkörper: Polyethylen (PE)
- Gleitfläche: Polyamid (PA)

Material
- *Base body: Polyethylene (PE)*
- *Slide base: Polyamide (PA)*

Gruppe / Group: GLEPOM

Möbelgleiter mit POM/PTFE - Gleitfläche
Furniture glides with POM/PTFE base

Bestellnummer ***Order Number***	**D** ***D*** **mm**	**H** ***H*** **mm**	**L** ***L*** **mm**	**t** ***t*** **mm**
GLEPOM 16x1,5-2	16	8	10	1,5-2
GLEPOM 18x1,5-2	18	8	12	1,5-2
GLEPOM 19x1,5-2	19	8	11	1,5-2
GLEPOM 20x1,5-2	20	8	12	1,5-2
GLEPOM 22x1,5-2	22	8	11,8	1,5-2
GLEPOM 25x1,5-2	25	8	11,8	1,5-2

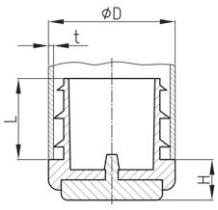

GLEPOM

GLEPOM

Standardfarben
- schwarz

Standard Colours
- *black*

Material
- Grundkörper: Polyethylen (PE)
- Gleitfläche: Polyoxymethylen (POM)

Material
- *Base body: Polyethylene (PE)*
- *Slide base:: Polyoxymethylene (POM)*

Gruppe / Group: GLF

Möbelgleiter mit bodenschonender und geräuschdämpfender Filzgleitfläche
Furniture glides with floor friendly and silencing felt slide base

GLF

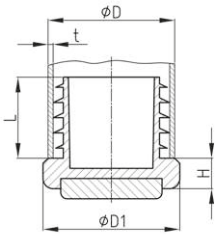

GLF

Bestellnummer *Order Number*	D *D* mm	D1 *D1* mm	H *H* mm	L ca. *L ca.* mm	t *t* mm
GLF 19x1,5-2	19	20	6	16	1,5-2
GLF 20x1,5-2,5	20	20	6	16	1,5-2,5
GLF 22x1,5-2,5	22	25	6	16	1,5-2,5
GLF 25x1,5-2,5	25	25	6	16	1,5-2,5
GLF 28x1,5-2,5	28	30	6	16	1,5-2,5
GLF 30x1,5-2,5	30	32	6	16	1,5-2,5
GLF 32x1,5-2,5	32	32	6	16	1,5-2,5

Standardfarben
- schwarz RAL 9005

Material
- Grundkörper: Polyamid 6 (PA 6)
- Gleitfläche: Wollfilz

Standard Colours
- *black RAL 9005*

Material
- *Base body: Polyamide (PA 6)*
- *Slide base: wool felt*

Gruppe / Group: GLAF

Lamellenstopfen für Rundrohre mit aufgeschweißtem Filz
Lamella plugs for round tubes with welded felt

GLAF

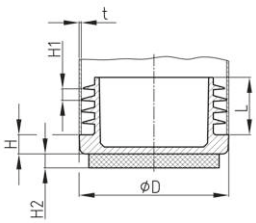

GLAF

Bestellnummer *Order Number*	D *D* mm	H *H* mm	H1 *H1* mm	H2 *H2* mm	L *L* mm	t *t* mm
GLAF 12	12	3,5	2,5	3,5	10	0,8-2
GLAF 13	13	4	3	3,5	11,5	0,8-2
GLAF 14	14	5	3	3,5	10,5	0,8-2
GLAF 15	15	3	3	3,5	11,5	0,8-2
GLAF 16	16	5	3	3,5	11,5	0,8-2
GLAF 18	18	5	3	3,5	11,5	0,8-2,5
GLAF 19	19	5	3	3,5	11,5	0,8-2,5
GLAF 20	20	5	3	3,5	11,5	0,8-2,5
GLAF 22	22	5	3	3,5	11,5	0,8-3

Bestellnummer *Order Number*	D *D* mm	H *H* mm	H1 *H1* mm	H2 *H2* mm	L *L* mm	t *t* mm
GLAF 23	23	5	3	3,5	11,5	0,8-3
GLAF 25	25	5	3	3,5	11,5	1-3
GLAF 26	26	5	3	3,5	11,5	0,8-3
GLAF 28	28	5	3	3,5	11,5	0,8-2,5
GLAF 30	30	5	3	3,5	11,5	0,8-2,5
GLAF 32	32	5	3	3,5	11,5	0,8-3
GLAF 35	35	5	3	3,5	11,5	1-3
GLAF 40	40	5	3	3,5	11,5	1-3
GLAF 42	42	5	3	3,5	11,5	0,8-2,5

Standardfarben
- schwarz RAL 9005

Material
- Grundkörper: Polyethylen (PE)
- Gleitfläche: synthetischer Nadelfilz (PEs)

Standard Colours
- *black RAL 9005*

Material
- *Base body: Polyethylene (PE)*
- *Slide base: synthetic needle felt (polyester)*

Gruppe / Group: GLH

Möbelgleiter mit weicher, bodenschonender und geräuschdämpfender TPV(TPE-V)-Gleitfläche
Furniture glides with soft, floor-protecting and noise-damping TPV (TPE-V) gliding surface

Bestellnummer ***Order Number***	**D** ***D*** **mm**	**D1** ***D1*** **mm**	**H** ***H*** **mm**	**L ca.** ***L ca.*** **mm**	**t** ***t*** **mm**
GLH 22 x 1,5-2,5	22	25	6	16	1,5-2,5
GLH 25 x 1,5-2,5	25	25	6	16	1,5-2,5

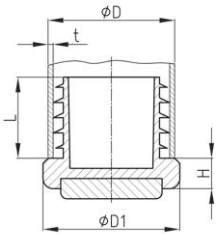

GLH

GLH

Standardfarben
- schwarz RAL 9005

Standard Colours
- *black RAL 9005*

Material
- Grundkörper: Polyamid 6 (PA 6)
- Gleitfläche: elastischer, teilvulkanisierter Thermoplast (TPE-V)

Material
- *Base body: Polyamide (PA 6)*
- *Slide base: elastic partly vulcanised thermoplast (TPE-V)*

Gruppe / Group: GLH2

Möbelgleiter mit sehr fest verklebter, bodenschonender, rutschhemmender und geräuschdämpfender PUR (TPE-U)-Gleitfläche
Furniture glides with very firmly bonded, floor-protecting, anti-slip and noise-damping PUR (TPE-U) gliding surface

Bestellnummer ***Order Number***	**D** ***D*** **mm**	**D1** ***D1*** **mm**	**H** ***H*** **mm**	**L ca.** ***L ca.*** **mm**	**t** ***t*** **mm**
GLH2 19 x 1,5-2	19	19	5	16	1,5-2
GLH2 20 x 1,5-2,5	20	20	5	16	1,5-2,5
GLH2 22 x 1,5-2,5	22	22	5	16	1,5-2,5
GLH2 25 x 1,5-2,5	25	25	5	16	1,5-2,5
GLH2 28 x 1,5-2,5	28	28	5	16	1,5-2,5
GLH2 30 x 1,5-2,5	30	30	5	16	1,5-2,5
GLH2 32 x 1,5-2,5	32	32	5	16	1,5-2,5

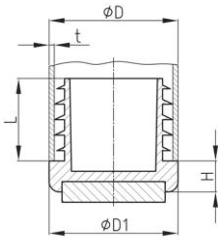

GLH2

GLH2

Standardfarben
- schwarz RAL 9005

Standard Colours
- *black RAL 9005*

Material
- Grundkörper: Polyamid 6 (PA 6)
- Gleitfläche: Polyurethan (PUR), ca. 80 Shore A
- Acrylatkleber

Material
- *Base body: Polyamide (PA 6)*
- *Slide base: Polyurethane (PUR), appr. 80 Shore A*
- *acrylate adhesive*

Gruppe / Group: GLUG

Möbelgleiter mit weicher, bodenschonender und geräuschdämpfender PTFE- Gleitfläche
Furniture glides with floor friendly and silencing PTFE slide base

GLUG

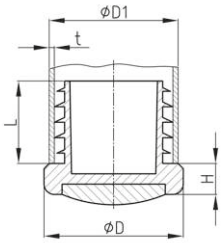

GLUG

Bestellnummer *Order Number*	D *D* mm	D1 *D1* mm	H *H* mm	L ca. *L ca.* mm	t *t* mm
GLUG 22x1,5-2,5	25	22	6	16	1,5-2,5
GLUG 25x1,5-2,5	25	25	6	16	1,5-2,5
GLUG 28x1,5-2,5	30	28	6	16	1,5-2,5
GLUG 30 x 1,5-2,5	32	30	6	16	1,5-2,5
GLUG 32 x 1,5-2,5	32	32	6	16	1,5-2,5

Standardfarben
- schwarz RAL 9005

Standard Colours
- *black RAL 9005*

Material
- Grundkörper: Polyamid 6 (PA 6)
- Gleitfläche: Polytetrafluorethylen (PTFE)

Material
- *Base body: Polyamide (PA 6)*
- *Slide base: Polytetrafluorethylene (PTFE)*

Gruppe / Group: IRF

Gleiter mit bodenschonender und geräuschdämpfender Filzgleitfläche (umspritzt)
Glides with floor friendly and silencing felt slide base (overmoulded)

IRF

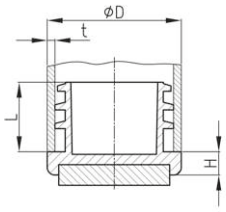

IRF

Bestellnummer *Order Number*	D *D* mm	H *H* mm	L *L* mm	t *t* mm
IRF 16	16	3	19	0,8-1,5
IRF 18	18	3	19	0,8-2
IRF 20	20	3	19	0,8-2
IRF 22	22	3	19	0,8-2
IRF 25	25	3	19	0,8-2

Standardfarben
- schwarz

Standard Colours
- *black*

Material
- Grundkörper: Polypropylen (PP)
- Gleitfläche: Nadelfilz

Material
- *Base body: Polypropylene (PP)*
- *Slide base: needle felt*

Gruppe / Group: PFF

Einsteckgleiter mit Filz
Push-in glider with felt

PFF

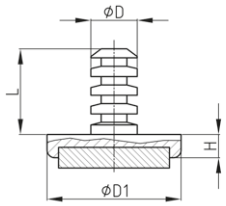

PFF

Bestellnummer *Order Number*	D *D* mm	D1 *D1* mm	H *H* mm	L *L* mm
PFF 6x14	6	14	3	16,5
PFF 8x18	8	18	3	16,5

Standardfarben
- schwarz

Standard Colours
- *black*

Material
- Grundkörper: Polypropylen (PP)
- Gleitfläche: Nadelfilz

Material
- *Base body: Polypropylene (PP)*
- *Slide base: needle felt*

Gruppe / Group: MGS

Polstermöbelgleiter mit sehr guter Stoppfunktion für glatte Böden
Furniture glides / upholstery glides with very well stop / non slip function for slippery floors

Bestellnummer ***Order Number***	**D** ***D*** **mm**	**D1** ***D1*** **mm**	**D2** ***D2*** **mm**	**H** ***H*** **mm**	**H1** ***H1*** **mm**	**H2** ***H2*** **mm**	**L** ***L*** **mm**	**t** ***t*** **mm**
MGS 50x1,5-2	50	40,5	32	6	5	6,5	21,5	1,5-2

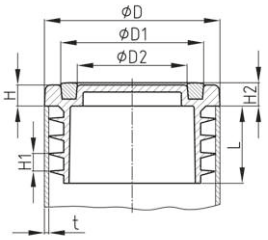

MGS

MGS

Standardfarben
- schwarz RAL 9005
- signalweiß RAL 9003

Standard Colours
- *black RAL 9005*
- *signal white RAL 9003*

Material
- Grundkörper: Polyethylen (PE)
- Ring: elastischer Thermoplast (TPE)

Material
- *Base body: Polyethylene (PE)*
- *Ring: elastic thermoplast (TPE)*

Gruppe / Group: UGK

Möbelgleiter mit PTFE-Gleitfläche
Furniture glides with PTFE sliding surface

Bestellnummer ***Order Number***	**d** ***d*** **mm**	**H** ***H*** **mm**	**L** ***L*** **mm**
UGK 12 PTFE	12	16,5	14,5
UGK 18 PTFE	18	17,5	14,5
UGK 20 PTFE	20	17,7	15

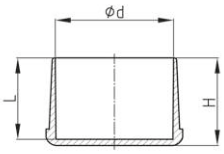

UGK

UGK

Standardfarben
- schwarz

Standard Colours
- *black*

Material
- Grundkörper: Gummi
- Gleitfläche: Polytetrafluorethylen (PTFE)

Material
- *Base body: rubber*
- *Slide base: Polytetrafluorethylene (PTFE)*

Gruppe / Group: GLRS

Möbelfuß - Anti-Slip (passend zur Gruppe GLR)
Furniture feet- antislip (adapted to group GLR)

Bestellnummer ***Order Number***	**D** ***D*** **mm**	**H** ***H*** **mm**	**L** ***L*** **mm**	**t** ***t*** **mm**
GLRS 32x0,8 - 2,5	32	7	12	0,8-2,5
GLRS 38x1,5 - 2	38	10	20	1,5-2

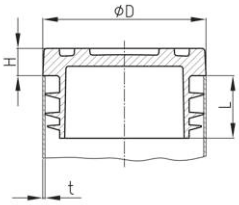

GLRS

GLRS

Standardfarben
- schwarz

Standard Colours
- *black*

Material
- Grundkörper: elastischer Thermoplast (TPE)

Material
- *Base body: elastic thermoplast (TPE)*

Gruppe / Group: IRAP

Rundstopfen mit Lamellen und verstärktem Boden
Round lamella plugs with reinforced base

IRAP

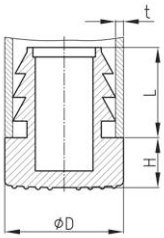

IRAP

Bestellnummer *Order Number*	D *D* mm	H *H* mm	L *L* mm	t *t* mm
IRAP 15	15	9	17	1,5
IRAP 16	16	9	17	1,5
IRAP 18	18	9	17	1,5
IRAP 25	25	11	20	2,5

Standardfarben
- schwarz

Material
- Polyethylen (PE)

Standard Colours
- *black*

Material
- *Polyethylene (PE)*

Gruppe / Group: IRN

Rundstopfen mit verstärktem Boden
Round plugs with heightened base

IRN

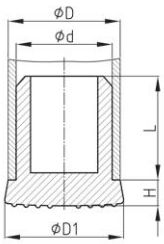

IRN

Bestellnummer *Order Number*	d *d* mm	D *D* mm	D1 *D1* mm	H *H* mm	L *L* mm
IRN 12 / 8	8	11	12	5	14
IRN 13 / 9	9	12,5	13	5	15
IRN 14 / 10	10	13,5	14	5	14
IRN 15 / 11	11	13	15	6	16
IRN 16 / 12	12	16	16	6	16
IRN 17 / 13	13	17	18	7	16
IRN 19 / 14	14	19	19,5	7	18
IRN 20 / 15	15	20	20	7	18

Bestellnummer *Order Number*	d *d* mm	D *D* mm	D1 *D1* mm	H *H* mm	L *L* mm
IRN 21 / 16	16	21	21	8	19
IRN 22 / 17	17	22	22	8	19
IRN 23 / 18	18	23	23,5	8	19
IRN 24 / 19	19	24	24,5	6	19
IRN 25 / 20	20	25	25	7	20
IRN 25 / 21	21	25	26,5	7	19
IRN 26 / 22	22	26	27	7	20
IRN 28 / 23	23	27,5	28	7	20

Bestellnummer *Order Number*	d *d* mm	D *D* mm	D1 *D1* mm	H *H* mm	L *L* mm
IRN 29 / 24	24	29	29,5	7	20
IRN 29 / 25	25	29	30	7	20
IRN 31 / 26	26	31	31	8	20
IRN 31 / 27	27	31	31	8	20
IRN 34 / 28	28	34	34,5	9	22
IRN 34 / 29	29	34	35	8	22
IRN 45 / 40	40	45	44	10	25

Standardfarben
- schwarz

Material
- Weich-PVC (PVC-P)

Standard Colours
- *black*

Material
- *Plasticised PVC (PVC-P)*

Gruppe / Group: IRG/PE

Rundstopfen mit Lamellen und vergrößerter Aufstellfläche
Round lamella plugs with enlarged base

Bestellnummer *Order Number*	d *d* mm	D1 *D1* mm	H *H* mm	L *L* mm
IRG 18 / 7-8	7-8	18	8	13
IRG 26 / 15-16	15-16	26	9	16
IRG 34 / 19-20	19-20	34	9	21
IRG 36 / 22-23	22-23	36	10	29

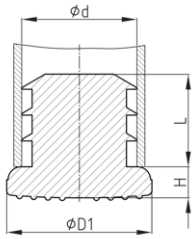

IRG/PE

IRG/PE

Standardfarben
- schwarz

Standard Colours
- *black*

Material
- Polyethylen (PE)

Material
- *Polyethylene (PE)*

Gruppe / Group: IRG/PVC

Rundstopfen ohne Lamellen mit vergrößerter Aufstellfläche
Round plugs with enlarged base

Bestellnummer *Order Number*	d *d* mm	D1 *D1* mm	H *H* mm	L *L* mm
IRG 18 / 8	8	18	8	16
IRG 20 / 10	10	20	8	17
IRG 24 / 12	12	24	9	17
IRG 28 / 14	14	28	9	17
IRG 32 / 17	17	32	9	18
IRG 32 / 18	18	32	10	19

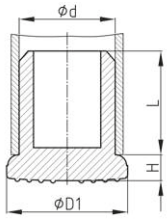

IRG/PVC

IRG/PVC

Standardfarben
- schwarz

Standard Colours
- *black*

Material
- Weich-PVC (PVC-P)

Material
- *Plasticised PVC (PVC-P)*

Gruppe / Group: VLH

Möbelgleiter mit sehr fest verklebter, bodenschonender, rutschhemmender und geräuschdämpfender PUR (TPE-U)-Gleitfläche
Furniture glides with very firmly glued, floor-protecting, anti-slip and noise-damping PUR (TPE-U) gliding surface

Bestellnummer *Order Number*	A *A* mm	H *H* mm	L *L* mm	t *t* mm
VLH 20 x1,5-2,5	20	5	15,5	1,5-2,5
VLH 25 x 1,5-2,5	25	5	15,5	1,5-2,5
VLH 30 x 1,5-2,5	30	5	15,5	1,5-2,5
VLH 35 x 1,5-2,5	35	5	15,5	1,5-2,5

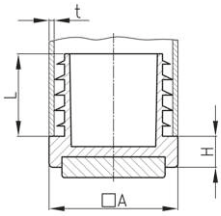

VLH

VLH

Standardfarben
- schwarz RAL 9005

Standard Colours
- *black RAL 9005*

Material
- Grundkörper: Polyamid 6 (PA 6)
- Gleitfläche: Polyurethan (PUR), ca. 80 Shore A
- Acrylatkleber

Material
- *Base body: Polyamide (PA 6)*
- *Slide base: Polyurethane (PUR), appr. 80 Shore A*
- *acrylate adhesive*

Gruppe / Group: VLUG

Möbelgleiter mit sehr fest verklebter bodenschonender PTFE-Gleitfläche
Furniture glides with heavy duty glued, floor-protecting PTFE slide base

VLUG

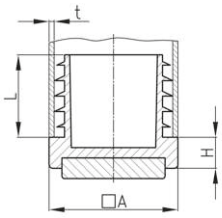

VLUG

Bestellnummer *Order Number*	A *A* mm	H *H* mm	L *L* mm	t *t* mm
VLUG 20 x 1,5-2,5	20	5	15,5	1,5-2,5
VLUG 25 x 1,5-2,5	25	5	15,5	1,5-2,5
VLUG 30 x 1,5-2,5	30	5	15,5	1,5-2,5
VLUG 35 x 1,5-2,5	35	5	15,5	1,5-2,5

Standardfarben
- schwarz RAL 9005

Standard Colours
- *black RAL 9005*

Material
- Grundkörper: Polyamid 6 (PA 6)
- Gleitfläche: Polytetrafluorethylen (PTFE)

Material
- *Base body: Polyamide (PA 6)*
- *Slide base: Polytetrafluorethylene (PTFE)*

Gruppe / Group: VLF

Möbelgleiter mit sehr fest verklebter, bodenschonender und geräuschdämpfender Filzgleitfläche
Furniture glides with very firmly glued, floor-protecting and noise-damping felt gliding surface

VLF

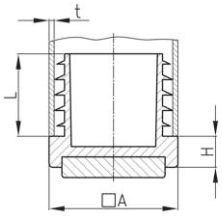

VLF

Bestellnummer *Order Number*	A *A* mm	H *H* mm	L *L* mm	t *t* mm
VLF 20 x 1,5-2,5	20	5	15,5	1,5-2,5
VLF 25 x 1,5-2,5	25	5	15,5	1,5-2,5
VLF 30 x 1,5-2,5	30	5	15,5	1,5-2,5
VLF 35 x 1,5-2,5	35	5	15,5	1,5-2,5

Standardfarben
- schwarz RAL 9005

Standard Colours
- *black RAL 9005*

Material
- Grundkörper: Polyamid 6 (PA 6)
- Gleitfläche: Wollfilz
- Acrylatkleber

Material
- *Base body: Polyamide (PA 6)*
- *Slide base: wool felt*
- *acrylate adhesive*

Gruppe / Group: QIAF

Gleiter mit bodenschonender und geräuschdämpfender Filzgleitfläche (umspritzt)
Glides with floor friendly and silencing felt slide base (overmoulded)

QIAF

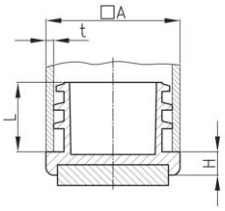

QIAF

Bestellnummer *Order Number*	A *A* mm	H *H* mm	L *L* mm	t *t* mm
QIAF 15x15	15	3	19	0,8-2
QIAF 16x16	16	3	19	0,8-2
QIAF 20x20	20	3	19	0,8-2
QIAF 25x25	25	3	19	0,8-2

Standardfarben
- schwarz

Standard Colours
- *black*

Material
- Grundkörper: Polypropylen (PP)
- Gleitfläche: Nadelfilz

Material
- *Base body: Polypropylene (PP)*
- *Slide base: needle felt*

Gruppe / Group: VLAF/Q

Lamellenstopfen für Quadratrohre mit aufgeschweißtem Filz
Lamella plugs for square tubes with welded felt

Bestellnummer *Order Number*	A *A* mm	H *H* mm	H1 *H1* mm	H2 *H2* mm	L *L* mm	t *t* mm
VLAF 13	13	4	3	3,5	11,5	0,5-2
VLAF 15	15	3	3	3,5	11,5	0,8-2
VLAF 16	16	5	3	3,5	11,5	0,8-2
VLAF 18	18	5	3	3,5	11,5	1,5-3
VLAF 20	20	5	3	3,5	11,5	0,8-3
VLAF 22	22	5	3	3,5	11,5	0,8-3
VLAF 25	25	5	3	3,5	11,5	1-3
VLAF 30	30	5	3	3,5	11,5	1-2,5

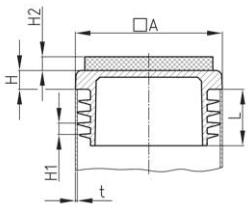

VLAF/Q

VLAF/Q

Standardfarben
- schwarz RAL 9005

Standard Colours
- *black RAL 9005*

Material
- Grundkörper: Polyethylen (PE)
- Gleitfläche: synthetischer Nadelfilz (PEs)

Material
- *Base body: Polyethylene (PE)*
- *Slide base: synthetic needle felt (polyester)*

Gruppe / Group: VLAF/R

Lamellenstopfen für Rechteckrohre mit aufgeschweißtem Filz
Lamella plugs for rectangular tubes with welded felt

Bestellnummer *Order Number*	A *A* mm	B *B* mm	H *H* mm	H1 *H1* mm	H2 *H2* mm	L *L* mm	R *R* mm	t *t* mm
VLAF 20x10	20	10	3	3	3,5	11,5	-	0,8-2
VLAF 20x15	20	15	5	3	3,5	11,5	-	1-2
VLAF 25x20	25	20	5	3	3,5	11,5	-	1-3
VLAF 30x10	30	10	3	3	3,5	11,5	-	0,8-2
VLAF 30x15	30	15	5	3	3,5	11,5	-	0,8-2,5
VLAF 35x10	35	10	5	3	3,5	11,5	-	0,8-2
VLAF 35x15	35	15	5	3	3,5	11,5	-	1-3
VLAF 40x10	40	10	5	3	3,5	11	1,5	1,5-2
VLAF 40x15	40	15	5	3	3,5	11,7	1,5	1-2
VLAF 40x30	40	30	5	3	3,5	11,5	2	1-3
VLAF 100x30	100	30	5	3	3,5	14,5	2	1,5-3,5
VLAF 100x40	100	40	5	3	3,5	14,5	2	1,5-3,5

VLAF/R

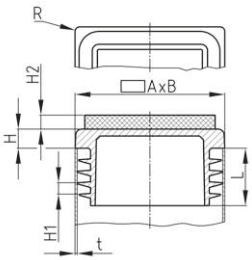

VLAF/R

Standardfarben
- schwarz RAL 9005

Standard Colours
- *black RAL 9005*

Material
- Grundkörper: Polyethylen (PE)
- Gleitfläche: synthetischer Nadelfilz (PEs)

Material
- *Base body: Polyethylene (PE)*
- *Slide base: synthetic needle felt (polyester)*

Gruppe / Group: OVLAF

Stapelstuhl-Gleiter mit Filzgleitfläche
Stacking chair glides/buffers with felt gliding surface

OVLAF

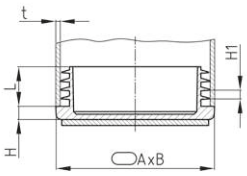

OVLAF

Bestellnummer *Order Number*	A *A* mm	B *B* mm	H *H* mm	H1 *H1* mm	L *L* mm	t *t* mm
OVLAF 30x15x1-2,5	30	15	5	3	11,5	1-2,5
OVLAF 35x15x0,8-2,5	35	15	5,5	3,5	11,5	0,8-2,5
OVLAF 35x20x1-3	35	20	5	3	11,5	1-3
OVLAF 40x20x0,8-3	40	20	5	3	11,5	0,8-3
OVLAF 50x20x1-3	50	20	5	3	11,5	1-3

Standardfarben
- schwarz RAL 9005

Material
- Grundkörper: Polyethylen (PE)
- Gleitfläche: synthetischer Nadelfilz (PEs)

Standard Colours
- *black RAL 9005*

Material
- *Base body: Polyethylene (PE)*
- *Slide base: synthetic needle felt (polyester)*

Gruppe / Group: RS

Schräge Lamellengleiter für Rundrohre für Möbel und Gestelle
Angled glides for round tubes for furniture/framework

RS

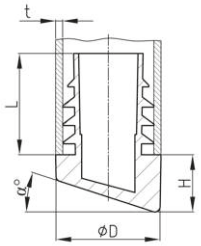

RS

Bestellnummer *Order Number*	α *α* °	D *D* mm	H *H* mm	L *L* mm	t *t* mm
RS 16x2-2,5 / 6°/20	6	16	6,5	20	2-2,5
RS 16x2-2,5 / 9°/20	9	16	6,8	20	2-2,5
RS 16x2-2,5 / 12°/ 20	12	16	7,2	20	2-2,5
RS 16x2-2,5 / 15°/ 20	15	16	7,9	20	2-2,5
RS 16x2-2,5 / 18°/ 20	18	16	9,5	20	2-2,5
RS 16x2-2,5 / 21°/ 20	21	16	9,7	20	2-2,5
RS 16x2-2,5 / 24°/ 20	24	16	10,4	20	2-2,5
RS 18x1,5-2 / 6°/20	6	18	6,5	20	1,5-2
RS 18x1,5-2 / 9°/20	9	18	6,7	20	1,5-2
RS 18x1,5-2 / 12°/ 20	12	18	7,2	20	1,5-2
RS 18x1,5-2 / 15°/ 20	15	18	9	20	1,5-2
RS 18x1,5-2 / 18°/ 20	18	18	9,3	20	1,5-2
RS 18x1,5-2 / 21°/ 20	21	18	11	20	1,5-2
RS 18x1,5-2 / 24°/ 20	24	18	11,4	20	1,5-2
RS 19x1,5-2 / 6°/20	6	19	6,7	20	1,5-2
RS 19x2-2,5 / 6°/20	6	19	6,7	20	2-2,5
RS 19x1,5-2 / 9°/20	9	19	7	20	1,5-2
RS 19x2-2,5 / 9°/20	9	19	7	20	2-2,5
RS 19x1,5-2 / 12°/ 20	12	19	7,5	20	1,5-2
RS 19x2-2,5 / 12°/ 20	12	19	7,5	20	2-2,5
RS 19x1,5-2 / 15°/ 20	15	19	9,2	20	1,5-2
RS 19x2-2,5 / 15°/ 20	15	19	9,2	20	2-2,5
RS 19x1,5-2 / 18°/ 20	18	19	9,6	20	1,5-2
RS 19x2-2,5 / 18°/ 20	18	19	9,6	20	2-2,5
RS 19x1,5-2 / 21°/ 20	21	19	11	20	1,5-2
RS 19x2-2,5 / 21°/ 20	21	19	11	20	2-2,5
RS 19x1,5-2 / 24°/ 20	24	19	11,5	20	1,5-2
RS 19x2-2,5 / 24°/ 20	24	19	11,5	20	2-2,5
RS 20x1,5-2 / 6°/20	6	20	7	20	1,5-2
RS 20x2-2,5 / 6°/20	6	20	7	20	2-2,5
RS 20x1,5-2 / 9°/20	9	20	7	20	1,5-2
RS 20x2-2,5 / 9°/20	9	20	7	20	2-2,5

Bestellnummer *Order Number*	α *α* °	D *D* mm	H *H* mm	L *L* mm	t *t* mm
RS 20x1,5-2 / 12°/ 20	12	20	9	20	1,5-2
RS 20x2-2,5 / 12°/ 20	12	20	9	20	2-2,5
RS 20x1,5-2 / 15°/ 20	15	20	10	20	1,5-2
RS 20x2-2,5 / 15°/ 20	15	20	10	20	2-2,5
RS 20x1,5-2 / 18°/ 20	18	20	11	20	1,5-2
RS 20x2-2,5 / 18°/ 20	18	20	11	20	2-2,5
RS 20x1,5-2 / 21°/ 20	21	20	11,8	20	1,5-2
RS 20x2-2,5 / 21°/ 20	21	20	11,8	20	2-2,5
RS 20x1,5-2 / 24°/ 20	24	20	12	20	1,5-2
RS 20x2-2,5 / 24°/ 20	24	20	12	20	2-2,5
RS 22x1,2-2 / 9°/20	9	22	7,8	20	1,2-2
RS 22x2-2,5 / 9°/20	9	22	7,8	20	2-2,5
RS 22x1,2-2 / 12°/ 20	12	22	8	20	1,2-2
RS 22x2-2,5 / 12°/ 20	12	22	8	20	2-2,5
RS 22x1,2-2 / 15°/ 20	15	22	10	20	1,2-2
RS 22x1,2-2 / 18°/ 20	18	22	10	20	1,2-2
RS 22x2-2,5 / 18°/ 20	18	22	10	20	2-2,5
RS 22x1,2-2 / 21°/ 20	21	22	11,5	20	1,2-2
RS 22x2-2,5 / 21°/ 20	21	22	11,5	20	2-2,5
RS 22x1,2-2 / 24°/ 20	24	22	12	20	1,2-2
RS 22x2-2,5 / 24°/ 20	24	22	12	20	2-2,5
RS 25x1,5-2 / 6°/20	6	25	7,2	20	1,5-2
RS 25x2-2,5 / 6°/20	6	25	7,2	20	2-2,5
RS 25x1,5-2 / 9°/20	9	25	8,5	20	1,5-2
RS 25x1,5-2 / 12°/ 20	12	25	9,5	20	1,5-2
RS 25x1,5-2 / 15°/ 20	15	25	12	20	1,5-2
RS 25x1,5-2 / 18°/ 20	18	25	12	20	1,5-2
RS 25x1,5-2 / 21°/ 20	21	25	12,7	20	1,5-2
RS 25x2-2,5 / 21°/ 20	21	25	12,7	20	2-2,5
RS 25x1,5-2 / 24°/ 20	24	25	13,5	20	1,5-2
RS 25x2-2,5 / 24°/ 20	24	25	13,5	20	2-2,5

Standardfarben
- schwarz RAL 9005
- signalweiß RAL 9003

Material
- Grundkörper: Polyethylen (PE)

Standard Colours
- *black RAL 9005*
- *signal white RAL 9003*

Material
- *Base body: Polyethylene (PE)*

Gruppe / Group: RSAF

Schräge Lamellengleiter für Rundrohre mit aufgeschweißtem Filz für Möbel und Gestelle
Angled glides for round tubes for furniture/framework with welded felt

RSAF

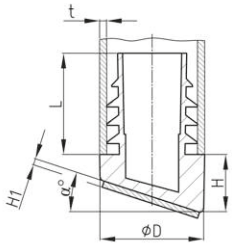

RSAF

Bestellnummer *Order Number*	α *α* °	D *D* mm	H *H* mm	H1 *H1* mm	L *L* mm	t *t* mm
RSAF 16x2-2,5 /6°/20	6	16	6,5	3,5	20	2-2,5
RSAF 16x2-2,5 /9°/20	9	16	6,8	3,5	20	2-2,5
RSAF 16x2-2,5 /12°/20	12	16	7,2	3,5	20	2-2,5
RSAF 16x2-2,5 /15°/20	15	16	7,9	3,5	20	2-2,5
RSAF 16x2-2,5 /18°/20	18	16	9,5	3,5	20	2-2,5
RSAF 16x2-2,5 /24°/20	24	16	10,4	3,5	20	2-2,5
RSAF 18x1,5-2/6°/20	6	18	6,5	3,5	20	1,5-2
RSAF 18x1,5-2/9°/20	9	18	6,7	3,5	20	1,5-2
RSAF 18x1,5-2/12°/20	12	18	7,2	3,5	20	1,5-2
RSAF 18x1,5-2 /15°/20	15	18	9	3,5	20	1,5-2
RSAF 18x1,5-2 /18°/20	18	18	9,3	3,5	20	1,5-2
RSAF 18x1,5-2 /24°/20	24	18	11,4	3,5	20	1,5-2
RSAF 19x1,5-2 /6°/20	6	19	6,7	3,5	20	1,5-2
RSAF 19x1,5-2 /9°/20	9	19	7	3,5	20	1,5-2
RSAF 19x1,5-2 /12°/20	12	19	7,5	3,5	20	1,5-2
RSAF 19x1,5-2 /15°/20	15	19	9,2	3,5	20	1,5-2
RSAF 19x1,5-2 /21°/20	21	19	11	3,5	20	1,5-2
RSAF 19x1,5-2 /24°/20	24	19	11,5	3,5	20	1,5-2
RSAF 20x1,5-2 /9°/20	9	20	7	3,5	20	1,5-2

Bestellnummer *Order Number*	α *α* °	D *D* mm	H *H* mm	H1 *H1* mm	L *L* mm	t *t* mm
RSAF 20x1,5-2 /12°/20	12	20	9	3,5	20	1,5-2
RSAF 20x1,5-2 /15°/20	15	20	10	3,5	20	1,5-2
RSAF 20x1,5-2 /18°/20	18	20	11	3,5	20	1,5-2
RSAF 20x2-2,5 /9°/20	9	20	7	3,5	20	2-2,5
RSAF 20x2-2,5 /12°/20	12	20	9	3,5	20	2-2,5
RSAF 20x2-2,5 /15°/20	15	20	10	3,5	20	2-2,5
RSAF 20x2-2,5 /18°/20	18	20	11	3,5	20	2-2,5
RSAF 22x1,2-2 /9°/20	9	22	7,8	3,5	20	1,2-2
RSAF 22x1,2-2 /12°/20	12	22	8	3,5	20	1,2-2
RSAF 22x1,2-2 /15°/20	15	22	10	3,5	20	1,2-2
RSAF 22x1,2-2 /18°/20	18	22	10	3,5	20	1,2-2
RSAF 22x1,2-2 /21°/202	21	22	11,5	3,5	20	1,2-2
RSAF 22x1,2-2 /24°/20	24	22	12	3,5	20	1,2-2
RSAF 22x2-2,5 /9°/20	9	22	7,8	3,5	20	2-2,5
RSAF 25x1,5-2 /6°/20	6	25	7,2	3,5	20	1,5-2
RSAF 25x1,5-2 /9°/20	9	25	8,5	3,5	20	1,5-2
RSAF 25x1,5-2 /12°/20	12	25	9,5	3,5	20	1,5-2
RSAF 25x1,5-2 /15°/20	15	25	12	3,5	20	1,5-2
RSAF 25x1,5-2 /18°/20	18	25	12	3,5	20	1,5-2

Standardfarben
- schwarz RAL 9005

Material
- Grundkörper: Polyethylen (PE)
- Gleitfläche: synthetischer Nadelfilz (PEs)

Standard Colours
- *black RAL 9005*

Material
- *Base body: Polyethylene (PE)*
- *Slide base: synthetic needle felt (polyester)*

Gruppe / Group: RSUG

Schräge Lamellengleiter für Rundrohre mit PTFE-Gleitfläche für Möbel und Gestelle
Round angled glides with PTFE slide base for furniture/framework

RSUG

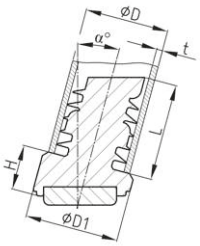

RSUG

Bestellnummer *Order Number*	α *α* °	D *D* mm	D1 *D1* mm	H *H* mm	L ca. *L ca.* mm	t *t* mm
RSUG 25x1,5-2 / 18°	18	25	26,5	20	20	1,5-2

Standardfarben
- schwarz RAL 9005

Material
- Grundkörper: Polyamid 6 (PA 6)
- Gleitfläche: Polytetrafluorethylen (PTFE)

Standard Colours
- *black RAL 9005*

Material
- *Base body: Polyamide (PA 6)*
- *Slide base: Polytetrafluorethylene (PTFE)*

Gruppe / Group: RSF

Schräge Lamellengleiter für Rundrohre mit Filzgleitfläche für Möbel und Gestelle
Round angled glides with felt slide base for furniture/framework

Bestellnummer ***Order Number***	**α** ***α*** **°**	**D** ***D*** **mm**	**D1** ***D1*** **mm**	**H** ***H*** **mm**	**L max.** ***L max.*** **mm**	**t** ***t*** **mm**
RSF 20x1,5-2 / 15°	15	20	20	15	20	1,5-2
RSF 20x2-2,5 / 24°	24	20	20	15	20	2-2,5
RSF 25x1,5-2 / 18°	18	25	26,5	20	24,5	1,5-2

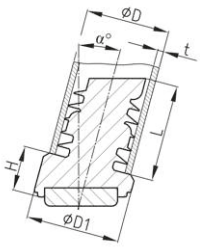

RSF

RSF

Standardfarben
- schwarz RAL 9005

Standard Colours
- *black RAL 9005*

Material
- Grundkörper: Polyamid 6 (PA 6)
- Gleitfläche: Wollfilz

Material
- *Base body: Polyamide (PA 6)*
- *Slide base: wool felt*

Gruppe / Group: RSH

Schräge Lamellengleiter für Rundrohre mit PVC-P Gleitschutzeinsatz für Möbel und Gestelle
Round angled glides with anti-slip base for furniture/framework

Bestellnummer ***Order Number***	**α** ***α*** **°**	**D** ***D*** **mm**	**D1** ***D1*** **mm**	**H** ***H*** **mm**	**L max.** ***L max.*** **mm**	**t** ***t*** **mm**
RSH 20x1,5-2 / 15°	15	20	20	15	20	1,5-2
RSH 20x2-2,5 / 24°	24	20	20	15	20	2-2,5

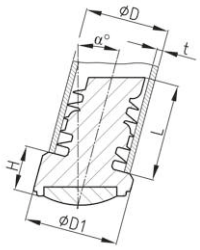

RSH

RSH

Standardfarben
- schwarz RAL 9005

Standard Colours
- *black RAL 9005*

Material
- Grundkörper: Polyamid 6 (PA 6)
- Hafteinsatz: Weich-PVC (PVC-P)

Material
- *Base body: Polyamide (PA 6)*
- *Adhesive insert: plasticised PVC (PVC-P)*

Gruppe / Group: RSEPA

Schräge Lamellengleiter für Rundrohre mit Polyamid-Gleitfläche für Möbel und Gestelle
Round angled glides with polyamide slide base for furniture/framework

Bestellnummer ***Order Number***	**α** ***α*** **°**	**D** ***D*** **mm**	**H** ***H*** **mm**	**L** ***L*** **mm**	**t** ***t*** **mm**
RSEPA 18x1,5-2 / 12-18° / 21	12-18	18	13,1	21	1,5-2
RSEPA 18x1,5-2 / 18-22° / 21	18-22	18	15,4	21	1,5-2
RSEPA 20x1,5-2 / 12-18° / 23	12-18	20	13,8	23	1,5-2
RSEPA 20x1,5-2 / 18-22° / 23	18-22	20	16,2	23	1,5-2
RSEPA 22x1,5-2 / 12-18° / 25	12-18	22	14,6	25	1,5-2
RSEPA 22x1,5-2 / 18-22° / 25	18-22	22	17	25	1,5-2
RSEPA 25x1,5-2 / 12-18° / 28	12-18	25	15,5	28	1,5-2
RSEPA 25x1,5-2 / 18-22° / 28	18-22	25	18	28	1,5-2

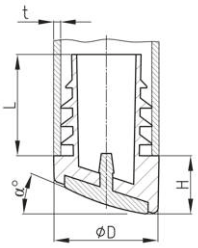

RSEPA

RSEPA

Standardfarben
- schwarz

Standard Colours
- *black*

Material
- Grundkörper: Polyethylen (PE)
- Gleitfläche: Polyamid (PA)

Material
- *Base body: Polyethylene (PE)*
- *Slide base: Polyamide (PA)*

Gruppe / Group: RSEPOM

Schräge Lamellengleiter für Rundrohre mit POM/PTFE-Gleitfläche für Möbel
Round angled glides with POM/PTFE slide base for furniture/framework

RSEPOM

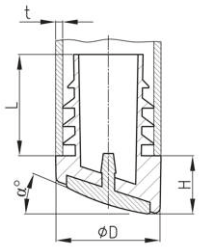

RSEPOM

Bestellnummer *Order Number*	α *α* °	D *D* mm	H *H* mm	L *L* mm	t *t* mm
RSEPOM 18x1,5-2 / 12°-18° / 21	12-18	18	13,1	21	1,5-2
RSEPOM 18x1,5-2 / 18-22° / 21	18-22	18	15,4	21	1,5-2
RSEPOM 20x1,5-2 / 12-18° / 23	12-18	20	13,8	23	1,5-2
RSEPOM 20x1,5-2 / 18-22° / 23	18-22	20	16,2	23	1,5-2
RSEPOM 22x1,5-2 / 12-18° / 25	12-18	22	14,6	25	1,5-2
RSEPOM 22x1,5-2 / 18-22° / 25	18-22	22	17	25	1,5-2
RSEPOM 25x1,5-2 / 12-18° / 28	12-18	25	15,5	28	1,5-2
RSEPOM 25x1,5-2 / 18-22° / 28	18-22	25	18	28	1,5-2

Standardfarben
- schwarz

Material
- Grundkörper: Polyethylen (PE)
- Gleitfläche: Polyoxymethylen (POM)

Standard Colours
- *black*

Material
- *Base body: Polyethylene (PE)*
- *Slide base:: Polyoxymethylene (POM)*

Gruppe / Group: SRS

Schräge Lamellengleiter für Rundrohre mit variablem Aufstellwinkel
Angled lamella glides for round tubes with variable set-up angle

SRS

SRSL

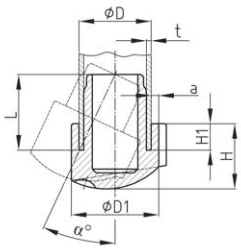

SRS

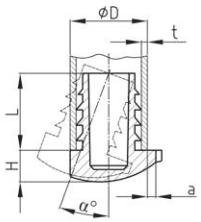

SRSL

Bestellnummer *Order Number*	α *α* °	a *a* mm	D *D* mm	D1 *D1* mm	H *H* mm	H1 *H1* mm	L *L* mm	t *t* mm
SRS 19x1,5 /0-30°/20	0-30	2-3	19	23,5	16,5	7	20	1,5
SRS 20x1,5 /0-30°/20	0-30	2-3	20	24,5	16,5	7	20	1,5
SRSL 20x1,3-2,2 /0-30°/20	0-30	2-3	20	-	8	-	20	1,3-2,2
SRS 20x2 /0-30°/20	0-30	2-3	20	24,5	16,5	7	20	2
SRS 22x1,5 /0-30°/20	0-30	2-3	22	26,5	17,5	7	20	1,5
SRS 22x2 /0-30°/20	0-30	2-3	22	26,5	18	7	20	2
SRS 25x1,5 /0-30°/20	0-30	2-3	25	29,5	18	7	20	1,5
SRS 25x2 /0-30°/20	0-30	2-3	25	29,5	18	7	20	2

Standardfarben
- schwarz RAL 9005
- natur
- signalweiß RAL 9003

Material
- Polyethylen (PE)

Bestellhinweise
- SRSL mit Lamellen (Rohr mit Fuß bündig, nicht umschlossen)

Standard Colours
- *black RAL 9005*
- *uncoloured*
- *signal white RAL 9003*

Material
- *Polyethylene (PE)*

Order informations
- *SRSL with ribs (tube flushes with foot, not enclosed)*

Gruppe / Group: RSG

Schräge Lamellengleiter für Rundrohre mit variablem Aufstellwinkel und Stapelschutz
Angle glides for round tubes with variable angled slide base and stash protection

Bestellnummer ***Order Number***	**α** ***α*** **°**	**a** ***a*** **mm**	**D** ***D*** **mm**	**H** ***H*** **mm**	**L** ***L*** **mm**	**t** ***t*** **mm**
RSG 18x1,5-2 / 12-18° / 21	12-18	3	18	11,4	21	1,5-2
RSG 18x1,5-2 / 18-22° / 21	18-22	3	18	13,7	21	1,5-2
RSG 20x1,5-2 / 12-18° / 23	12-18	3	20	21,1	23	1,5-2
RSG 20x1,5-2 / 18-22° / 23	18-22	3	20	14,5	23	1,5-2
RSG 22x1,5-2 / 12-18° / 25	12-18	3	22	12,9	25	1,5-2
RSG 22x1,5-2 / 18-22° / 25	18-22	3	22	15,3	25	1,5-2
RSG 25x1,5-2 / 12-18° / 28	12-18	3	25	13,8	28	1,5-2
RSG 25x1,5-2 / 18-22° / 28	18-22	3	25	16,3	28	1,5-2

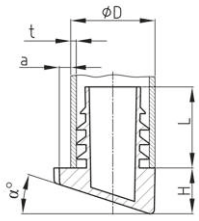

RSG

RSG

Standardfarben
- schwarz

Standard Colours
- *black*

Material
- Polyethylen (PE)

Material
- *Polyethylene (PE)*

Gruppe / Group: RSGF

Schräge Lamellengleiter für Rundrohre mit Filzgleitfläche, variablem Aufstellwinkel und Stapelschutz
Angle glides for round tubes with felt and varable angled slide base and stash protection

Bestellnummer ***Order Number***	**α** ***α*** **°**	**a** ***a*** **mm**	**D** ***D*** **mm**	**H** ***H*** **mm**	**H1** ***H1*** **mm**	**L** ***L*** **mm**	**t** ***t*** **mm**
RSGF 18x1,5-2 / 12-18° / 21	12-18	3	18	11,4	3	21	1,5-2
RSGF 18x1,5-2 / 18-22° / 21	18-22	3	18	13,7	3	21	1,5-2
RSGF 20x1,5-2 / 12-18° / 23	12-18	3	20	12,1	3	23	1,5-2
RSGF 20x1,5-2 / 18-22° / 23	18-22	3	20	14,5	3	23	1,5-2
RSGF 22x1,5-2 / 12-18° / 25	12-18	3	22	12,9	3	25	1,5-2
RSGF 22x1,5-2 / 18-22° / 25	18-22	3	22	15,3	3	25	1,5-2
RSGF 25x1,5-2 / 12-18° / 28	12-18	3	25	13,8	3	28	1,5-2
RSGF 25x1,5-2 / 18-22° / 28	18-22	3	25	16,3	3	28	1,5-2

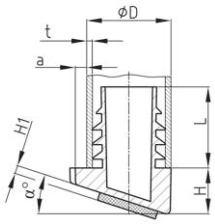

RSGF

RSGF

Standardfarben
- schwarz

Standard Colours
- *black*

Material
- Grundkörper: Polyethylen (PE)
- Gleitfläche: Filz

Material
- *Base body: Polyethylene (PE)*
- *Slide base: felt*

Gruppe / Group: OVLS

Schräge Stapelstuhl-Gleiter mit variablem Aufstellwinkel für Ovalrohre („+“ = abweichende Standardfarben möglich)
Angled stacking chair glides with variable angled slide base for flat oval tubes („+“ = differing standard colours possible)

OVLS

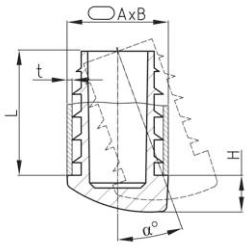

OVLS

Bestellnummer *Order Number*	α *α* °	A *A* mm	B *B* mm	H *H* mm	L *L* mm	t *t* mm
OVLS 30x15x1,5-2	9-21	30	15	6,5	24,5	1,5-2
OVLS 38x20x1,5-2	9-21	38	20	7,5	24,5	1,5-2
+ OVLS 40x20x1,5-2	0-20	40	20	8	25	1,25
+ OVLS 48x20x1,5-2	0-20	48	20	8	25	1,25

Standardfarben
- schwarz RAL 9005

Material
- Polyethylen (PE)

Bestellhinweise
- „+“ = andere Standardfarben möglich

Standard Colours
- *black RAL 9005*

Material
- *Polyethylene (PE)*

Order informations
- *„+“ = differing standard colours possible*

Gruppe / Group: OVLSF

Schräge Stapelstuhl-Gleiter mit Filzgleitfläche und mit variablem Aufstellwinkel für Ovalrohre
Angled stacking chair glides with felt base and with variable angled slide base for flat oval tubes

OVLSF

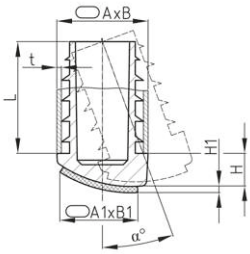

OVLSF

Bestellnummer *Order Number*	α *α* °	A *A* mm	B *B* mm	A1 *A1* mm	B1 *B1* mm	H *H* mm	H1 *H1* mm	L *L* mm	t *t* mm
OVLSF 30x15x1,5-2	0-20	30	15	26	13	6	3	25	1,5-2
OVLSF 38x20x1,5-2	0-20	38	20	33	17	8	3	25	1,5-2
OVLSF 40x20x1,5-2	0-20	40	20	33	17	8	3	25	1,5-2

Standardfarben
- schwarz

Material
- Grundkörper: Polyethylen (PE)
- Gleitfläche: Filz

Standard Colours
- *black*

Material
- *Base body: Polyethylene (PE)*
- *Slide base: felt*

Gruppe / Group: VS/Q

Schräge Lamellengleiter für Quadratrohre
Angled lamella glides for square tubes

VS/Q

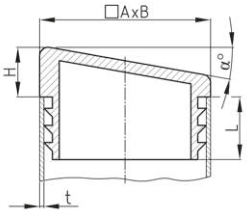

VS/Q

Bestellnummer *Order Number*	α *α* °	A *A* mm	B *B* mm	H *H* mm	L *L* mm	t *t* mm
VS 18x18x1,5-2	10	18	18	7,8	20	1,5-2
VS 20x20x1,5-2 *	10	20	20	8	12	1,5-2
VS 25x25x1-2	10	25	25	8,5	14	1-2

Standardfarben
- schwarz

Material
- Polyethylen (PE)

Standard Colours
- *black*

Material
- *Polyethylene (PE)*

Gruppe / Group: VS/R

Schräge Lamellengleiter für Rechteckrohre
Angled lamella glides for rectangular tubes

Bestellnummer *Order Number*	α *α* °	A *A* mm	B *B* mm	H *H* mm	L *L* mm	t *t* mm
VS 20x15x1-1,5	10	20	15	9,3	12	1-1,5
VS 25x15x1-2	10	25	15	7	12	1-2
VS 30x15x1,5-2	10	30	15	8,3	20	1,5-2
VS 30x20x1-2	10	30	20	8,5	14,5	1-2

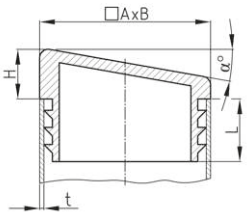

VS/R

VS/R

Standardfarben
- schwarz

Standard Colours
- *black*

Material
- Polyethylen (PE)

Material
- *Polyethylene (PE)*

Gruppe / Group: VGSL/Q

Lamellenstopfen mit variablem Aufstellwinkel für Quadratrohre
Lamella plugs with variable angled base for square tubes

Bestellnummer *Order Number*	α *α* °	A *A* mm	H *H* mm	L *L* mm	t *t* mm
VGSL 25x25x1-2	20-36	25	13	20	1-2
VGSL 30x30x1-2	20-36	30	15	20	1-2

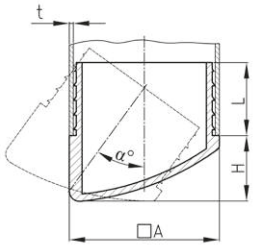

VGSL/Q

VGSL/Q

Standardfarben
- schwarz RAL 9005

Standard Colours
- *black RAL 9005*

Material
- Polyethylen (PE)

Material
- *Polyethylene (PE)*

Gruppe / Group: VGSL

Lamellenstopfen mit variablem Aufstellwinkel für Rechteckrohre
Lamella plugs with variable angled base for rectangular tubes

Bestellnummer *Order Number*	α *α* °	A *A* mm	B *B* mm	H *H* mm	L *L* mm	t *t* mm
VGSL 50x25x1,5	20-36	50	25	23	24,5	1,5
VGSL 50x30x1-2	20-36	50	30	18	25	1-2

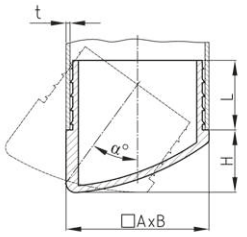

VGSL

VGSL

Standardfarben
- schwarz RAL 9005

Standard Colours
- *black RAL 9005*

Material
- Polyethylen (PE)

Material
- *Polyethylene (PE)*

Gruppe / Group: VGRL/Q

Lamellenstopfen mit variablem Aufstellwinkel für Quadratrohre
Lamella plugs with variable angled base for square tubes

VGRL/Q

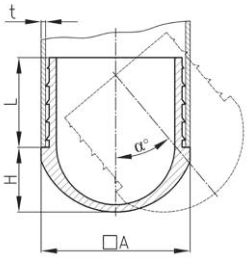

VGRL/Q

Bestellnummer *Order Number*	A *A* mm	H *H* mm	L *L* mm	t *t* mm	α *α* °
VGRL 25x25x1-2	25	10	20	1-2	0-40
VGRL 30x30x1-2	30	13	20	1-2	0-40

Standardfarben
- schwarz RAL 9005

Standard Colours
- *black RAL 9005*

Material
- Polyethylen (PE)

Material
- *Polyethylene (PE)*

Gruppe / Group: VGRL

Lamellenstopfen mit variablem Aufstellwinkel für Rechteckrohre
Lamella plugs with variable angled base for rectangular tubes

VGRL

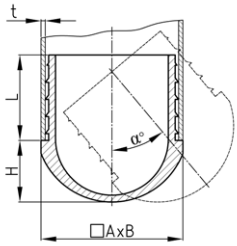

VGRL

Bestellnummer *Order Number*	A *A* mm	B *B* mm	H *H* mm	L *L* mm	t *t* mm	α *α* °
VGRL 50x30x1-2	50	30	22	25	1-2	0-40

Standardfarben
- schwarz RAL 9005

Standard Colours
- *black RAL 9005*

Material
- Polyethylen (PE)

Material
- *Polyethylene (PE)*

Gruppe / Group: GRP

Möbelgleiter mit Nagel (Gleitflächen/Kappen: "vn" = vernickelt, "rf" = rostfrei, "kw" = Kunststoff weiß, "kb" = Kunststoff braun)
Furniture glides with nail (stainless steel = "rf", nickel-plated = "vn", white plastic = "kw", brown plastic = "kb")

GRP K vn / rf

GRP K kb

GRP K kw

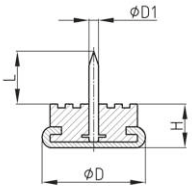

GRP K vn/ rf

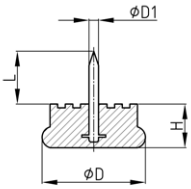

GRP K kb / kw

Bestellnummer *Order Number*	D *D* mm	D1 *D1* mm	H ca. *H ca.* mm	L ca. *L ca.* mm
GRPM 18 vn	18	2,4	9	14
GRPM 20 vn	20	2,4	9	14
GRPM 23 vn	23	2,4	10	15
GRPM 26 vn	26	2,4	11	15
GRPM 28 vn	28	2,4	10	15
GRPM 30 vn	30	2,4	10	14
GRPM 35 vn	35	2,4	10	23
GRPM 40 vn	40	3	10	26

Bestellnummer *Order Number*	D *D* mm	D1 *D1* mm	H ca. *H ca.* mm	L ca. *L ca.* mm
GRPM 18 rf	18	2,4	9	14
GRPM 20 rf	20	2,4	9	15
GRPM 23 rf	23	2,4	9	15
GRPM 26 rf	26	2,4	11	15
GRPM 30 rf	30	2,4	10	14
GRPM 40 rf	40	2,4	10	27
GRPK 18 kw	18	2,2	10	15
GRPK 20 kw	20	2,2	10	14

Bestellnummer *Order Number*	D *D* mm	D1 *D1* mm	H ca. *H ca.* mm	L ca. *L ca.* mm
GRPK 23 kw	23	2,2	10	14
GRPK 26 kw	26	2,2	10	14
GRPK 30 kw	30	2,2	10	14
GRPK 18 kb	18	2,2	10	15
GRPK 20 kb	20	2,2	10	14
GRPK 23 kb	23	2,2	10	14
GRPK 26 kb	26	2,2	10	14
GRPK 30 kb	30	2,2	10	14

Standardfarben
- schwarz

Material
- Puffer: thermoplastisches Elastomer 80 Shore (TPE)
- Gleitfläche: Edelstahl
- Gleitfläche: Polyamid (PA)
- Gleitfläche: Stahl vernickelt

Standard Colours
- *black*

Material
- *Bumper: thermoplastic elastomer 80 Shore (TPE)*
- *Slide base: stainless steel*
- *Slide base: Polyamide (PA)*
- *Slide base: nickel-plated steel*

Gruppe / Group: GRPES

Möbelgleiter mit stark beweglichem Nagel (durch Kunststoffgelenk) für extrem schräg stehende Füße
Furniture glides with flexible nail (plastic joint) for extreme inclined feet/legs

Bestellnummer *Order Number*	D *D* mm	D1 *D1* mm	H *H* mm	L *L* mm
GRPES 23	23	2,3	10	13
GRPES 27	27	2,3	10	13

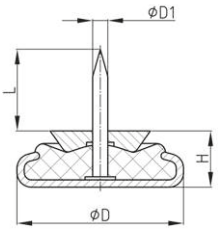

GRPES

GRPES

Standardfarben
- schwarz

Material
- Puffer: thermoplastisches Elastomer 80 Shore (TPE)
- Gleitfläche: Stahl vernickelt

Standard Colours
- *black*

Material
- *Bumper: thermoplastic elastomer 80 Shore (TPE)*
- *Slide base: nickel-plated steel*

Gruppe / Group: GRFL

Leichter Bodenschoner mit Nagel und eingeklebtem, graumeliertem Nadelfilz
Low duty glides with nail and glued grey needle-felt

GRFL

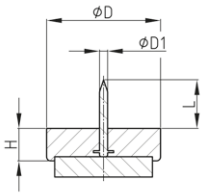

GRFL

Bestellnummer *Order Number*	D *D* mm	D1 *D1* mm	H ca. *H ca.* mm	L ca. *L ca.* mm
GRFL 17	17	1,6	4	13
GRFL 20	20	1,6	4	13
GRFL 24	24	1,6	4	13
GRFL 28	28	1,6	4	13

Standardfarben
- braun
- weiß

Standard Colours
- *brown*
- *white*

Material
- Grundkörper: Polystyrol (PS), schlagfest (SB)
- Gleitfläche: Nadelfilz

Material
- *Base body: Polystyrene (PS), impact resistant*
- *Slide base: needle felt*

Bestellhinweise
- Aus ökologischen Gründen und zum Schutz der Umwelt wird der gefärbte Filz durch naturfarbenen Filz ersetzt. In der Übergangszeit kann es zu Farbvermischungen kommen.

Order informations
- *For ecological reasons and to protect the environment, the dyed felt is replaced by natural-coloured felt. Mixed colours may occur during the transition period.*

Gruppe / Group: GRFH

Robuster Bodenschoner mit Nagel und umspritztem, hochsteifem Wollfilz (natur-graumeliert)
High duty glides with nail and highly stiff wool felt (ecru-greying) overmoulded

GRFH

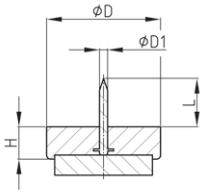

GRFH

Bestellnummer *Order Number*	D *D* mm	D1 *D1* mm	H ca. *H ca.* mm	L ca. *L ca.* mm
GRFH 17	17	2,4	5	15
GRFH 21	21	2,4	4,5	15
GRFH 24	24	2,4	4,5	15
GRFH 28	28	2,4	5	15
GRFH 32	32	2,4	5	15

Standardfarben
- braun
- weiß

Standard Colours
- *brown*
- *white*

Material
- Grundkörper: Polystyrol (PS), schlagfest (SB)
- Gleitfläche: hochsteifer Wollfilz

Material
- *Base body: Polystyrene (PS), impact resistant*
- *Slide base: highly stiff wool felt*

Bestellhinweise
- Aus ökologischen Gründen und zum Schutz der Umwelt wird der gefärbte Filz durch naturfarbenen Filz ersetzt. In der Übergangszeit kann es zu Farbvermischungen kommen.

Order informations
- *For ecological reasons and to protect the environment, the dyed felt is replaced by natural-coloured felt. Mixed colours may occur during the transition period.*

Gruppe / Group: GRFW

Robuster Bodenschoner mit Nagel und umspritztem, hochwertigem und weichem Wollfilz (natur-graumeliert)
High duty glides with nail and high quality wool-felt (ecru-greying) overmoulded

Bestellnummer ***Order Number***	**D** ***D*** **mm**	**D1** ***D1*** **mm**	**H ca.** ***H ca.*** **mm**	**L ca.** ***L ca.*** **mm**
GRFW 20	21	2,4	4	15
GRFW 24	24	2,4	4	15
GRFW 28	28	2,4	4	15
GRFW 32	32	2,4	5	15

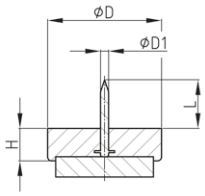

GRFW

GRFW

Standardfarben
- braun
- weiß

Standard Colours
- *brown*
- *white*

Material
- Grundkörper: Polystyrol (PS), schlagfest (SB)
- Gleitfläche: Wollfilz

Material
- *Base body: Polystyrene (PS), impact resistant*
- *Slide base: wool felt*

Bestellhinweise
- Aus ökologischen Gründen und zum Schutz der Umwelt wird der gefärbte Filz durch naturfarbenen Filz ersetzt. In der Übergangszeit kann es zu Farbvermischungen kommen.

Order informations
- *For ecological reasons and to protect the environment, the dyed felt is replaced by natural-coloured felt. Mixed colours may occur during the transition period.*

Gruppe / Group: GR

Runde Möbelgleiter mit Nagel
Round furniture glides with nail

Bestellnummer ***Order Number***	**D** ***D*** **mm**	**D1** ***D1*** **mm**	**H ca.** ***H ca.*** **mm**	**L ca.** ***L ca.*** **mm**
GR 10	10	2	5	15
GR 15	15	2	5	15
GR 18	18	2	5	15
GR 20	20	2	5	15
GR 22	22	2	5	15
GR 25	25	2	5	15
GR 30	30	2	5	15

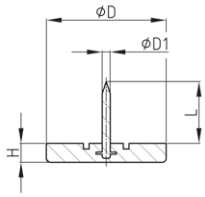

GR

GR

Standardfarben
- braun
- weiß

Standard Colours
- *brown*
- *white*

Material
- HD-Polyethylen (PE-HD)

Material
- *HD-Polyethylene (PE-HD)*

Gruppe / Group: GRG

Runde Möbelgleiter mit Nagel und schwarzem Höhenausgleich
Round furniture glides with nail and black height compensation

GRG

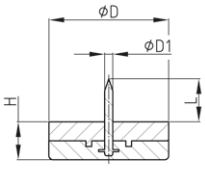

GRG

Bestellnummer *Order Number*	D *D* mm	D1 *D1* mm	H ca. *H ca.* mm	L ca. *L ca.* mm
GRG 15	15	2	10	15
GRG 18	18	2	10	15
GRG 20	20	2	10	15
GRG 22	22	2	10	15
GRG 25	25	2	10	15
GRG 30	30	2	10	15

Standardfarben
- braun
- weiß

Standard Colours
- *brown*
- *white*

Material
- Grundkörper: HD-Polyethylen (PE-HD)
- Ausgleich: LD-Polyethylen (LD-PE)

Material
- *Base body: Polyethylene (PE-HD)*
- *Compensator: LD-Polyethylene (LD-PE)*

Gruppe / Group: GRF

Runde Möbelgleiter zum Anschrauben mit Metallfassung und Filz
Round furniture glides for screwing on with metal holder and felt base

GRF

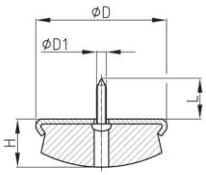

GRF

Bestellnummer *Order Number*	D *D* mm	D1 *D1* mm	H ca. *H ca.* mm	L ca. *L ca.* mm
GRF 18	18	3,5	10	16
GRF 20	20	3,5	10	16
GRF 22	22	3,5	10	16
GRF 24	24	3,5	10	16
GRF 28	28	3,5	10	16
GRF 30	30	3,5	10	16
GRF 35	35	3,5	10	16

Material
- Fassung: Stahl vernickelt
- Gleitfläche: Filz

Material
- *Holder: nickel-plated steel*
- *Slide base: felt*

Bestellhinweise
- Aus ökologischen Gründen und zum Schutz der Umwelt wird der gefärbte Filz durch naturfarbenen Filz ersetzt. In der Übergangszeit kann es zu Farbvermischungen kommen.

Order informations
- *For ecological reasons and to protect the environment, the dyed felt is replaced by natural-coloured felt. Mixed colours may occur during the transition period.*

Gruppe / Group: GRF o.S.

Runde Möbelgleiter zum Anschrauben mit Metallfassung und Filz (ohne Schraube)
Round furniture glides with metal holder and felt base (lwithout screw)

Bestellnummer ***Order Number***	**D** ***D*** **mm**	**H ca.** ***H ca.*** **mm**
GRF 18 oS	18	10
GRF 20 oS	20	10
GRF 22 oS	22	10
GRF 24 oS	24	10
GRF 28 oS	28	10
GRF 30 oS	30	10
GRF 35 oS	35	10

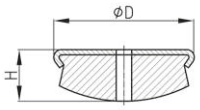

GRF o.S.

GRF o.S.

Material
- Fassung: Stahl vernickelt
- Gleitfläche: Filz

Material
- *Holder: nickel-plated steel*
- *Slide base: felt*

Bestellhinweise
- Aus ökologischen Gründen und zum Schutz der Umwelt wird der gefärbte Filz durch naturfarbenen Filz ersetzt. In der Übergangszeit kann es zu Farbvermischungen kommen.

Order informations
- *For ecological reasons and to protect the environment, the dyed felt is replaced by natural-coloured felt. Mixed colours may occur during the transition period.*

Gruppe / Group: PC

Runde Möbelfüße (Stopper) mit Nagel
Round furniture feet (stopper, buffer) with nail

Bestellnummer ***Order Number***	**D** ***D*** **mm**	**D1** ***D1*** **mm**	**H** ***H*** **mm**	**L** ***L*** **mm**
PC 15 / 7	15	2	7	15
PC 15 / 12	15	2	12	15
PC 20 / 6	20	2	6	15
PC 25 / 9	25	2	9	15

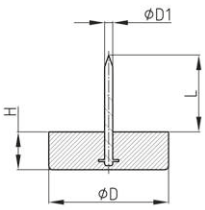

PC

PC

Standardfarben
- schwarz

Standard Colours
- *black*

Material
- Weich-PVC (PVC-P)

Material
- *Plasticised PVC (PVC-P)*

Gruppe / Group: RMS o.S.

Runde Möbelfüße (rutschhemmende Ausführung) mit Bohrung für Senkschrauben/Nägel
Round furniture feet (anti-slip version/stopper) with hole for countersunk screws/nails

RMS o.S.

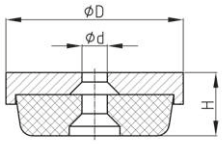

RMS o.S.

Bestellnummer *Order Number*	D *D* mm	H *H* mm	d *d* mm
RMS 24 oS	24	10	3,5
RMS 28 oS	28	10	3,5

Standardfarben
- schwarz
- braun
- weiß

Standard Colours
- *black*
- *brown*
- *white*

Material
- Grundkörper: Polystyrol (PS), schlagfest (SB)
- Puffer: Weich-PVC (PVC-P)

Material
- *Base body: Polystyrene (PS), impact resistant*
- *Bumper: plasticised PVC (PVC-P)*

Gruppe / Group: RMSH

Runde Möbelfüße mit Bohrung für Senkschrauben/Nägel
Round furniture feet with hole for countersunk screws/nails

RMSH

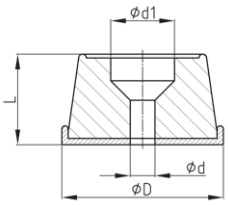

Bestellnummer *Order Number*	D *D* mm	d *d* mm	d1 *d1* mm	L *L* mm
RMSH 24	24	3,5	8	10

Standardfarben
- natur

Standard Colours
- *uncoloured*

Material
- Grundkörper: Polypropylen (PP)
- Gleitfläche: elastischer Thermoplast (TPE), ca. 72 Shore A

Material
- *Base body: Polypropylene (PP)*
- *Slide base: elastic thermoplast (TPE), appr. 72 Shore A*

Gruppe / Group: GO

Möbelgleiter mit zwei Nägeln (O = oval, R = rechteckig, E = elliptisch)
Furniture glides with two nails (O = oval, R = rectangular, E = elliptic)

GO (R)

GO (O)

GO (E)

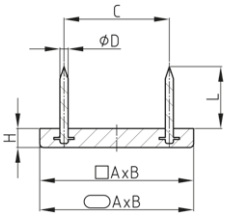

GO

Bestellnummer *Order Number*	A *A* mm	B *B* mm	C *C* mm	D *D* mm	H ca. *H ca.* mm	L ca. *L ca.* mm	Typ *Type*
GO 30x18	30	18	17	2	5	12	R
GO 35x18	35	18	17	2	5	10	O
GO 40x25	40	25	25	2	5	10	E

Bestellnummer *Order Number*	A *A* mm	B *B* mm	C *C* mm	D *D* mm	H ca. *H ca.* mm	L ca. *L ca.* mm	Typ *Type*
GO 44x16	44	16	25	2	5	11	O
GO 44x18	44	18	25	2	5	10	O
GO 45x20	45	20	25	2	5	13	O

Gruppe / Group: GO

Standardfarben
- braun
- weiß

Material
- HD-Polyethylen (PE-HD)

Standard Colours
- *brown*
- *white*

Material
- *HD-Polyethylene (PE-HD)*

Gruppe / Group: GOG

Möbelgleiter mit zwei Nägeln und schwarzem Gummipuffer (O = oval, R = rechteckig)
Furniture glides with two nails and black rubber buffer (O = oval, R = rectangular)

Bestellnummer *Order Number*	A *A* mm	B *B* mm	C *C* mm	D *D* mm	H ca. *H ca.* mm	L ca. *L ca.* mm	Typ *Type*
GOG 30x18	30	18	17	2	10	12	R
GOG 45x20	45	20	23	2	10	12	O

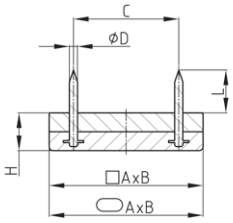

GOG

GOG (O)

Standardfarben
- braun
- weiß

Material
- Grundkörper: HD-Polyethylen (PE-HD)
- Puffer: LD-Polyethylen (LD-PE)

Standard Colours
- *brown*
- *white*

Material
- *Base body: Polyethylene (PE-HD)*
- *Bumper: LD-Polyethylene (LD-PE)*

Gruppe / Group: GOF

Möbelgleiter mit zwei Nägeln und Filz (O = oval, R = rechteckig, E = elliptisch)
Furniture glides with two nails and felt (O = oval, R = rectangular, E = elliptic)

GOF (R)

GOF (E)

GOF (O)

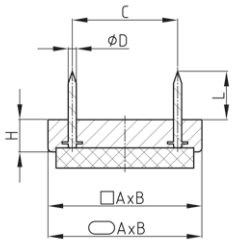

GOF

Bestellnummer *Order Number*	A *A* mm	B *B* mm	C *C* mm	D *D* mm	H ca. *H ca.* mm	L ca. *L ca.* mm	Typ *Type*
GOF 30x18	30	18	17,5	2	7	13	R
GOF 38x18	38	18	25	2	7	13	O

Bestellnummer *Order Number*	A *A* mm	B *B* mm	C *C* mm	D *D* mm	H ca. *H ca.* mm	L ca. *L ca.* mm	Typ *Type*
GOF 40x25	40	25	24,5	2	7	13	E

Standardfarben
- grau

Material
- Grundkörper: Polystyrol (PS), schlagfest (SB)
- Gleitfläche: Filz

Standard Colours
- *grey*

Material
- *Base body: Polystyrene (PS), impact resistant*
- *Slide base: felt*

Gruppe / Group: GMZ

Möbelgleiter aus Metall
Steel furniture glides

GMZ

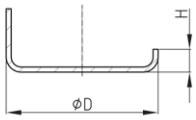

GMZ

Bestellnummer *Order Number*	D *D* mm	H ca. *H ca.* mm
GMZ 10	10	2,7
GMZ 13	13	3,6
GMZ 15	15	3,8
GMZ 18	18	4,2
GMZ 20	20	4,2
GMZ 22	22	4,2
GMZ 24	24	4,5
GMZ 27	27	4,8
GMZ 30	30	5,7
GMZ 35	35	6
GMZ 38	38	6,5

Material
- Stahl vernickelt

Material
- *Nickle-plated steel*

Gruppe / Group: GMS

Möbelgleiter aus Metall
Steel furniture glides

GMS

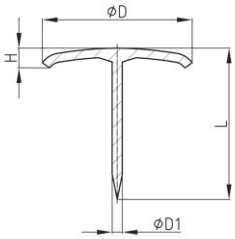

GMS

Bestellnummer *Order Number*	D *D* mm	D1 *D1* mm	H ca. *H ca.* mm	L ca. *L ca.* mm
GMS 13	13	1,4	3	12
GMS 15	15	1,4	3	14
GMS 16	16	1,75	3,2	14
GMS 18	18	1,75	4	16
GMS 20	20	2	4	18
GMS 23	23	2	4	19
GMS 25	25	2	4	19
GMS 28	28	2	5	20
GMS 30	30	2	5	20
GMS 35	35	2,5	5	27

Material
- Stahl vernickelt

Material
- *Nickle-plated steel*

Gruppe / Group: UGN/RU

Runde Universal-Nagelgleiter aus PTFE
Round universal PTFE glides with nail

Bestellnummer ***Order Number***	**D** ***D*** **mm**
UGN 20 PTFE / V2	20
UGN 22 PTFE / V2	22
UGN 25 PTFE / V2	25
UGN 30 PTFE / V2	30
UGN 32 PTFE / V2	32
UGN 40 PTFE / V2	40
UGN 50 PTFE / V2	50

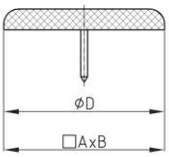

UGN/RU

UGN/RU

Standardfarben
- grau

Standard Colours
- *grey*

Material
- Grundkörper: Gummi / EVAC
- Gleitfläche: Polytetrafluorethylen (PTFE)

Material
- *Base body: rubber / EVAC*
- *Slide base: Polytetrafluorethylene (PTFE)*

Gruppe / Group: UGN/RE

Rechteckige Universal-Nagelgleiter aus PTFE
Rectangular universal PTFE glides with nail

Bestellnummer ***Order Number***	**A** ***A*** **mm**	**B** ***B*** **mm**
UGN 24x24 PTFE	24	24
UGN 25x35 PTFE	25	35
UGN 37x37 PTFE	37	37

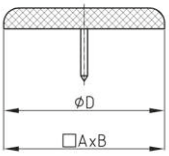

UGN/RE

UGN/RE

Standardfarben
- grau

Standard Colours
- *grey*

Material
- Grundkörper: Gummi / EVAC
- Gleitfläche: Polytetrafluorethylen (PTFE)

Material
- *Base body: rubber / EVAC*
- *Slide base: Polytetrafluorethylene (PTFE)*

Gruppe / Group: UGS/RU

Runde Universal-Gleiter aus PTFE mit Schraube
Round universal PTFE glides with screw

UGS/RU

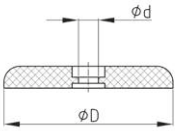

UGS/RU

Bestellnummer *Order Number*	D *D* mm	d ca. *d ca.* mm
UGS 19 PTFE	19	4,3
UGS 22 PTFE	22	4,3
UGS 25 PTFE	25	4,3
UGS 30 PTFE	30	4,3
UGS 38 PTFE	38	4,3
UGS 50 PTFE	50	4,3
UGS 60 PTFE	60	4,3

Standardfarben
- grau

Standard Colours
- *grey*

Material
- Grundkörper: Gummi / EVAC
- Gleitfläche: Polytetrafluorethylen (PTFE)

Material
- *Base body: rubber / EVAC*
- *Slide base: Polytetrafluorethylene (PTFE)*

Gruppe / Group: UGS/RE

Quadratische Universal-Gleiter aus PTFE
Square universal PTFE glides

UGS/RE

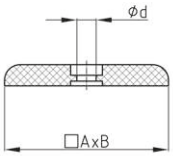

UGS/RE

Bestellnummer *Order Number*	A *A* mm	B *B* mm	d ca. *d ca.* mm
UGS 22x22 PTFE	22	22	4,3
UGS 25x25 PTFE	25	25	4,3
UGS 30x30 PTFE	30	30	4,3

Standardfarben
- grau

Standard Colours
- *grey*

Material
- Grundkörper: Gummi / EVAC
- Gleitfläche: Polytetrafluorethylen (PTFE)

Material
- *Base body: rubber / EVAC*
- *Slide base: Polytetrafluorethylene (PTFE)*

Gruppe / Group: UG/RE

Rechteckige Universalgleiter aus PTFE (UGSK = selbstklebend)
Rectangular universal PTFE glides (UGSK = self-adhesive)

UG/RE

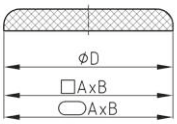

UG/RE

Bestellnummer *Order Number*	A *A* mm	B *B* mm
UGSK 16x16 PTFE / V2	16	16
UG 20x20 PTFE / V2	20	20
UGSK 20x20 PTFE / V2	20	20
UGSK 21x21 PTFE / V2	21	21

Bestellnummer *Order Number*	A *A* mm	B *B* mm
UG 25x25 PTFE / V2	25	25
UGSK 25x25 PTFE / V2	25	25
UGSK 26x26 PTFE / V2	26	26
UG 30x30 PTFE / V2	30	30

Bestellnummer *Order Number*	A *A* mm	B *B* mm
UGSK 30x30 PTFE / V2	30	30
UGSK 31x31 PTFE / V2	31	31
UG 35x25 PTFE / V2	35	25
UGSK 35x25 PTFE / V2	35	25

Bestellnummer *Order Number*	A *A* mm	B *B* mm
UG 35x35 PTFE / V2	35	35
UGSK 35x35 PTFE / V2	35	35
UG 40x40 PTFE / V2	40	40
UGSK 40x40 PTFE / V2	40	40

Gruppe / Group: UG/RE

Bestellnummer *Order Number*	A *A* mm	B *B* mm	Bestellnummer *Order Number*	A *A* mm	B *B* mm	Bestellnummer *Order Number*	A *A* mm	B *B* mm	Bestellnummer *Order Number*	A *A* mm	B *B* mm
UG 50x50 PTFE / V2	50	50	UG 50x9 PTFE / V2	50	9	UG 100x25 PTFE / V2	100	25			
UGSK 50x50 PTFE / V2	50	50	UGSK 50x9 PTFE / V2	50	9	UGSK 100x25 PTFE / V2	100	25			

Standardfarben
- grau

Material
- Grundkörper: Gummi / EVAC
- Gleitfläche: Polytetrafluorethylen (PTFE)

Standard Colours
- *grey*

Material
- *Base body: rubber / EVAC*
- *Slide base: Polytetrafluorethylene (PTFE)*

Gruppe / Group: UG/RU

Runde Universalgleiter aus PTFE (UGSK = selbstklebend)
Round universal PTFE glides (UGSK = self-adhesive)

UG/RU

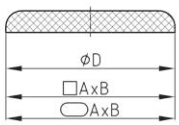

UG/RU

Bestellnummer *Order Number*	D *D* mm	Bestellnummer *Order Number*	D *D* mm	Bestellnummer *Order Number*	D *D* mm	Bestellnummer *Order Number*	D *D* mm
UG 20 PTFE / V2	20	UGSK 100 PTFE / V2	100	UG 50 PTFE / V2	50	UGSK 70 PTFE / V2	70
UGSK 20 PTFE / V2	20	UGSK 30 PTFE / V2	30	UGSK 50 PTFE / V2	50	UG 80 PTFE / V2	80
UG 22 PTFE / V2	22	UG 32 PTFE / V2	32	UG 60 PTFE / V2	60	UGSK 80 PTFE / V2	80
UGSK 22 PTFE / V2	22	UGSK 32 PTFE / V2	32	UGSK 60 PTFE / V2	60	UG 90 PTFE / V2	90
UG 25 PTFE / V2	25	UG 40 PTFE / V2	40	UG 65 PTFE / V2	65	UGSK 90 PTFE / V2	90
UGSK 25 PTFE / V2	25	UGSK 40 PTFE / V2	40	UGSK 65 PTFE / V2	65		
UG 30 PTFE / V2	30	UG 100 PTFE / V2	100	UG 70 PTFE / V2	70		

Standardfarben
- grau

Material
- Grundkörper: Gummi / EVAC
- Gleitfläche: Polytetrafluorethylen (PTFE)

Standard Colours
- *grey*

Material
- *Base body: rubber / EVAC*
- *Slide base: Polytetrafluorethylene (PTFE)*

Gruppe / Group: UG/OV

Ovale Universalgleiter aus PTFE, selbstklebend
Oval universal PTFE glides, self-adhesivehesive

UG/OV

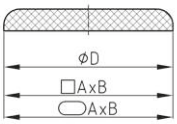

UG/OV

Bestellnummer *Order Number*	A *A* mm	B *B* mm
UGSK 25x12 PTFE / V2	25	12
UGSK 25x15 PTFE / V2	25	15
UGSK 31x17 PTFE / V2	31	17

Standardfarben
- grau

Material
- Grundkörper: Gummi / EVAC
- Gleitfläche: Polytetrafluorethylen (PTFE)
- Acrylatkleber

Standard Colours
- *grey*

Material
- *Base body: rubber / EVAC*
- *Slide base: Polytetrafluorethylene (PTFE)*
- *acrylate adhesive*

Gruppe / Group: UG/DK

Dreieckige Universalgleiter aus PTFE (UGSK = selbstklebend)
Triangular universal glides made of PTFE (UGSK = self-adhesive)

UG/DK

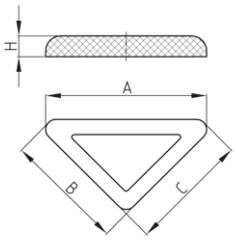

UG/DK

Bestellnummer *Order Number*	A *A* mm	B *B* mm	C *C* mm
UG 45x35x35 PTFE / V2	45	35	35
UGSK 45x35x35 PTFE / V2	45	35	35
UG 65x50x50 PTFE / V2	65	50	50
UGSK 65x50x50 PTFE / V2	65	50	50

Standardfarben
- grau

Material
- Grundkörper: Gummi / EVAC
- Gleitfläche: Polytetrafluorethylen (PTFE)

Standard Colours
- *grey*

Material
- *Base body: rubber / EVAC*
- *Slide base: Polytetrafluorethylene (PTFE)*

Gruppe / Group: MBF

Möbelfüße
Furniture feet

MBF

MBFZ

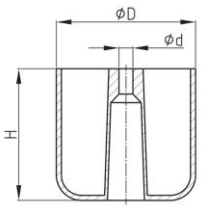

MBF

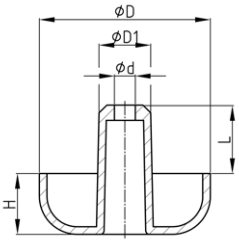

MBFZ

Bestellnummer *Order Number*	d *d* mm	D *D* mm	D1 *D1* mm	H *H* mm	L *L* mm
Möbelfuß 45/16	5	45	-	16	-
Möbelfuß 45/16Z	5	45	13,2	16	21,5
Möbelfuß 55/19	5	55	-	19	-

Bestellnummer *Order Number*	d *d* mm	D *D* mm	D1 *D1* mm	H *H* mm	L *L* mm
Möbelfuß 55/19Z	5	55	13,2	19	19,5
Möbelfuß 55/52	5	55	-	52	-
Möbelfuß 55/52Z	5	55	13,2	52	24

Bestellnummer *Order Number*	d *d* mm	D *D* mm	D1 *D1* mm	H *H* mm	L *L* mm
Möbelfuß 69/70	6	69	-	70	-
Möbelfuß 69/78	6	69	-	78	-

Gruppe / Group: MBF

Standardfarben
- schwarz

Standard Colours
- *black*

Material
- HD-Polyethylen (PE-HD)

Material
- *HD-Polyethylene (PE-HD)*

Gruppe / Group: MBFD

Möbelfüße mit Zapfen
Furniture feet with pin

MBFD

MBFD 45x15

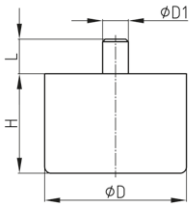

MBFD

Bestellnummer *Order Number*	D *D* mm	D1 *D1* mm	H *H* mm	L *L* mm
MBFD 45x15	45	13	15	20
MBFD 45x20	45	13	20	20
MBFD 45x25	45	13	25	20

Bestellnummer *Order Number*	D *D* mm	D1 *D1* mm	H *H* mm	L *L* mm
MBFD 50x34	50	13	34	20
MBFD 50x40	50	13	40	20
MBFD 50x50	50	13	50	23

Bestellnummer *Order Number*	D *D* mm	D1 *D1* mm	H *H* mm	L *L* mm
MBFD 60x40	60	13	40	23
MBFD 60x50	60	13	50	23
MBFD 60x60	60	13	60	23

Standardfarben
- schwarz

Standard Colours
- *black*

Material
- Polypropylen (PP)

Material
- *Polypropylene (PP)*

Gruppe / Group: MBFE

Möbelfüße, stapelbar
Furniture feet, stackable

MBFE

MBFE(V)

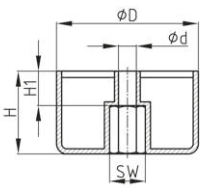

MBFE

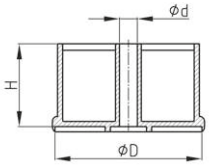

MBFE(V)

Bestellnummer *Order Number*	D *D* mm	d *d* mm	H *H* mm	H1 *H1* mm	SW *WAF* mm
MBFE 100x50	100	10	50	20	17
MBFE 100x50 V	100	10	50	-	-

Standardfarben
- schwarz

Standard Colours
- *black*

Fortsetzung nächste Seite / *Continue next page*

Gruppe / Group: MBFE - siehe Vorseite / look at page before

Material
- Polypropylen (PP)

Bestellhinweise
- V = Verlängerungsstück für MBFE

Material
- *Polypropylene (PP)*

Order informations
- *V = extension for MBFE*

Gruppe / Group: MBFG

Möbelfüße mit montierter Sechskantschraube und konzentrischem Gleitschutz
Furniture feet with assembled hexagon screw and concentric slide protection

MBFG

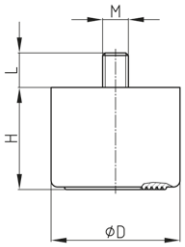

MBFG

Bestellnummer *Order Number*	D *D* mm	H *H* mm	L *L* mm	M *M*
MBFG 60x40 M10x25	60	40	25	M10
MBFG 60x60 M10x10	60	60	10	M10
MBFG 60x60 M10x25	60	60	25	M10
MBFG 78x60 M10x25	78	60	25	M10
MBFG 78x80 M10x25	78	80	25	M10

Standardfarben
- schwarz

Material
- Grundkörper: Polypropylen (PP)
- Gewinde: Stahl verzinkt

Standard Colours
- *black*

Material
- *Base body: Polypropylene (PP)*
- *Thread: zinc-plated steel*

Gruppe / Group: MBFH

Möbelfüße mit Innensechskant
Furniture feet with hexagon socket

MBFH

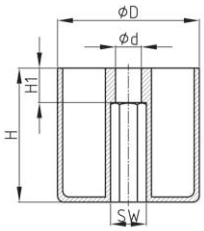

MBFH

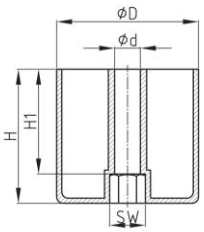

MBFH(F)

Bestellnummer *Order Number*	D *D* mm	d *d* mm	H *H* mm	H1 *H1* mm	SW *WAF* mm
MBFH 50x20	50	8	20	10	13
MBFH 50x30	50	8	30	10	13
MBFH 50x34	50	8	34	22	13
MBFH 50x40	50	8	40	10	13
MBFH 50x50	50	8	50	22	13

Bestellnummer *Order Number*	D *D* mm	d *d* mm	H *H* mm	H1 *H1* mm	SW *WAF* mm
MBFH 60x40 F	60	8	40	30	13
MBFH 60x50 F	60	8	50	40	13
MBFH 75x60 F	75	8	60	30	13
MBFH 80x40	80	8	40	10	13
MBFH 80x50	80	8	50	10	13

Bestellnummer *Order Number*	D *D* mm	d *d* mm	H *H* mm	H1 *H1* mm	SW *WAF* mm
MBFH 80x60	80	8	60	10	13
MBFH 80x80	80	8	80	10	13
MBFH 90x35 F	90	8	35	10	17

Standardfarben
- schwarz

Material
- Polypropylen (PP)

Bestellhinweise
- F = der Innensechskant hat eine geringere Tiefe

Standard Colours
- *black*

Material
- *Polypropylene (PP)*

Order informations
- *F = the hexagon has a smaller depth*

Gruppe / Group: MBFL

Möbelfüße mit Innensechskant und konzentrischem Gleitschutz
Furniture feet with hexagon socket and concentric slide protection

Bestellnummer *Order Number*	D *D* mm	d *d* mm	H *H* mm	H1 *H1* mm	SW *WAF* mm
MBFL 60x40	60	10	40	10	17
MBFL 60x60	60	10	60	10	17
MBFL 78x60	78	10	60	10	17
MBFL 78x80	78	10	80	10	17

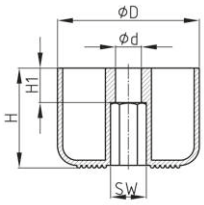

MBFL

MBFL

Standardfarben
- schwarz

Standard Colours
- *black*

Material
- Polypropylen (PP)

Material
- *Polypropylene (PP)*

Gruppe / Group: MBFO

Möbelfüße zur Befestigung mit Senkkopfschrauben
Furniture feet for fastening with countersunk screws

MBFO

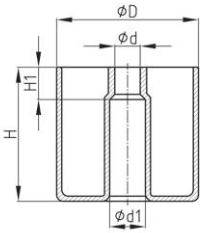

MBFO

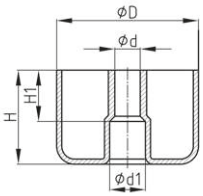

MBFO

Bestellnummer *Order Number*	D *D* mm	d *d* mm	d1 *d1* mm	H *H* mm	H1 *H1* mm
MBFO 42x25	42	6	12	25	13
MBFO 45x15	45	5	10	15	10
MBFO 45x20	45	5	12	20	10
MBFO 45x25	45	5	12	25	10
MBFO 45x40	45	5	11	40	28

Bestellnummer *Order Number*	D *D* mm	d *d* mm	d1 *d1* mm	H *H* mm	H1 *H1* mm
MBFO 50x20	50	5	12	20	13
MBFO 50x30	50	5	14	30	13
MBFO 50x34	50	5	14	34	13
MBFO 50x34/22	50	5	14	34	22
MBFO 50x40	50	5	14	40	13

Bestellnummer *Order Number*	D *D* mm	d *d* mm	d1 *d1* mm	H *H* mm	H1 *H1* mm
MBFO 50x50	50	5	14	50	13
MBFO 80x40	80	5	16	40	13
MBFO 80x50	80	5	16	50	13
MBFO 80x60	80	5	16	60	13
MBFO 80x80	80	5	16	80	13

Standardfarben
- schwarz

Standard Colours
- *black*

Material
- Polypropylen (PP)

Material
- *Polypropylene (PP)*

Gruppe / Group: MBFS

Möbelfüße mit montierter Sechskantschraube
Furniture feet with mounted hexagon screw

MBFS

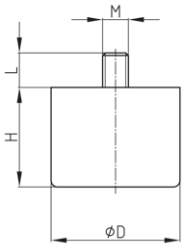

MBFS

Bestellnummer *Order Number*	D *D* mm	H *H* mm	L *L* mm	M *M*
MBFS 50x20 M8x25	50	20	25	M8
MBFS 50x30 M8x25	50	30	25	M8
MBFS 50x40 M8x25	50	40	25	M8
MBFS 50x50 M8x25	50	50	25	M8
MBFS 80x40 M8x25	80	40	25	M8
MBFS 80x50 M8x25	80	50	25	M8
MBFS 80x80 M8x25	80	80	25	M8

Standardfarben
- schwarz

Standard Colours
- *black*

Material
- Grundkörper: Polypropylen (PP)
- Gewinde: Stahl verzinkt

Material
- *Base body: Polypropylene (PP)*
- *Thread: zinc-plated steel*

Gruppe / Group: MBFV

Möbelfüße zur Befestigung mit Rundkopfschrauben
Furniture feet for mounting with round head screws

MBFV

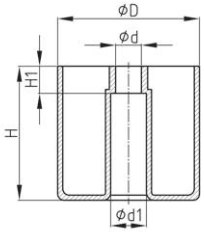

MBFV

Bestellnummer *Order Number*	D *D* mm	d *d* mm	d1 *d1* mm	H *H* mm	H1 *H1* mm
MBFV 50x20/4x12	50	4	15	20	12
MBFV 50x20/8x10	50	8	15	20	10
MBFV 50x30/8x10	50	8	15	30	10
MBFV 50x34/8x22	50	8	15	34	22
MBFV 50x40/4x12	50	4	15	40	12
MBFV 50x40/8x10	50	8	15	40	10
MBFV 50x40/8x22	50	8	15	40	22
MBFV 50x50/8x22	50	8	15	50	22
MBFV 60x40/8x30	60	8	19	40	30
MBFV 60x50/8x40	60	8	19	50	40
MBFV 80x40/6x20	80	6	16	40	20
MBFV 80x50/6x20	80	6	16	50	20
MBFV 80x60/6x20	80	6	16	60	20
MBFV 80x80/6x20	80	6	16	80	20

Standardfarben
- schwarz

Standard Colours
- *black*

Material
- Polypropylen (PP)

Material
- *Polypropylene (PP)*

Gruppe / Group: MBFQ

Möbelfüße quadratisch zur Befestigung mit Rundkopfschrauben
Furniture square feet for mounting with round head screw

Bestellnummer *Order Number*	A *A* mm	d *d* mm	d1 *d1* mm	H *H* mm	H1 *H1* mm
MBFQ 70x45	70	5	13	45	19

Standardfarben
- schwarz

Material
- Polypropylen (PP)

Standard Colours
- *black*

Material
- *Polypropylene (PP)*

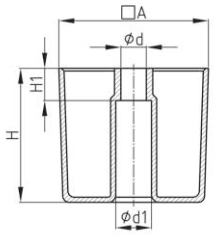

MBFQ

MBFQ

Gruppe / Group: MBFQK

Möbelfüße quadratisch zur Befestigung mit Rundkopfschrauben
Square furniture feet for mounting with round head screws

Bestellnummer *Order Number*	A *A* mm	d *d* mm	d1 *d1* mm	H *H* mm	H1 *H1* mm	L *L* mm
MBFQK 95x35	95	6	12	35	15	50

Standardfarben
- schwarz

Material
- Polypropylen (PP)

Standard Colours
- *black*

Material
- *Polypropylene (PP)*

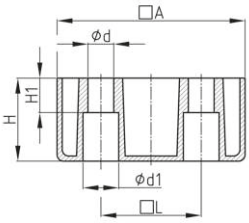

MBFQK

MBFQK

Gruppe / Group: MBFQT

Möbelfüße dreieckig zur Befestigung mit Rundkopfschrauben
Triangular furniture feet for attachment with round-head screws

Bestellnummer *Order Number*	A *A* mm	B *B* mm	d *d* mm	d1 *d1* mm	H *H* mm	H1 *H1* mm	L *L* mm
MBFQT 130x45	130	130	5,8	16	45	20	64

Standardfarben
- schwarz

Material
- Polypropylen (PP)

Standard Colours
- *black*

Material
- *Polypropylene (PP)*

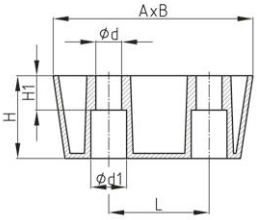

MBFQT

MBFQT

Gruppe / Group: PR/PP

Gleitscheiben (Polstermöbel/Holzstühle, etc.) und Laufrollen mit Bohrung für Senkschrauben (90°)/PP
Slide washers (upholstery furniture/wooden chairs and more) with boring for countersunk screws (90°)/PP

PR/PP

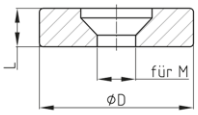

PR/PP

Bestellnummer *Order Number*	für M *for WAF*	D *D* mm	L *L* mm
PR 40x10 / M10 PP	M10	40	10
PR 40x10 / M8 PP	M8	40	10
PR 40x10 / M6 PP	M6	40	10
PR 30x10 / M5/M6 PP	M5/M6	30	10
PR 25x10 / M5/M6 PP	M5/M6	25	10
PR 20x10 / M5 PP	M5	20	10

Standardfarben
- schwarz RAL 9005
- signalweiß RAL 9003
- natur

Standard Colours
- *black RAL 9005*
- *signal white RAL 9003*
- *uncoloured*

Material
- Polypropylen (PP)

Material
- *Polypropylene (PP)*

Gruppe / Group: PR/PVC

Gleitscheiben (Polstermöbel/Holzstühle, etc.) und Laufrollen mit Bohrung für Senkschrauben (90°)/PVC (weich)
Slide washers (upholstery furniture/wooden chairs and more) with boring for countersunk screws (90°)/PVC (soft)

PR/PVC

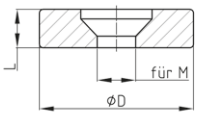

PR/PVC

Bestellnummer *Order Number*	für M *for WAF*	D *D* mm	L *L* mm
PR 40x10 / M10 PVC	M10	40	10
PR 40x10 / M8 PVC	M8	40	10
PR 40x10 / M6 PVC	M6	40	10
PR 30x10 / M5/M6 PVC	M5/M6	30	10
PR 25x10 / M5/M6 PVC	M5/M6	25	10
PR 20x10 / M5 PVC	M5	20	10

Standardfarben
- schwarz RAL 9005
- signalweiß RAL 9003
- natur

Standard Colours
- *black RAL 9005*
- *signal white RAL 9003*
- *uncoloured*

Material
- Weich-PVC (PVC-P)

Material
- *Plasticised PVC (PVC-P)*

Gruppe / Group: PRAF/PVC

Gleitscheiben (Polstermöbel/Holzstühle, etc.) und Laufrollen mit aufgeschweißtem Filz und Bohrung für Senkschrauben (90°)/PVC (weich)
Slide washers (upholstery furniture/wooden chairs and more) with welded felt and boring for countersunk screws (90°)/PVC (soft)

Bestellnummer ***Order Number***	**D** ***D*** **mm**	**L** ***L*** **mm**	**für M** ***for WAF***
PRAF 25x10 M5/M6 PVC	25	10	M5/M6
PRAF 30x10 M5/M6 PVC	30	10	M5/M6
PRAF 40x10 M6 PVC	40	10	M6
PRAF 40x10 M8 PVC	40	10	M8
PRAF 40x10 M10 PVC	40	10	M10

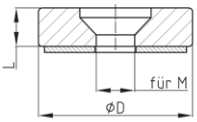

PRAF/PVC

PRAF/PVC

Standardfarben
- schwarz RAL 9005

Standard Colours
- *black RAL 9005*

Material
- Grundkörper: Weich- PVC (PVC- P)
- Gleitfläche: synthetischer Nadelfilz (PEs)

Material
- *Base body: plasticised PVC (PVC-P)*
- *Slide base: synthetic needle felt (polyester)*

Gruppe / Group: GLR

Möbel-Gleitrolle für Tischbeine, rund (passend zur Gruppe GLRS)
Furniture-caster for table legs, round (adapted to group GLRS)

GLR

GLR

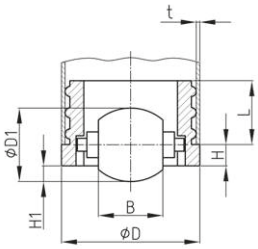

GLR

Bestellnummer *Order Number*	B *B* mm	D *D* mm	D1 *D1* mm	H *H* mm	H1 *H1* mm	L *L* mm	t *t* mm
GLR 32x1,5	12	32	20	3	4	24	1,5
GLR 32x2	12	32	20	3	4	24	2
GLR 35x1,5	12	35	20	3	4	24	1,5
GLR 35x2	12	35	20	3	4	24	2

Bestellnummer *Order Number*	B *B* mm	D *D* mm	D1 *D1* mm	H *H* mm	H1 *H1* mm	L *L* mm	t *t* mm
GLR 38x1,5	18	38	25	3	7	24	1,5
GLR 38x2	18	38	25	3	7	24	2
GLR 40x1,5	18	40	25	3	7	24	1,5
GLR 40x2	18	40	25	3	7	24	2

Standardfarben
- schwarz

Material
- Grundkörper: Polyamid (PA)
- Bolzen: Stahl
- Rolle: elastischer Thermoplast (TPE)

Standard Colours
- *black*

Material
- *Base body: Polyamide (PA)*
- *Bolt: steel*
- *Castor: elastic thermoplast (TPE)*

Gruppe / Group: VLR

Möbel-Gleitrolle für Tischbeine, quadratisch
Furniture-caster for table legs, square

VLR

VLR

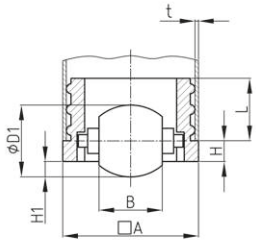

VLR

Bestellnummer *Order Number*	A *A* mm	B *B* mm	D1 *D1* mm	H *H* mm	H1 *H1* mm	L *L* mm	t *t* mm
VLR 35x35x2	35	12	20	3	4	23,5	2
VLR 40x40x1,5	40	18	25	3	7	23,5	1,5
VLR 40x40x2	40	18	25	3	7	23,5	2

Standardfarben
- schwarz

Material
- Grundkörper: Polyamid (PA)
- Bolzen: Stahl
- Rolle: elastischer Thermoplast (TPE)

Standard Colours
- *black*

Material
- *Base body: Polyamide (PA)*
- *Bolt: steel*
- *Castor: elastic thermoplast (TPE)*

Gruppe / Group: UGG

Runder Universalgleiter mit PTFE Gleitfläche und Stahlgewinde
Round universal glides with PTFE sliding surface and steel thread

UGG

UGG 50

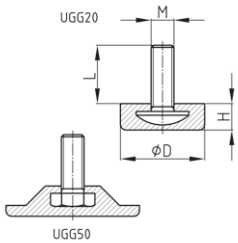

UGG

Bestellnummer *Order Number*	D *D* mm	H *H* mm	L *L* mm	M *M*
UGG 20 / M6	20	7	22,5	M6
UGG 30 / M8	30	7	23	M8
UGG 50 / M10	50	11	30	M10

Standardfarben
- grau

Material
- Grundkörper: Gummi
- Gewinde: Stahl
- Gleitfläche: Polytetrafluorethylen (PTFE)

Standard Colours
- *grey*

Material
- *Base body: rubber*
- *Thread: steel*
- *Slide base: Polytetrafluorethylene (PTFE)*

Gruppe / Group: TF

Höhenverstellbare Tischfüße zum Einschieben
Height-adjustable table feet to slide in

TF

TF

TF

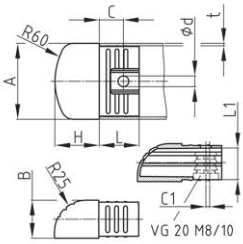

TF

Bestellnummer *Order Number*	A *A* mm	B *B* mm	C *C* mm	C1 *C1* mm	d *d* mm	H *H* mm	L *L* mm	L1 *L1* mm	t *t* mm
TF 60x30x1,5	60	30	19	3	8,5	35	31,5	26	1,5

Standardfarben
- schwarz RAL 9005

Material
- Grundkörper: Polyamid 6 (PA 6)

Standard Colours
- *black RAL 9005*

Material
- *Base body: Polyamide (PA 6)*

Gruppe / Group: FG

Fußgleiter/Blende für Rundrohre
Foot glides / cover for round tubes

FG

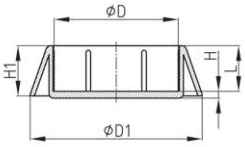

FG

Bestellnummer *Order Number*	D *D* mm	D1 *D1* mm	H *H* mm	H1 *H1* mm	L *L* mm
FG 60 / 81,5	60	81,5	3	22	20

Standardfarben
- schwarz

Standard Colours
- *black*

Material
- Polypropylen (PP)

Material
- *Polypropylene (PP)*

Gruppe / Group: VLA

Sichtstopfen mit Lamellen für Rechteckrohre
Sight plugs with lamellas for rectangular tubes

VLA

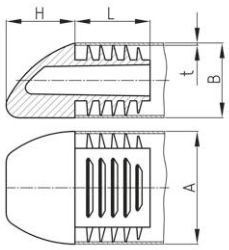

VLA

Bestellnummer *Order Number*	A *A* mm	B *B* mm	H *H* mm	L *L* mm	t *t* mm
VLA 30x20x1,5-2	30	20	25	25	1,5-2
VLA 40x25x1,5-2	40	25	25	25	1,5-2
VLA 50x25x1,5-2	50	25	25	25	1,5-2
VLA 50x30x1,5-2	50	30	25	25	1,5-2
VLA 60x20x1,5-2	60	20	25	25	1,5-2
VLA 60x30x1,5-2	60	30	25	25	1,5-2
VLA 60x40x1,5-2	60	40	25	25	1,5-2

Standardfarben
- schwarz

Standard Colours
- *black*

Material
- Polyethylen (PE)

Material
- *Polyethylene (PE)*

Stopfen und Kappen

Plugs and caps

Gruppe / Group: GL

Lamellenstopfen für Rundrohre ("+" = abweichende Standardfarben möglich)
Lamella plugs for round tubes ("+" = differing standard colours possible)

GL

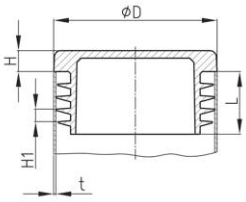

GL

Bestellnummer *Order Number*	D *D* mm	H *H* mm	H1 *H1* mm	L *L* mm	t *t* mm
GL 10x0,8-1,5	10	3,5	2	10	0,8-1,5
GL 12x0,8-2	12	3,5	2,5	10	0,8-2
GL 13x0,8-2	13	4	3	10,5	0,8-2
GL 14x0,8-2	14	5	3	11,5	0,8-2
GL 15x0,8-2	15	3	3	11,5	0,8-2
GL 16x0,8-2	16	5	3	11,5	0,8-2
GL 18x0,25-1,5	18	5	3	11,5	0,25-1,5
GL 18x0,8-2,5	18	5	3	11,5	0,8-2,5
GL 18x2,5-3,5	18	5	3	11,5	2,5-3,5
GL 19x0,8-2,5	19	5	3	11,5	0,8-2,5
GL 20x0,8-2,5	20	5	3	11,5	0,8-2,5
GL 21x0,8-2,5	21	5	3	11,5	0,8-2,5
GL 22x0,8-3	22	5	3	11,5	0,8-3
GL 22x2-4	22	5	3	11,5	2-4
GL 23x0,8-3	23	5	3	11,5	0,8-3
GL 24x0,8-2,5	24	5	3	11,5	0,8-2,5
GL 25x1-3	25	5	3	11,5	1-3
GL 25x3-5	25	5	3	11,5	3-5
GL 26x0,8-3	26	5	3	11,5	0,8-3
GL 27x0,8-3	27	5	3	11,5	0,8-3
GL 28x0,8-2,5	28	5	3	11,5	0,8-2,5
GL 30x0,8-2,5	30	5	3	11,5	0,8-2,5
GL 30x2,5-4,5	30	5	3	11,5	2,5-4,5
GL 32x0,8-3	32	5	3	11,5	0,8-3
GL 32x2,5-4,5	32	5	3	11,5	2,5-4,5
GL 34x0,8-3	34	5	3	11,5	0,8-3
GL 34x3,5-4	34	5	3	11,5	3,5-4
GL 35x1-3	35	5	3	11,5	1-3
GL 35x3-5	35	5	3	11,5	3-5
GL 36x1-3	36	5	3	11,5	1-3
GL 37x1-3	37	5	3	11,5	1-3
GL 38x1-3	38	5	3	11,5	1-3
GL 38x3-5	38	5	3	11,5	3-5
GL 40x1-3	40	5	3	11,5	1-3
GL 40x3-5	40	5	3	11,5	3-5
GL 42x0,8-2,5	42	5	3	11,5	0,8-2,5
GL 42x2,5-5	42	5	3	11,5	2,5-5
GL 43x2-2,5	43	5	3	11,5	2-2,5
GL 43x3-3,5	43	5	3	11,5	3-3,5
GL 44,5x1,2-3,2	44,5	5	3	11,5	1,2-3,2
GL 45x0,8-3	45	5	3	11,5	0,8-3
GL 45x3-5	45	5	3	11,5	3-5
GL 46x1,5-3,5	46	5	3	11,5	1,5-3,5
GL 48,4x1,2-3,6	48,3	6	3	11,5	1,2-3,6
GL 48,4x2,5-5,2	48,3	6	3	11,5	2,5-5,2
GL 50x1-2,5	50	5	3	11,5	1-2,5
GL 50x2,5-4,5	50	5	3	11,5	2,5-4,5
GL 50x4,5-6,5	50	5	3	11,5	4,5-6,5
GL 50,8x1,2-3	50,8	5	3	11,5	1,2-3
GL 52x1,5-3,5	52	5	3	14,5	1,5-3,5
GL 55x1-3	55	5	3	14,5	1-3

Bestellnummer *Order Number*	D *D* mm	H *H* mm	H1 *H1* mm	L *L* mm	t *t* mm	
GL 55x3-5	55	5	3	14,5	3-5	
GL 57,2x1,2-2,7	57,2	5	3	14,5	1,2-2,7	
GL 60x1-3	60	5	4	18	1-3	
GL 60x3-5	60	5	4	18	3-5	
GL 63,5x1,5-3,5	63,5	5	4,5	21	1,5-3,5	
GL 65x1,5-3,5	65	5	4,5	21	1,5-3,5	
GL 65x3-5	65	5	4,5	21	3-5	
GL 70x1-3,5	70	5	4,5	21	1-3,5	
+ GL 70x2-4,5	70	5	4	21	2-4,5	
GL 75x1-3,5	75	6	4,5	21	1-3,5	
GL 75x3-5	75	6	5	21	3-5	
GL 76,2x1,5-4	76,2	6	4,5	21	1,5-4	
GL 76,2x3,5-6	76,2	6	4,5	21	3,5-6	
+ GL 80x1,5-3	80	4	5	21	1,5-3	
GL 80x3-5,5	80	6	5	21	3-5,5	
GL 82,6x2-4,5	82,6	6	5	21	2-4,5	
GL 85x1,5-4	85	6	5	21	1,5-4	
GL 85x3,5-6	85	6	4,5	21	3,5-6	
GL 88,9x1,8-4	88,9	6	4,5	21	1,8-4	
GL 88,9x3,5-6	88,9	6	4,5	21	3,5-6	
GL 90x1,5-4	90	6	4,5	21	1,5-4	
+ GL 90x2,5-5	90	5	–	20	2,5-5	
GL 95x1,5-4	95	6	4,5	21	1,5-4	
GL 100x1,5-4	100	6	5	28	1,5-4	
GL 100x4-6,5	100	6	5	28	4-6,5	
GL 100x6,5-9	100	6	5	28	6,5-9	
GL 101,6x3,6-5	101,6	6	5	28	3,6-5	
+ GL 102x2-4	102	5	6	20	2-4	
GL 105x2-4,5	105	6	5	28	2-4,5	
GL 108x2,5-4,5	108	6	5	28	2,5-4,5	
GL 110x2-4,5	110	6	5	28	2-4,5	
GL 114,3x3,2-5,5	114,3	6	5	28	3,2-5,5	
GL 120x2-4	120	6	5	28	2-4	
GL 125x1-4	125	6	6	34	1-4	
GL 125x4-7,5	125	6	6	34	4-7,5	
GL 127x2-5	127	6	6	34	2-5	
GL 127x5-8,5	127	6	6	34	5-8,5	
GL 130x2-6	130	6	6	34	2-6	
GL 133x2-6	133	6	6	34	2-6	
GL 140x2-6,5	140	6	6	34	2-6,5	
GL 150x2-6	150	6	6	34	2-6	
GL 152,4x3,2-7,5	152,4	6	6	34	3,2-7,5	
GL 159x2-6,5	159	6	6	34	2-6,5	
GL 160x2,5-7	160	6	6	34	2,5-7	
GL 165,1x3,2-7,5	165,1	6	6	34	3,2-7,5	
GL 168,3x2-6,5	168,3	6	6	34	2-6,5	
GL 177,8x3,2-8	177,8	6	6	34	3,2-8	
GL 193,7x2,9-7	193,7	6	6	34	2,9-7	
+ GL 219,1 (220) x 3,2-6,5	219,1 (220)	6	6	34	3,2-6,5	
+ GL 260 x 4,5-8	260	6	6	34	4,5-8	NEW
+ GL 240 x 4,5-8	240	6	6	34	4,5-8	NEW

Gruppe / Group: GL

Bestellnummer *Order Number*	D *D* mm	H *H* mm	H1 *H1* mm	L *L* mm	t *t* mm
+ GL 273 x 2,9-6	273	6	6	39	2,9-6

Standardfarben
- schwarz RAL 9005
- signalweiß RAL 9003
- verkehrsgrau A RAL 7042

Material
- Polyethylen (PE)

Bestellhinweise
- „+“ = abweichende Standardfarben möglich
- Ihre gesuchte Größe / gesuchtes Design ist nicht dabei? - Fragen Sie unser Verkaufsteam!

Standard Colours
- *black RAL 9005*
- *signal white RAL 9003*
- *traffic grey A RAL 7042*

Material
- *Polyethylene (PE)*

Order informations
- *„+“ = differing standard colours possible*
- *Your searched size / design is not included? - Please ask our sales team!*

Gruppe / Group: GLZ

Rund Abdeckstopfen mit flachem Kopf für Zollrohre
Round covering plugs with flat head for inch tubes

Bestellnummer *Order Number*	D *D* mm	H *H* mm	L *L* mm	t *t* mm
GLZ 0,5	21,3	5	20	2,65
GLZ 0,75	26,9	5	20	2,65
GLZ 1	33,7	5	20	3,25
GLZ 1,25	42,4	6	25	3,25
GLZ 1,5	48,3	6	25	3,25
GLZ 2	60,3	6	25	3,65

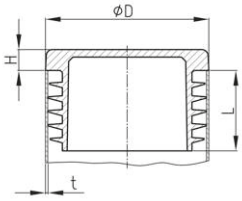

GLZ

GLZ

Standardfarben
- schwarz

Material
- Polyethylen (PE)

Standard Colours
- *black*

Material
- *Polyethylene (PE)*

Gruppe / Group: SRL

Lamellenstopfen mit stark gewölbtem Boden (nicht als Gleiter geeignet)
Lamella plugs with strongly curved bottom (not suitable as gliders)

SRL

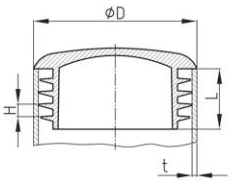

SRL

Bestellnummer *Order Number*	D *D* mm	H *H* mm	L *L* mm	t *t* mm
SRL 10x0,8-1,5	10	2,5	10	0,8-1,5
SRL 12x0,8-2	12	2,5	10	0,8-2
SRL 14x0,8-2	14	3	11,5	0,8-2

Bestellnummer *Order Number*	D *D* mm	H *H* mm	L *L* mm	t *t* mm
SRL 15x0,8-2	15	3	11,5	0,8-2
SRL 16x0,8-2	16	3	11,5	0,8-2
SRL 18x0,25-1,5	18	3	11,5	0,25-1,5

Fortsetzung nächste Seite / *Continue next page*

Gruppe / Group: SRL - siehe Vorseite / look at page before

Bestellnummer *Order Number*	D *D* mm	H *H* mm	L *L* mm	t *t* mm
SRL 18x0,8-2,5	18	3	11,5	0,8-2,5
SRL 19x0,8-2,5	19	3	11,5	0,8-2,5
SRL 20x0,8-2,5	20	3	11,5	0,8-2,5
SRL 21x0,8-2,5	21	3	11,5	0,8-2,5
SRL 22x0,8-3	22	3	11,5	0,8-3
SRL 22x2-4	22	3	11,5	2-4
SRL 23x0,8-3	23	3	11,5	0,8-3
SRL 25x1-2,5	25	3	11,5	1-2,5
SRL 25x3-5	25	3	11,5	3-5
SRL 26x0,8-3	26	3	11,5	0,8-3
SRL 27x0,8-3	27	3	11,5	0,8-3
SRL 28x0,8-2,5	28	3	11,5	0,8-2,5
SRL 30x0,8-2,5	30	3	11,5	0,8-2,5
SRL 30x2,5-4,5	30	3	11,5	2,5-4,5
SRL 32x0,8-3	32	3	11,5	0,8-3
SRL 32x2,5-5	32	3	11,5	2,5-5
SRL 34x0,8-3	34	3	11,5	0,8-3
SRL 34x3,5-4	34	3	11,5	3,5-4
SRL 35x1-3	35	3	11,5	1-3
SRL 35x3-5	35	3	11,5	3-5
SRL 36x1-3	36	3	11,5	1-3
SRL 37x1-3	37	3	11,5	1-3
SRL 38x1-3	38	3	11,5	1-3
SRL 38x3-5	38	3	11,5	3-5

Bestellnummer *Order Number*	D *D* mm	H *H* mm	L *L* mm	t *t* mm
SRL 40x1-3	40	3	11,5	1-3
SRL 40x3-5	40	3	11,5	3-5
SRL 42x0,8-2,5	42	3	11,5	0,8-2,5
SRL 42x2,5-5	42	3	11,5	2,5-5
SRL 45x0,8-3	45	3	11,5	0,8-3
SRL 45x3-5	45	3	11,5	3-5
SRL 48,4x1,2-3,6	48,4	3	11,5	1,2-3,6
SRL 48,4x2,5-5,2	48,4	3	11,5	2,5-5,2
SRL 50x1-2,5	50	3	11,5	1-2,5
SRL 50x2,5-4,5	50	3	11,5	2,5-4,5
SRL 50x4,5-6,5	50	3	11,5	4,5-6,5
SRL 55x1-3	55	3	14,5	1-3
SRL 55x3-5	55	3	14,5	3-5
SRL 57,2x1,2-2,7	57,2	3	14,5	1,2-2,7
SRL 60x1-3	60	4	18	1-3
SRL 60x3-5	60	3	18	3-5
SRL 65x1,5-3,5	65	4,5	21	1,5-3,5
SRL 65x3-5	65	4,5	21	3-5
SRL 70 x1-3,5	70	4,5	21	1-3,5
SRL 75x1-2,5	75	4,5	21	1-2,5
SRL 75x3-5	75	4,5	21	3-5
SRL 76,2x1,5-3,5	76,2	4,5	21	1,5-3,5
SRL 76,2x3,5-6	76,2	4,5	21	3,5-6
SRL 88,9x1,8-3,5	88,9	4,5	21	1,8-4

Standardfarben
- schwarz RAL 9005
- signalweiß RAL 9003
- verkehrsgrau A RAL 7042

Material
- Polyethylen (PE)

Standard Colours
- *black RAL 9005*
- *signal white RAL 9003*
- *traffic grey A RAL 7042*

Material
- *Polyethylene (PE)*

Gruppe / Group: SFL

Lamellenstopfen mit schwach gewölbtem Boden (nicht als Gleiter geeignet)
Lamella plugs with slightly curved bottom (not suitable as gliders)

SFL

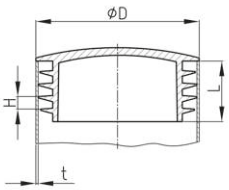

SFL

Bestellnummer *Order Number*	D *D* mm	H *H* mm	L *L* mm	t *t* mm
SFL 10x0,8-1,5	10	2	10	0,8-1,5
SFL 12x0,8-1,5	12	2	10	0,8-1,5
SFL 13x0,8-2	13	3	10,5	0,8-2
SFL 14x0,8-2	14	3	11,5	0,8-2
SFL 15x0,8-2	15	3	11,5	0,8-2
SFL 16x0,8-2	16	3	11,5	0,8-2
SFL 18x0,25-1,5	18	3	11,5	0,25-1,5
SFL 18x0,8-2	18	3	11,5	0,8-2
SFL 18x2,5-3,5	18	3	11,5	2,5-3,5

Bestellnummer *Order Number*	D *D* mm	H *H* mm	L *L* mm	t *t* mm
SFL 18x1-2 kurzer Schaft	18	2,5	7	1-2
SFL 19x0,8-2,5	19	3	11,5	0,8-2,5
SFL 20x0,8-2,5	20	3	11,5	0,8-2,5
SFL 20x1 kurzer Schaft	20	1,5	5	1
SFL 21x0,8-2,5	21	3	11,5	0,8-2,5
SFL 22x0,8-3	22	3	11,5	0,8-3
SFL 22x2-4	22	3	11,5	2-4
SFL 23x0,8-3	23	3	11,5	0,8-3
SFL 24x0,8-2,5	24	3	11,5	0,8-2,5

Gruppe / Group: SFL

Bestellnummer *Order Number*	D *D* mm	H *H* mm	L *L* mm	t *t* mm
SFL 25x1-2,5	25	3	11,5	1-2,5
SFL 25x3-5	25	3	11,5	3-5
SFL 26x0,8-3	26	3	11,5	0,8-3
SFL 27x0,8-3	27	3	11,5	0,8-3
SFL 28x0,8-2,5	28	3	11,5	0,8-2,5
SFL 30x0,8-2,5	30	3	11,5	0,8-2,5
SFL 30x2,5-4,5	30	3	11,5	2,5-4,5
SFL 32x0,8-2,5	32	3	11,5	0,8-2,5
SFL 32 2,5-4,5	32	3	11,5	2,5-4,5
SFL 34x0,8-3	34	3	11,5	0,8-3
SFL 35x1-3	35	3	11,5	1-3
SFL 38x 1-3	38	3	11,5	1-3
SFL 40x1-3	40	3	11,5	1-3

Bestellnummer *Order Number*	D *D* mm	H *H* mm	L *L* mm	t *t* mm
SFL 42x0,8-2,5	42	3	11,5	0,8-2,5
SFL 44,5x1,2-2,7	44,5	3	11,5	1,2-2,7
SFL 45x0,8-2,5	45	3	11,5	0,8-2,5
SFL 48,4x1,2-3	48,4	3	11,5	1,2-3
SFL 50x1-2,5	50	3	11,5	1-2,5
SFL 55x1-2,5	55	3	14,5	1-2,5
SFL 57,2x1,2-2,7	57,2	3	14,5	1,2-2,7
SFL 60x1-2	60	4	18	1-2
SFL 65x1,5-3,5	65	4,5	21	1,5-3,5
SFL 70x1-3	70	4,5	21	1-3
SFL 76,2x1,5-3,5	76,2	4,5	21	1,5-3,5
SFL 80x1-3	80	4,5	21	1-3
SFL 88,9x1,8-3,5	88,9	4,5	21	1,8-3,5

Standardfarben
- schwarz RAL 9005
- signalweiß RAL 9003
- verkehrsgrau A RAL 7042

Material
- Polyethylen (PE)

Standard Colours
- *black RAL 9005*
- *signal white RAL 9003*
- *traffic grey A RAL 7042*

Material
- *Polyethylene (PE)*

Gruppe / Group: ITSA

Lamellenstopfen mit Kugelkopf für Rundrohre
Lamella plugs with ball head for round tubes

ITSA

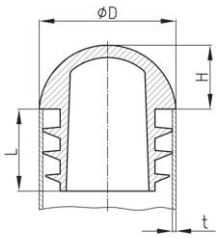

ITSA

Bestellnummer *Order Number*	D *D* mm	H *H* mm	L *L* mm	t *t* mm
ITSA 16x1-2	16	7,5	12	1-2
ITSA 18 x 1-2	18	8	12	1-2
ITSA 19,1x1,2-2	19,1	9,5	14	1,2-2
ITSA 20x1-2	20	9,5	15,5	1-2
ITSA 22x1-1,5	22	10,5	15,5	1-1,5
ITSA 22x1,5-2	22	10,5	15,5	1,5-2
ITSA 25x1-2	25	10,5	15,5	1-2
ITSA 27x 1-2	27	13,5	15,5	1-2
ITSA 28x 1-2	28	14	15,5	1-2
ITSA 28x 1,5-2,5	28	14	15,5	1,5-2,5
ITSA 30x1-2	30	13,5	17,5	1-2
ITSA 32x1-2	32	15,5	19,5	1-2
ITSA 34x1,2-2,5	34	17	19,5	1,2-2,5

Bestellnummer *Order Number*	D *D* mm	H *H* mm	L *L* mm	t *t* mm
ITSA 35x1-2	35	16,5	19,5	1-2
+ ITSA 40x1,5-2	40	20	12	1,5-2
ITSA 42x1,5-2,5	42	21	30	1,5-2,5
ITSA 44,5x1,2-2	44,5	22	30	1,2-2
ITSA 45x1,5-2,5	45	22	30	1,5-2,5
ITSA 48,4x1,5-2,5	48,4	24,2	30	1,5-2,5
ITSA 48,4x3-5	48,4	24,2	30	3-5
ITSA 50x1,5-2,5	50	25	30	1,5-2,5
ITSA 50,8x1,2-2,5	50,8	25,5	30	1,2-2,5
ITSA 57,2x1,5-2,5	57,2	29	35,5	1,5-2,5
ITSA 60x1,5-2,5	60	30	40	1,5-2,5
ITSA 76,2x2-3,5	76,2	38,5	40	2-3,5

Standardfarben
- schwarz RAL 9005
- signalweiß RAL 9003
- verkehrsgrau A RAL 7042

Standard Colours
- *black RAL 9005*
- *signal white RAL 9003*
- *traffic grey A RAL 7042*

Fortsetzung nächste Seite / *Continue next page*

Gruppe / Group: ITSA - siehe Vorseite / look at page before

Material
- Polyethylen (PE)

Bestellhinweise
- „+“ = abweichende Standardfarben möglich

Material
- *Polyethylene (PE)*

Order informations
- *„+“ = differing standard colours possible*

Gruppe / Group: DLZ

Runder Abdeckstopfen mit Kugelkopf
Round covering plugs with ball-head

DLZ

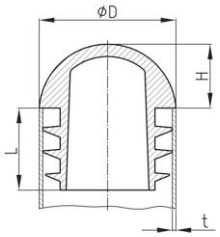

DLZ

Bestellnummer *Order Number*	D *D* mm	H *H* mm	L *L* mm	t *t* mm
DLZ 0,5	21,3	10,65	20	2,65
DLZ 0,75	26,9	13,45	20	2,65
DLZ 1	33,7	16,85	20	3,25
DLZ 1,25	42,4	21,2	25	3,25
DLZ 1,5	48,3	24,15	25	3,25
DLZ 2	60,3	30,15	25	3,65

Standardfarben
- schwarz

Material
- Polyethylen (PE)

Standard Colours
- *black*

Material
- *Polyethylene (PE)*

Gruppe / Group: OVL

Lamellenstopfen für Flachovalrohre ("+" = abweichende Standardfarben möglich)
Lamella plugs for flat oval tubes ("+" = differing standard colours possible)

OVL

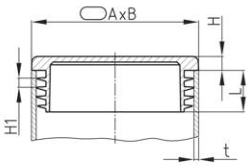

OVL

Bestellnummer *Order Number*	A *A* mm	B *B* mm	H *H* mm	H1 *H1* mm	L *L* mm	t *t* mm
OVL 20x10x0,75-2	20	10	3	3	11,5	0,75-2
+ OVL 20x10x2	20	10	5,5	2,5	10	2
OVL 25x10x0,8-2	25	10	3	3	11,5	0,8-2
OVL 30x10x0,8-2	30	10	3	3	11,5	0,8-2
OVL 30x15x1-2,5	30	15	5	3	11,5	1-2,5
OVL 35x15x0,8-2,5	35	15	5,5	3,5	11,5	0,8-2,5
OVL 35x20x1-3	35	20	5	3	11,5	1-3
OVL 38,1x19,1x0,8-2	38,1	19,1	5	3	11,5	0,8-2
OVL 38x20x1-3	38	20	5	3	11,5	1-3
OVL 40x20x1-3	40	20	5	3	11,5	0,8-3
OVL 40x25x1-3	40	25	5	3	11,5	1-3
OVL 45x18x1,5-3	45	18	5	3	11,5	1,5-3
OVL 45x20x1,5-3	45	20	5	3	11,5	1,5-3

Bestellnummer *Order Number*	A *A* mm	B *B* mm	H *H* mm	H1 *H1* mm	L *L* mm	t *t* mm
OVL 48x20x1-2,5	48	20	5	3	11,5	1-2,5
OVL 50x15x1-2,5 *	50	15	5	3	11,5	1-2,5
OVL 50x20x1-3	50	20	5	3	11,5	1-3
OVL 50x25x1-3	50	25	3	3	11,5	1-3
OVL 50x25x1-3 / 15	50	25	5	3	15	1-3
OVL 50x30x1-3	50	30	5	3	11,5	1-3
OVL 60x20x0,8-2,5	60	20	5	3	11,5	0,8-2,5
+ OVL 60x20x1-2	60	20	5	4	14	1-2
OVL 60x25x1,5-3	60	25	5	3	14,5	1,5-3
+ OVL 60x30x1-2	60	30	5	4,5	13	1-2
OVL 70x40x1-3	70	40	5	3	14,5	1-3
OVL 80x25x1,2-2,5	80	25	5	3	14,5	1,2-2,5
OVL 80x40x1,2-3	80	40	5	3	14,5	1,2-3

Gruppe / Group: OVL

Standardfarben
- schwarz RAL 9005
- signalweiß RAL 9003
- verkehrsgrau A RAL 7042

Material
- Polyethylen (PE)

Bestellhinweise
- * = der Artikel weist aufgrund des Materialverhaltens und der Geometrie einen Längsverzug auf - gut geeignet für Gleiter und Fußstopfen. Alternative für den Einsatz als Abdeckstopfen siehe Gruppe "VSFL".
- „+“ = abweichende Standardfarben möglich
- Ihre gesuchte Größe / gesuchtes Design ist nicht dabei? - Fragen Sie unser Verkaufsteam!

Standard Colours
- *black RAL 9005*
- *signal white RAL 9003*
- *traffic grey A RAL 7042*

Material
- *Polyethylene (PE)*

Order informations
- * = *the article has a longitudinal distortion due to the material behaviour and geometry - well suited for gliders and base plugs. Alternative for use as cover plugs see group "VSFL".*
- *„+“ = differing standard colours possible*
- *Your searched size / design is not included? - Please ask our sales team!*

Gruppe / Group: OVL/GD

Lamellenstopfen für Flachovalrohre mit gewölbten Deckel
Lamella plugs for flat oval tubes with convex lid

OVL/GD

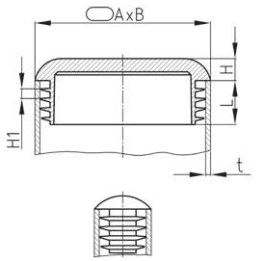

OVL/GD

Bestellnummer *Order Number*	A *A* mm	B *B* mm	H *H* mm	H1 *H1* mm	L *L* mm	t *t* mm
OVL 20x10x0,75-2 GD	20	10	3	3	11,5	0,75-2
OVL 25x10x0,8-2 GD	25	10	3	3	11,5	0,8-2
OVL 30x10x0,8-2 GD	30	10	3	3	11,5	0,8-2
OVL 30x15x1,5-2 GD	30	15	4	3	16	1,5-2
OVL 35x15x0,8-2,5 GD	35	15	4	3	11,5	0,8-2,5
OVL 35x20x1-3 GD	35	20	5	3	11,5	1-3
OVL 38x20x1,5 GD / 20	38	20	5	3	20	1,5
OVL 38x20x1-3 GD	38	20	5	3	11,5	1-3
OVL 40x20x0,8-2,5 GD	40	20	5	3	11,5	0,8-2,5

Bestellnummer *Order Number*	A *A* mm	B *B* mm	H *H* mm	H1 *H1* mm	L *L* mm	t *t* mm
OVL 48x20x1-2,5 GD	48	20	5	3	11,5	1-2,5
OVL 50x20x1-3 GD	50	20	5	3	11,5	1-3
OVL 50x25x1-3 GD	50	25	3	3	11,5	1-3
OVL 50x30x1-3 GD	50	30	5	3	11,5	1-3
OVL 60x20x0,8-2,5 GD	60	20	5	3	11,5	0,8-2,5
OVL 60x30x1,5-2 GD	60	30	8	3,5	13,5	1,5-2
OVL 70x40x1-3 GD	70	40	5	3	14,5	1-3
OVL 80x25x1,2-2,5 GD	80	25	5	3	14,5	1,2-2,5

Standardfarben
- schwarz RAL 9005

Material
- Polyethylen (PE)

Bestellhinweise
- GD = gewölbte Deckfläche (analog Serie SRL)
- Ihre gesuchte Größe / gesuchtes Design ist nicht dabei? - Fragen Sie unser Verkaufsteam!

Standard Colours
- *black RAL 9005*

Material
- *Polyethylene (PE)*

Order informations
- *GD = cambered top (like series SRL)*
- *Your searched size / design is not included? - Please ask our sales team!*

Gruppe / Group: OVLN

Lamellenstopfen mit Nase für Flachovalrohre
Lamella plugs for flat oval tubes with stopper

OVLN

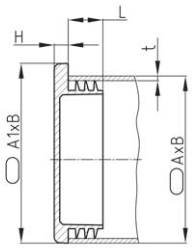

OVLN

Bestellnummer *Order Number*	A *A* mm	A1 *A1* mm	B *B* mm	H *H* mm	L *L* mm	t *t* mm
OVLN 35x15	30	35	15	3,2	11,8	1,5-2

Standardfarben
- schwarz

Standard Colours
- *black*

Material
- Polyethylen (PE)

Material
- *Polyethylene (PE)*

Gruppe / Group: OVN

Stopfen mit Nase für Flachovalrohre
Plugs with nose for oval flat tubes

OVN

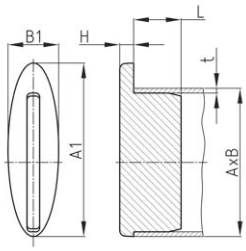

OVN

Bestellnummer *Order Number*	A *A* mm	A1 *A1* mm	B *B* mm	B1 *B1* mm	H *H* mm	L *L* mm
OVN 42x21	31	42	5,5	21	4,2	36,5

Standardfarben
- schwarz

Standard Colours
- *black*

Material
- Polyethylen (PE)

Material
- *Polyethylene (PE)*

Gruppe / Group: VL/Q

Lamellenstopfen für Quadratrohre ("+" = abweichende Standardfarben möglich)
Lamella plugs for square tubes ("+" = differing standard colours possible)

VL/Q

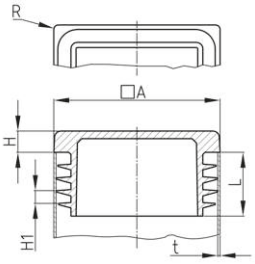

VL/Q

Bestellnummer *Order Number*	A *A* mm	H *H* mm	H1 *H1* mm	L *L* mm	R *R* mm	t *t* mm
VL 13x13x0,5-2	13	4	3	11,5	–	0,5-2
VL 15x15x0,8-2	15	3	3	11,5	–	0,8-2
VL 16x16x0,8-2	16	5	3	11,5	–	0,8-2
VL 18x18x1,5-3	18	5	3	11,5	–	1,5-3
VL 19,1x19,1x1,2-2,9	19,1	5	3	11,5	–	1,2-2,9
VL 20x20x0,8-3	20	5	3	11,5	–	0,8-3
VL 22x22x0,8-3(3,5)	22	5	3	11,5	–	1-3,5
VL 25x25x1-3	25	5	3	11,5	–	1-3
VL 25,4x25,4x1,2-3,2	25,4	5	3	11,5	–	1,2-3,2
VL 28x28x1-3	28	5	3	11,5	–	1-3
VL 30x30x1-2,5	30	5	3	11,5	–	1-2,5
VL 30x30x2,5-5	30	5	3	11,5	–	2,5-5
VL 32x32x1-3,5	32	5	3	11,5	–	1-3,5
VL 34x34x1-3	34	5	3	14,5	–	1-3
VL 35x35x 0,8-3	35	5	3	14,5	–	0,8-3
VL 35x35x3-5	35	5	3	14,5	–	3-5
VL 38x38x1-3,5	38	5	3	14,5	–	1-3,5
VL 40x40x1-3	40	5	3	14,5	2	1-3
VL 40x40x3-5	40	5	3	14,5	2	3-5
VL 45x45x1-3	45	5	3	14,5	2	1-3
VL 45x45x3-5	45	5	3	14,5	2	3-5
VL 48x48x2,5-4,5	48	5	3	14,5	2	2,5-4,5
VL 50x50x0,8-3	50	5	3	14,5	2,5	0,8-3
+ VL 50x50x2,6-4	50	6,5	6,5	24,5	2,5	2,6-4
VL 50x50x3-5	50	5	3	14,5	2,5	3-5
VL 50,8x50,8x1,2-3,2	50,8	5	3	14,5	2,5	1,2-3,2
VL 52x52x1,5-3,5	52	5	3	14,5	2,5	1,5-3,5
VL 55x55x2-4	55	5	3	14,5	2,5	2-4
VL 60x60x1,5-4	60	5	4,5	21	6	1,5-4
+ VL 60x60x2,6-4	60	6,5	6	17,5	5	2,6-4

Bestellnummer *Order Number*	A *A* mm	H *H* mm	H1 *H1* mm	L *L* mm	R *R* mm	t *t* mm	
VL 60x60x4-6	60	5	3	21	6	4-6	
VL 65x65x2-4,5	65	5	3	21	6	2-4,5	
VL 65x65x4-6,5 R12	65	5	4,5	21	12	4-6,5	
+ VL 70x70x2-4	70	5	4	18,7	4	2-4	
VL 70x70x2-4,5	70	5	5	18,7	6	2-4,5	
+ VL 70x70x3,6-5	70	8	6	20	6	3,6-5	
VL 75x75x2-4,5	75	6	4,5	21	6	2-4,5	
VL 75x75x4-6,5 R12	75	6	4,5	21	12	4-6,5	
VL 76,2x76,2x2,5-5	76,2	6	4,5	21	6	2,5-5	
VL 80x80x2-4,5	80	6	4,5	21	6	2-4,5	
VL 80x80x4-7	80	6	4,5	21	6	4-7	
+ VL 80x80x2,9-5	80	8	4	24	5	2,9-5	
VL 88,9x88,9x2-4	88,9	6	5	21	6	2-4	
VL 90x90x3-5	90	6	4,5	21	6	3-5	
VL 90x90x4,5-7x R12	90	6	4,5	21	12	4,5-7	
VL 95x95x3,5-5,5	95	6	4	21	6	3,5-5,5	
+ VL 100x100x1-4	100	7	7	24	7,5	1-4	
+ VL 100x100x5-8	100	7	8,5	24	7,5	5-8	
VL 101,6x101,6x2,5-5,5	101,6	6	5	24	6	2,5-5	
VL 110x110x3-5	110	6	4,5	24,5	6	3-5	
VL 114,3x114,3x2,5-5,5	114,3	6	5	24	6	2,5-5,5	
+ VL 120x120x2,5-5	120	5	–	25	7,5	2,5-5	
VL 125x125x3-6	125	6	4,5	24,5	6	3-6	
VL 140x140x4-7	140	6	6	35	12	4-7	
+ VL 150x150x5-8	150	7	8	27	12	5-8	
+ VL 150x150x10-12,5	150	7	8	27	12	10-12,5	
+ VL 160 x 160 x 3-6	160	6	6	35	12	3-6	NEW
+ VL 180 x 180 x 3-6	180	6	6	35	12	3-6	NEW
+ VL 200 x 200 x 3-7	200	6	6	35	12	3-7	

Standardfarben
- schwarz RAL 9005
- signalweiß RAL 9003
- verkehrsgrau A RAL 7042

Material
- Polyethylen (PE)

Bestellhinweise
- „+“ = abweichende Standardfarben möglich
- Ihre gesuchte Größe / gesuchtes Design ist nicht dabei? - Fragen Sie unser Verkaufsteam!

Standard Colours
- *black RAL 9005*
- *signal white RAL 9003*
- *traffic grey A RAL 7042*

Material
- *Polyethylene (PE)*

Order informations
- *„+“ = differing standard colours possible*
- *Your searched size / design is not included? - Please ask our sales team!*

Gruppe / Group: VL/R

Lamellenstopfen für Rechteckrohre ("+" = abweichende Standardfarben möglich)
Lamella plugs for rectangular tubes ("+" = differing standard colours possible)

VL/R

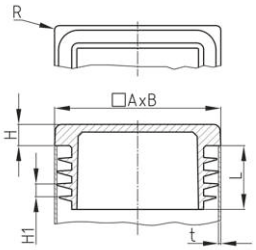

VL/R

Bestellnummer *Order Number*	A *A* mm	B *B* mm	H *H* mm	H1 *H1* mm	L *L* mm	R *R* mm	t *t* mm
VL 20x10x0,8-2	20	10	3	3	11,5	-	0,8-2
VL 20x15x1-2	20	15	5	3	11,5	-	1-2
VL 20x16x0,8-2,5	20	16	5	3	11,5	-	0,8-2,5
VL 25x10x0,8-2	25	10	3	3	11,5	-	0,8-2
VL 25x15x0,8-2,5	25	15	5	3	11,5	-	0,8-2,5
VL 25x20x1-3	25	20	5	3	11,5	-	1-3
VL 30x10x0,8-2	30	10	3	3	11,5	-	0,8-2
VL 30x15x0,8-2,5	30	15	5	3	11,5	-	0,8-2,5
VL 30x20x1-3	30	20	5	3	11,5	-	1-3
VL 30x25x0,8-3	30	25	5	3	11,5	-	0,8-3
+ VL 30x25x1,5	30	25	5	3,5	13,5	-	1,5
VL 35x10x0,8-2	35	10	3,5	3	11,5	-	0,8-2
VL 35x15x1-3	35	15	5	3	11,5	-	1-3
VL 35x20x0,8-3	35	20	5	3	11,5	-	0,8-3
VL 35x25x0,8-3	35	25	5	3	11,5	-	0,8-3
VL 38,1x19,1x0,8-2	38,1	19,1	5	3	11,5	-	0,8-2
VL 38,1x25,4x0,8-3	38,1	25,4	5	3	11,5	-	0,8-3
+ VL 40x10x1,5-2	40	10	5	3	11	-	1,5-2
+ VL 40x15x1-2	40	15	5	3	11,7	-	1-2
VL 40x20x0,8-3	40	20	5	3	11,5	1,5	0,8-3
+ VL 40x20x3	40	20	5	3,5	13	2	3
VL 40x25x1-3,5	40	25	5	3	11,5	1,5	1-3,5
VL 40x25x3-5	40	25	5	3	11,5	1,5	3-5
VL 40x30x1-3	40	30	5	3	11,5	2	1-3
VL 40x30x3-5	40	30	5	3	11,5	2	3-5
VL 40x35x1-3	40	35	5	3	11,5	2	1-3
+ VL 45x15x1-2	45	15	5	3	11	2	1-2
VL 45x20x1-3	45	20	5	3	11,5	3	1-3
VL 45x25x0,8-3	45	25	5	3	11,5	2	0,8-3
VL 45x25x3-5	45	25	5	3	11,5	2	3-5
VL 45x30x0,8-3	45	30	5	3	11,5	1,5	0,8-3
VL 45x30x3-5	45	30	5	3	11,5	1,5	3-5
VL 45x35x1-3,5	45	35	5	3	11,5	2	1-3,5
VL 50x10x0,8-2	50	10	3,5	3	11,5	2,5	0,8-2
VL 50x20x0,8-3	50	20	5	3	14,5	1,5	0,8-3
VL 50x25x0,8-3	50	25	5	3	14,5	2	0,8-3
VL 50x25x3-4,5	50	25	5	3	14,5	2	3-4,5
VL 50x30x1-3	50	30	5	3	14,5	2	1-3
+ VL 50x30x3	50	30	5	4	14	3	3
VL 50x30x3-5	50	30	5	3	14,5	2	3-5
VL 50x34x1-3,5	50	34	5	3	14,5	2	1-3,5
VL 50x35x1-3,5	50	35	5	3	14,5	2	1-3,5
VL 50x40x0,8-3	50	40	5	3	14,5	2,5	0,8-3
+ VL 50x40x1,5-3	50	40	5	3,5	15	2,5	1,5-3
+ VL 50x40x3-4	50	40	5	3,5	12,6	5	3-4
VL 50,8x25,4x1-3	50,8	25,4	5	3	14,5	2	1-3
VL 50,8x38,1x1-3	50,8	38,1	5	3	14,5	2	1-3
VL 55x34x1,5-4	55	34	5	3	14,5	2	1,5-4
VL 55x40x1,5-4	55	40	5	3	14,5	2	1,5-4
VL 60x15x1-2	60	15	5	3	14,5	2,5	1-2

Gruppe / Group: VL/R

Bestellnummer *Order Number*	A *A* mm	B *B* mm	H *H* mm	H1 *H1* mm	L *L* mm	R *R* mm	t *t* mm
VL 60x20x1-3	60	20	5	3	14,5	2,5	1-3
VL 60x25x0,8-3	60	25	5	3	14,5	2	0,8-3
VL 60x30x1-3	60	30	5	3	14,5	2	1-3
VL 60x30x3-5	60	30	5	3	14,5	2	3-5
VL 60x33x1,5-3,5	60	33	5	3	14,5	2,5	1,5-3,5
VL 60x35x1,5-3,5	60	35	5	3	14,5	2,5	1,5-3,5
VL 60x40x1-3	60	40	5	3	14,5	2,5	1-3
VL 60x40x3-5	60	40	5	3	14,5	2,5	3-5
+ VL 60x40x4-5	60	40	5	4	14	3	4-5
VL 60x45x1,5-4	60	45	5	3	14,5	2,5	1,5-4
VL 60x50x1,5-3,5	60	50	5	3	14,5	2,5	1,5-3,5
VL 63,5x25,4x1-3	63,5	25,4	5	3	14,5	2,5	1-3
VL 65x35x1-3 (65,1x34,9)	65	35	5	3	14,5	2,5	1-3
+ VL 70x20x1-2	70	20	5	5	18,8	3	1-2
+ VL 70x25x1-2	70	25	5	4	17	3	1-2
+ VL 70x30x1-2	70	30	5,7	5	17,7	2,5	1-2
VL 70x30x1-3	70	30	5	3	14,5	2,5	1-3
VL 70x35x1,5-3,5	70	35	5	3	14,5	2,5	1,5-3,5
VL 70x40x1-3	70	40	5	3	14,5	2,5	1-3
+ VL 70x40x1-2	70	40	5	4,5	17,1	2,5	1-2
+ VL 70x40x4	70	40	5,5	4,5	17,5	4	4
VL 70x50x2-4	70	50	5	3	14,5	2,5	2-4
VL 75x25x1-2,5	75	25	5	3	14,5	2,5	1-2,5
VL 75x50x0,8-2,5	75	50	5	3	14,5	4,5	0,8-2,5
VL 75x50x2,5-4,5	75	50	5	3	14,5	4,5	2,5-4,5
VL 76,2x25,4x1,5-3,5	76,2	25,4	5	3	14,5	2,5	1,5-3,5
VL 76,2x38,1x1,2-3,5	76,2	38,1	5	3	14,5	2,5	1,2-3,5
VL 76,2x50,8x1,5-3	76,2	50,8	5	3	14,5	4,5	1,5-3
VL 76,2x50,8x3-5	76,2	50,8	5	3	14,5	4,5	3-5
+ VL 80x20x1-2	80	20	6	5	17,6	2,5	1-2
VL 80x25x1-3 *	80	25	5	3	14,5	2,5	1-3
VL 80x30x1-2,5 *	80	30	5	3	14,5	2,5	1-2,5
VL 80x30x2,5-4,5 *	80	30	5	3	14,5	2,5	2,5-4,5
VL 80x40x1-3	80	40	5	3	14,5	2,5	1-3
VL 80x40x3-5	80	40	5	3	14,5	2,5	3-5
+ VL 80x40x3,2-4	80	40	6,5	5	19,5	4	3,2-4
VL 80x45x1,5-3,5	80	45	5	3	14,5	2,5	1,5-3,5
VL 80x50x1,5-3,5	80	50	5	4,5	21,5	4	1,5-3,5
+ VL 80x50x2-4	80	50	5	4,5	24,5	4	2-4
VL 80x60x1,5-4,5	80	60	5	3	24	6	1,5-4,5
VL 80x60x4-6	80	60	5	3	24	6	4-6
+ VL 80x60x5	80	60	5	4,5	18,5	7,5	5
VL 90x40x2-4 *	90	40	5	3	14,5	2,5	2-4
+ VL 90x45x2-4	90	45	5	3	14,5	2,5	2-4
VL 90x50x2-4,5	90	50	5	4,5	21,5	6	2-4,5
VL 90x70x3-5,5	90	70	6	4,5	21,5	6	3-5,5
VL 100x20x1,5-3 *	100	20	5	3	14,5	2	1,5-3
VL 100x25x1,5-3 *	100	25	5	3	14,5	2,5	1,5-3
VL 100x30x1,5-3,5 *	100	30	5	3	14,5	2	1,5-3,5
VL 100x40x1,5-3,5 *	100	40	5	3	14,5	2	1,5-3,5
+ VL 100x50x2-3	100	50	5	5	24	4	2-3
VL 100x50x1,5-4,5	100	50	5	4,5	24	6	1,5-4,5
+ VL 100x50x3,2-5	100	50	6	8	25	5	3,2-5
VL 100x60x2,5-4,5	100	60	6	4	24,5	6	2,5-4,5
VL 100x80x3-5,5	100	80	6	4,5	24	6	3-5,5
+ VL 100x80x4-6	100	80	6,5	7	18,5	4	4-6
VL 110x30x2-4 *	110	30	5	3	14,5	2	2-4
VL 110x60x3,5-5,5	110	60	6	4,5	24	6	3,5-5,5
VL 110x70x3-5	110	70	6	4,5	24	6	3-5
VL 120x30x1-2,5 *	120	30	5	3	14,5	2,5	1-2,5
+ VL 120x40x1,5-2	120	40	5	4	16	3	1,5-2
VL 120x40x3-5 *	120	40	6	4,5	21,5	7,5	3-5
VL 120x50x3-5,5	120	50	6	4,5	21,5	7,5	3-5,5

Fortsetzung nächste Seite / *Continue next page*

Gruppe / Group: VL/R - siehe Vorseite / look at page before

Bestellnummer *Order Number*	A *A* mm	B *B* mm	H *H* mm	H1 *H1* mm	L *L* mm	R *R* mm	t *t* mm
VL 120x60x1,5-4	120	60	5	5	24,5	7,5	1,5-4
+ VL 120x60x4	120	60	5	5	18	10	4
+ VL 120x60x5	120	60	5	5	18	9	5
VL 120x80x2-5,5	120	80	6	5	24,5	8	2-5,5
+ VL 120x80x5-8	120	80	7	8	25	8	5-8
VL 120x100x3,5-6	120	100	6	4,5	24	6	3,5-6
VL 125x75x2-5	125	75	6	4,5	24,5	6	2-5
VL 140x40x2-4,5 *	140	40	6	5	21,5	4	2-4,5
VL 140x50x2-5	140	50	6	4,5	21,5	3	2-5
VL 140x60x2-4,5	140	60	6	4,5	24,5	8	2-4,5
VL 140x70x2,5-5,5	140	70	6	5	24,5	12	2,5-5,5
VL 140x70x4-6,5	140	70	6	5	24,5	12	4-6,5
VL 140x80x2-4,5	140	80	5	4,5	24,5	12	2-4,5
VL 140x100x3-6	140	100	6	5	24,5	8	3-6
VL 150x30x1,5-3 *	150	30	6	5	21,5	3	1,5-3
VL 150x40x2-4,5 *	150	40	6	5	21,5	6	2-4,5
+ VL 150x50x2-4	150	50	6	8	28	6	2-4
VL 150x50x4-7	150	50	6	4,5	21,5	4	4-7
VL 150x60x2,5-5	150	60	6	5	21,5	8	2,5-5
VL 150x75x2,5-5,5	150	75	6	5	21,5	8	2,5-5,5
VL 150x75x5,5-8,5	150	75	6	5	21,5	8	5,5-8,5
VL 150x100x1,5-4,5	150	100	6	5	24,5	8	1,5-4,5
VL 150x100x3-5,5	150	100	7	7	27,5	8	3-5,5
VL 152,4x50,8x3-6	152,4	50,8	6	5	21,5	4	3-6
VL 160x50x2,5-5,5	160	50	6	5	21,5	8	2,5-5,5
VL 160x60x2,5-5	160	60	6	5	21,5	8	2,5-5
VL 160x80x3-5,5	160	80	6	5	24,5	12	3-5,5
+ VL 200x 100x 3-6	200	100	5	5	30,5	10	3-6
+ VL 200x120x6,3-9	200	120	6	5,5	30,5	12	6,3-9

Standardfarben
- schwarz RAL 9005
- signalweiß RAL 9003
- verkehrsgrau A RAL 7042

Material
- Polyethylen (PE)

Bestellhinweise
- * = der Artikel weist aufgrund des Materialverhaltens und der Geometrie einen Längsverzug auf - gut geeignet für Gleiter und Fußstopfen. Alternative für den Einsatz als Abdeckstopfen siehe Gruppe "VSFL".
- „+“ = abweichende Standardfarben möglich
- Ihre gesuchte Größe / gesuchtes Design ist nicht dabei? - Fragen Sie unser Verkaufsteam!

Standard Colours
- *black RAL 9005*
- *signal white RAL 9003*
- *traffic grey A RAL 7042*

Material
- *Polyethylene (PE)*

Order informations
- ** = the article has a longitudinal distortion due to the material behaviour and geometry - well suited for gliders and base plugs. Alternative for use as cover plugs see group "VSFL".*
- *„+“ = differing standard colours possible*
- *Your searched size / design is not included? - Please ask our sales team!*

Gruppe / Group: VSFL/RE

Lamellenstopfen für Rechteckrohre mit dünner Deckplatte (ca. 2 mm)
Lamella plugs with cover plate 2 mm for rectangular tubes

VSFL/RE

Bestellnummer *Order Number*	A *A* mm	B *B* mm	H *H* mm	H1 *H1* mm	L *L* mm	t *t* mm
VSFL 20x15x1-2	20	15	2	3	11,5	1-2
VSFL 25x15x0,8-2,5	25	15	2	3	11,5	0,8-2,5
VSFL 25x20x1-2,5	25	20	2	3	11,5	1-2,5
VSFL 30x15x0,8-2,5	30	15	2	3	11,5	0,8-2,5
VSFL 30x20x0,8-3	30	20	2	3	11,5	0,8-3
VSFL 30x25x0,8-3	30	25	2	3	11,5	0,8-3
VSFL 35x20x0,8-2,5	35	20	2	3	11,5	0,8-2,5
VSFL 35x25x0,8-2,5	35	25	2	3	11,5	0,8-2,5
VSFL 40x20x0,8-2,5	40	20	2	3	11,5	0,8-2,5

Gruppe / Group: VSFL/RE

Bestellnummer *Order Number*	A *A* mm	B *B* mm	H *H* mm	H1 *H1* mm	L *L* mm	t *t* mm
VSFL 40x25x1-3	40	25	2	3	11,5	1-3
VSFL 40x30x1-2,5	40	30	2	3	11,5	1-2,5
VSFL 45x25x0,8-2,5	45	25	2	3	11,5	0,8-2,5
VSFL 45x30x0,8-2,5	45	30	2	3	11,5	0,8-2,5
VSFL 50x20x0,8-2,5	50	20	2	3	14,5	0,8-2,5
VSFL 50x25x0,8-2,5	50	25	2	3	14,5	0,8-2,5
VSFL 50x30x1-2,5	50	30	2	3	14,5	1-2,5
VSFL 50x40x0,8-2,5	50	40	2	3	14,5	0,8-2,5
VSFL 60x20x1-2,5	60	20	2	3	14,5	1-2,5
VSFL 60x25x0,8-2,5	60	25	2	3	14,5	0,8-2,5
VSFL 60x30x1-2,5	60	30	2	3	14,5	1-,25
VSFL 60x40x1-2,5	60	40	2	3	14,5	1-2,5
VSFL 100x20x1,5-2,5	100	20	2	3	14,5	1,5-2,5
VSFL 100x25x1,5-2,5	100	25	2	3	14,5	1,5-2,5
VSFL 100x30x1,5-3	100	30	2	3	14,5	1,5-3
VSFL 110x30x2-3,5	110	30	2	3	14,5	2-3,5
VSFL 120x20x1,5-2,5	120	20	2	3	14,5	1,5-2,5
VSFL 120x25x1,5-3	120	25	2	3	14,5	1,5-3
VSFL 120x30x1-2	120	30	2	3	14,5	1-2
VSFL 200x40x2-3,5	200	40	2	4	19	2-3,5

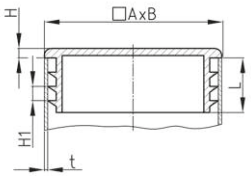

VSFL/RE

Standardfarben
- schwarz RAL 9005

Material
- Polyethylen (PE)

Standard Colours
- *black RAL 9005*

Material
- *Polyethylene (PE)*

Gruppe / Group: VSFL

Lamellenstopfen für Quadratrohre mit dünner Deckplatte (ca. 2 mm)
Lamella plugs with cover plate 2 mm for square tubes

Bestellnummer *Order Number*	A *A* mm	H *H* mm	H1 *H1* mm	L *L* mm	t *t* mm
VSFL 20x20x0,8-3	20	2	3	11,5	0,8-3
VSFL 25x25x0,8-2,5	25	2	3	11,5	0,8-2,5
VSFL 30x30x1-2,5	30	2	3	11,5	1-2,5
VSFL 35x35x0,8-2,5	35	2	3	14,5	0,8-2,5
VSFL 40x40x1-2,5	40	2	3	14,5	1-2,5
VSFL 45x45x1-2,5	45	2	3	14,5	1-2,5
VSFL 50x50x1-2,5	50	2	3	14,5	1-2,5
VSFL 140x140x4-6	140	3	6	35	4-6

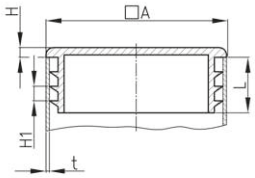

VSFL

VSFL

Standardfarben
- schwarz RAL 9005

Material
- Polyethylen (PE)

Standard Colours
- *black RAL 9005*

Material
- *Polyethylene (PE)*

Gruppe / Group: ITSAC

Lamellenstopfen mit Kugelkopf und chrom-/nickelfarbener Metallabdeckung für Rundrohre
Lamella plugs with ball head and chrome-/nickel-coloured metal cover for round tubes

ITSAC

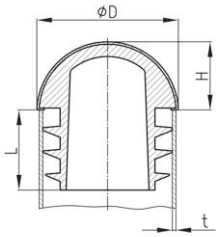

ITSAC

Bestellnummer *Order Number*	D *D* mm	H *H* mm	L *L* mm	t *t* mm
ITSAC 25x1 - 2	25	12	15	1-2

Standardfarben
- chrom-/ nickelfarben

Material
- Polyethylen (PE)

Standard Colours
- *chrome-/ nickel coloured*

Material
- *Polyethylene (PE)*

Gruppe / Group: CTM

Sichtstopfen mit chrom-/nickelfarbener Metallabdeckung für Rundrohre
Sight plugs with chrome-/nickel-coloured metal cover for round tubes

CTM

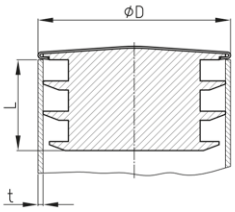

CTM

Bestellnummer *Order Number*	D *D* mm	L *L* mm	t *t* mm
CTM 13	13	8	1-1,5
CTM 14	14	10	1-1,5
CTM 16	16	10	1-1,5
CTM 18	18	10	1,5-2
CTM 19 *	19	10	1,5-2
CTM 20 **	20	10	1-1,5

Bestellnummer *Order Number*	D *D* mm	L *L* mm	t *t* mm
CTM 22 **	22	11	1-1,5
CTM 25x1(1,5)	25	15	1(1,5)
CTM 25x1,5	25	15	1,5(2)
CTM 25x2	25	15	2
CTM 28 *	28	15	1,5-2
CTM 30 **	30	16	1-1,5

Bestellnummer *Order Number*	D *D* mm	L *L* mm	t *t* mm
CTM 32 **	32	16	1-1,5
CTM 35 **	35	16	1-1,5
CTM 38	38	16	1,5-2
CTM 40 *	40	16	1,5-2
CTM 45	45	16	1-1,5

Standardfarben
- chrom-/ nickelfarben

Material
- Polyethylen (PE)

Standard Colours
- *chrome-/ nickel coloured*

Material
- *Polyethylene (PE)*

Gruppe / Group: CRM

Sichtstopfen mit chrom-/nickelfarbener Metallabdeckung für Rundrohre
Sight plugs with chrome-/nickel-coloured metal cover for round tubes

CRM

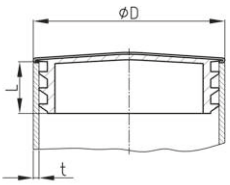

CRM

Gruppe / Group: CRM

Bestellnummer *Order Number*	D *D* mm	L *L* mm	t *t* mm
CRM 50x1	50	12	1
CRM 50x1,2	50	12	1,2
CRM 50x1,5	50	12	1,5

Bestellnummer *Order Number*	D *D* mm	L *L* mm	t *t* mm
CRM 50x2	50	12	2
CRM 60x1	60	16	1
CRM 60x1,2	60	16	1,2

Bestellnummer *Order Number*	D *D* mm	L *L* mm	t *t* mm
CRM 60x1,5	60	16	1,5
CRM 60x2	60	16	2
CRM 80x1,2	80	12	1,2

Bestellnummer *Order Number*	D *D* mm	L *L* mm	t *t* mm
CRM 80x1,5	80	12	1,5

Standardfarben
- chrom-/ nickelfarben

Material
- Polyethylen (PE)

Standard Colours
- *chrome-/ nickel coloured*

Material
- *Polyethylene (PE)*

Gruppe / Group: CGR

Glanzverchromte Sichtstopfen für Rundrohre
Bright chrome plated sight plugs for round tubes

CGR

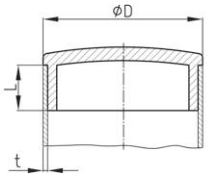

CGR

Bestellnummer *Order Number*	D *D* mm	L *L* mm	t *t* mm
CGR 8x1	8	4,5	1
CGR 10x1	10	5	1
CGR 12x1	12	5	1
CGR 13x1	13	6	1
CGR 14x1	14	8	1
CGR 16x1	16	8	1
CGR 16x1,2	16	8	1,2
CGR 16x1,5	16	8	1,5
CGR 18x1	18	8	1
CGR 18x1,2	18	8	1,2
CGR 18x1,5	18	8	1,5
CGR 19x1,2	19	9	1,2
CGR 19x1,5	19	9	1,5
CGR 20x1	20	8	1
CGR 20x1,2	20	8	1,2
CGR 20x1,5	20	8	1,5
CGR 22x1	22	8	1
CGR 22x1,2	22	8	1,2
CGR 22x1,5	22	8	1,5
CGR 22x2	22	8	2
CGR 25x1	25	6	1
CGR 25x1,2	25	6	1,2

Bestellnummer *Order Number*	D *D* mm	L *L* mm	t *t* mm
CGR 25x1,5	25	6	1,5
CGR 25x2	25	6	2
CGR 25x2,5	25	6	2,5
CGR 25,4x1,25	25,4	6	1,25
CGR 28x1	28	10	1
CGR 28x1,2	28	10	1,2
CGR 28x1,5	28	10	1,5
CGR 28x2	28	10	2
CGR 30x1	30	10	1
CGR 30x1,2	30	10	1,2
CGR 30x1,5	30	10	1,5
CGR 30x2	30	10	2
CGR 32x1	32	10	1
CGR 32x1,2	32	10	1,2
CGR 32x1,5	32	10	1,5
CGR 32x2	32	10	2
CGR 32x3	32	10	3
CGR 35x1	35	10	1
CGR 35x1,2	35	10	1,2
CGR 35x1,5	35	10	1,5
CGR 35x2	35	10	2
CGR 38x1,5	38	10	1,5

Bestellnummer *Order Number*	D *D* mm	L *L* mm	t *t* mm
CGR 38x2	38	10	2
CGR 40x1	40	10	1
CGR 40x1,5	40	10	1,5
CGR 40x2	40	10	2
CGR 45x1,5	45	11	1,5
CGR 45x2	45	11	2
CGR 50x1	50	11	1
CGR 50x1,2	50	11	1,2
CGR 50x1,5	50	11	1,5
CGR 50x2	50	11	2
CGR 60x1	60	11	1
CGR 60x1,2	60	11	1,2
CGR 60x1,5	60	11	1,5
CGR 70x1,2	70	11	1,2
CGR 70x1,5	70	11	1,5
CGR 80x1,2	80	11	1,2
CGR 80x1,5	80	11	1,5
CGR 90x1,2	90	11	1,2
CGR 90x1,5	90	11	1,5
CGR 120x5	120	11	5

Standardfarben
- chrom-/ nickelfarben

Material
- ABS

Standard Colours
- *chrome-/ nickel coloured*

Material
- *ABS*

Gruppe / Group: CGRM

Mattverchromte Sichtstopfen für Rundrohre
Matt chrome plated sight plugs for round tubes

CGRM

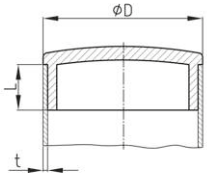

CGRM

Bestellnummer *Order Number*	D *D* mm	L *L* mm	t *t* mm
CGRM 8x1	8	4,5	1
CGRM 10x1	10	5	1
CGRM 12x1	12	5	1
CGRM 13x1	13	6	1
CGRM 14x1	14	8	1
CGRM 16x1	16	8	1
CGRM 16x1,2	16	8	1,2
CGRM 16x1,5	16	8	1,5
CGRM 18x1	18	8	1
CGRM 18x1,2	18	8	1,2
CGRM 18x1,5	18	8	1,5
CGRM 19x1,2	19	9	1,2
CGRM 19x1,5	19	9	1,5
CGRM 20x1	20	8	1
CGRM 20x1,2	20	8	1,2
CGRM 20x1,5	20	8	1,5
CGRM 22x1	22	8	1
CGRM 22x1,2	22	8	1,2
CGRM 22x1,5	22	8	1,5
CGRM 22x2	22	8	2
CGRM 25x1	25	8	1

Bestellnummer *Order Number*	D *D* mm	L *L* mm	t *t* mm
CGRM 25x1,2	25	8	1,2
CGRM 25x1,5	25	8	1,5
CGRM 25x2	25	8	2
CGRM 25x2,5	25	8	2,5
CGRM 25,4x1,25	25,4	8	1,25
CGRM 28x1	28	10	1
CGRM 28x1,2	28	10	1,2
CGRM 28x1,5	28	10	1,5
CGRM 28x2	28	10	2
CGRM 30x1	30	10	1
CGRM 30x1,2	30	10	1,2
CGRM 30x1,5	30	10	1,5
CGRM 30x2	30	10	2
CGRM 32x1	32	10	1
CGRM 32x1,2	32	10	1,2
CGRM 32x1,5	32	10	1,5
CGRM 32x2	32	10	2
CGRM 32x3	32	10	3
CGRM 35x1	35	10	1
CGRM 35x1,2	35	10	1,2
CGRM 35x1,5	35	10	1,5

Bestellnummer *Order Number*	D *D* mm	L *L* mm	t *t* mm
CGRM 35x2	35	10	2
CGRM 38x1,5	38	10	1,5
CGRM 38x2	38	10	2
CGRM 40x1	40	10	1
CGRM 40x1,5	40	10	1,5
CGRM 40x2	40	10	2
CGRM 45x1,5	45	11	1,5
CGRM 45x2	45	11	2
CGRM 50x1	50	11	1
CGRM 50x1,2	50	11	1,2
CGRM 50x1,5	50	11	1,5
CGRM 50x2	50	11	2
CGRM 60x1	60	11	1
CGRM 60x1,2	60	11	1,2
CGRM 60x1,5	60	11	1,5
CGRM 70x1,2	70	11	1,2
CGRM 70x1,5	70	11	1,5
CGRM 80x1,2	80	11	1,2
CGRM 80x1,5	80	11	1,5
CGRM 90x1,2	90	11	1,2
CGRM 120x5	120	16	5

Standardfarben
- matt chromfarben

Material
- ABS

Standard Colours
- *matt chrome coloured*

Material
- *ABS*

Gruppe / Group: COM

Sichtstopfen mit chrom-/nickelfarbener Metallabdeckung für Ovalrohre
Sight plugs with chrome-/nickel-coloured metal cover for oval tubes

COM

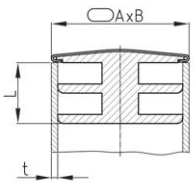

COM

Bestellnummer *Order Number*	A *A* mm	B *B* mm	L *L* mm	t *t* mm
COM 20x10	20	10	10	1-1,5
COM 30x15 *	30	15	10	1,5-2
COM 36x18 *	36	18	11	1,5-2
COM 40x20 *	40	20	10	1,5-2

Standardfarben
- chrom-/ nickelfarben

Material
- Polyethylen (PE)

Standard Colours
- *chrome-/ nickel coloured*

Material
- *Polyethylene (PE)*

Gruppe / Group: COC

Glanzverchromte Sichtstopfen für Ovalrohre
Bright chrome plated decorative plugs for oval tubes

COC

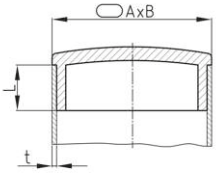

COC

Bestellnummer *Order Number*	A *A* mm	B *B* mm	L *L* mm	t *t* mm
COC 20x10x1	20	10	9	1
COC 20x10x1,2	20	10	9	1,2
COC 25x10x1,5	25	10	9	1,5
COC 25x15x1,5	25	15	9	1,5

Bestellnummer *Order Number*	A *A* mm	B *B* mm	L *L* mm	t *t* mm
COC 30x15x1,2	30	15	10	1,2
COC 30x15x1,5	30	15	10	1,5
COC 30x20x1,2	30	20	10	1,2
COC 30x20x1,5	30	20	10	1,5

Bestellnummer *Order Number*	A *A* mm	B *B* mm	L *L* mm	t *t* mm
COC 32x16x1,2	32	16	10	1,2
COC 35x20x1,5	35	20	10	1,5
COC 40x20x1,5	40	20	10	1,5

Standardfarben
- chrom-/ nickelfarben

Material
- ABS

Standard Colours
- *chrome-/ nickel coloured*

Material
- *ABS*

Gruppe / Group: COCM

Mattverchromte Sichtstopfen für Ovalrohre
Matt chrome plated sight plugs for oval tubes

COCM

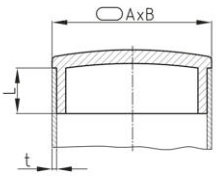

COCM

Bestellnummer *Order Number*	A *A* mm	B *B* mm	L *L* mm	t *t* mm
COCM 20x10x1	20	10	9	1
COCM 20x10x1,2	20	10	9	1,2
COCM 25x10x1,5	25	10	9	1,5
COCM 25x15x1,5	25	15	9	1,5

Bestellnummer *Order Number*	A *A* mm	B *B* mm	L *L* mm	t *t* mm
COCM 30x15x1,2	30	15	10	1,2
COCM 30x15x1,5	30	15	10	1,5
COCM 30x20x1,2	30	20	10	1,2
COCM 30x20x1,5	30	20	10	1,5

Bestellnummer *Order Number*	A *A* mm	B *B* mm	L *L* mm	t *t* mm
COCM 32x16x1,2	32	16	10	1,2
COCM 35x20x1,5	35	20	10	1,5
COCM 40x20x1,5	40	20	10	1,5
COCM 45x17x1,5	45	17	10	1,5

Standardfarben
- matt chromfarben

Material
- ABS

Standard Colours
- *matt chrome coloured*

Material
- *ABS*

Gruppe / Group: VLQD

Sichtstopfen mit Lamellen für Quadratrohre
Sight plugs for square tubes

VLQD

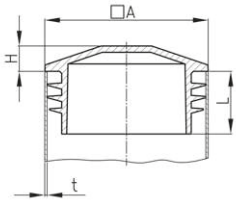

VLQD

Bestellnummer *Order Number*	A *A* mm	H *H* mm	L *L* mm	t *t* mm
VLQD 22x22x1,5-2	22	5	12	1,5-2
VLQD 25x25x1,5-2	25	5	14	1,5-2
VLQD 30x30x1,5-2	30	5	13,5	1,5-2
VLQD 35x35x1,5-2	35	5	13,5	1,5-2
VLQD 40x40x1,5-2	40	5	14,5	1,5-2
VLQD 50x50x1-2	50	5	14	1-2
VLQD 80x80x3-4	80	6	17	3-4

Standardfarben
- schwarz

Standard Colours
- *black*

Material
- Polyethylen (PE)

Material
- *Polyethylene (PE)*

Gruppe / Group: B 44

Sichtstopfen mit Lamellen für Quadratrohre
Sight plugs with lamellas for square tubes

B 44

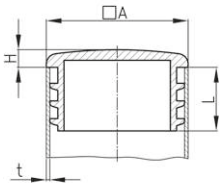

B 44

Bestellnummer *Order Number*	A *A* mm	H *H* mm	L *L* mm	t *t* mm
B44 12,7x12,7	12,7	4	14	1,5(2)
B44 15x15	15	5	14	1,5(2)
B44 18x18	18	5	15	1,5(2)
B44 20x20	20	5	12	1,5(2)
B44 25x25	25	5	17	1,5-2
B44 30x30	30	5	18	1,5-2
B44 35x35	35	5	19	1,5-2
B44 40x40	40	5	19	1,5-2

Standardfarben
- schwarz

Standard Colours
- *black*

Material
- Polyethylen (PE)

Material
- *Polyethylene (PE)*

Gruppe / Group: CQM

Sichtstopfen mit chrom-/nickelfarbener Metallabdeckung für Quadratrohre
Sight plugs with chrome-/nickel-coloured metal cover for square tubes

Bestellnummer *Order Number*	A *A* mm	L *L* mm	t *t* mm
CQM 16	16	9	1,5(2)
CQM 18	18	9	1,5-2
CQM 20	20	10	1,5-2
CQM 25	25	10	1,5-2
CQM 30 *	30	10	1,5-2
CQM 35 *	35	12	1,5-2
CQM 40 *	40	12	1,5-2

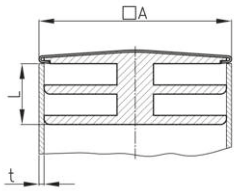

CQM

CQM

Standardfarben
- chrom-/ nickelfarben

Material
- Polyethylen (PE)

Montagehinweise
- *)= Der Stopfen kann auch ab einer Wandstärke von 1 mm eingesetzt werden. Wir empfehlen dies vor Einbau zu prüfen.

Standard Colours
- *chrome-/ nickel coloured*

Material
- *Polyethylene (PE)*

Assembly information
- **)= The plug can also be used from a wall thickness of 1 mm. We recommend checking this before installation.*

Gruppe / Group: CGQ

Glanzverchromte Sichtstopfen für Quadratrohre
Bright chrome plated sight plugs for square tubes

CGQ

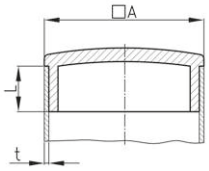

CGQ

Bestellnummer *Order Number*	A *A* mm	L *L* mm	t *t* mm
CGQ 12x12x1	12	7	1
CGQ 12x12x1,2	12	7	1,2
CGQ 15x15x1	15	8,5	1
CGQ 15x15x1,2	15	8,5	1,2
CGQ 15x15x1,5	15	8,5	1,5
CGQ 16x16x1	16	8	1
CGQ 16x16x1,5	16	8	1,5
CGQ 18x18x1,2	18	8	1,2
CGQ 18x18x1,5	18	8	1,5
CGQ 20x20x1	20	7	1
CGQ 20x20x1,2	20	7	1,2
CGQ 20x20x1,5	20	7	1,5

Bestellnummer *Order Number*	A *A* mm	L *L* mm	t *t* mm
CGQ 25x25x1	25	7	1
CGQ 25x25x1,2	25	7	1,2
CGQ 25x25x1,5	25	7	1,5
CGQ 25x25x2	25	7	2
CGQ 30x30x1	30	10	1
CGQ 30x30x1,2	30	10	1,2
CGQ 30x30x1,5	30	10	1,5
CGQ 35x35x1,2	35	11	1,2
CGQ 35x35x1,5	35	11	1,5
CGQ 40x40x1,2	40	11	1,2
CGQ 40x40x1,5	40	11	1,5
CGQ 45x45x1,2	45	11	1,2

Bestellnummer *Order Number*	A *A* mm	L *L* mm	t *t* mm
CGQ 45x45x1,5	45	11	1,5
CGQ 50x50x1,2	50	11	1,2
CGQ 50x50x1,5	50	11	1,5
CGQ 50x50x2	50	11	2
CGQ 50x50x3	50	11	3
CGQ 60x60x1,2	60	12	1,2
CGQ 60x60x1,5	60	12	1,5
CGQ 80x80x1,2	80	12	1,2
CGQ 80x80x1,5	80	12	1,5
CGQ 80x80x2	80	12	2

Standardfarben
- chrom-/ nickelfarben

Material
- ABS

Standard Colours
- *chrome-/ nickel coloured*

Material
- *ABS*

Gruppe / Group: CGQM

Mattverchromte Sichtstopfen für Quadratrohre
Bright chrome plated sight plugs for square tubes

CGQM

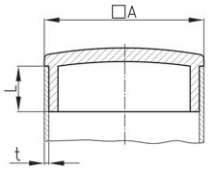

CGQM

Bestellnummer *Order Number*	A *A* mm	L *L* mm	t *t* mm
CGQM 12x12x1	12	7	1
CGQM 12x12x1,2	12	7	1,2
CGQM 15x15x1	15	8,5	1
CGQM 15x15x1,2	15	8,5	1,2
CGQM 15x15x1,5	15	8,5	1,5
CGQM 16x16x1	16	8	1
CGQM 16x16x1,5	16	8	1,5
CGQM 18x18x1,2	18	8	1,2
CGQM 18x18x1,5	18	8	1,5
CGQM 20x20x1	20	7	1
CGQM 20x20x1,2	20	7	1,2
CGQM 20x20x1,5	20	7	1,5

Bestellnummer *Order Number*	A *A* mm	L *L* mm	t *t* mm
CGQM 25x25x1	25	7	1
CGQM 25x25x1,2	25	7	1,2
CGQM 25x25x1,5	25	7	1,5
CGQM 25x25x2	25	7	2
CGQM 30x30x1	30	10	1
CGQM 30x30x1,2	30	10	1,2
CGQM 30x30x1,5	30	10	1,5
CGQM 35x35x1,2	35	11	1,2
CGQM 35x35x1,5	35	11	1,5
CGQM 40x40x1,2	40	11	1,2
CGQM 40x40x1,5	40	11	1,5
CGQM 45x45x1,2	45	11	1,2

Bestellnummer *Order Number*	A *A* mm	L *L* mm	t *t* mm
CGQM 45x45x1,5	45	11	1,5
CGQM 50x50x1,2	50	11	1,2
CGQM 50x50x1,5	50	11	1,5
CGQM 50x50x2	50	11	2
CGQM 50x50x3	50	11	3
CGQM 60x60x1,2	60	12	1,2
CGQM 60x60x1,5	60	12	1,5
CGQM 80x80x1,2	80	12	1,2
CGQM 80x80x1,5	80	12	1,5
CGQM 80x80x2	80	12	2

Standardfarben
- matt chromfarben

Material
- ABS

Standard Colours
- *matt chrome coloured*

Material
- *ABS*

Gruppe / Group: VLRD

Sichtstopfen mit Lamellen für Rechteckrohre
Sight plugs for rectangular tubes

VLRD

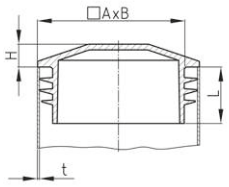

VLRD

Bestellnummer *Order Number*	A *A* mm	B *B* mm	H *H* mm	L *L* mm	t *t* mm
VLRD 25x15x1,5-2	25	15	5	12	1,5-2
VLRD 30x10x1,5-2	30	10	5	12	1,5-2
VLRD 30x15x1,5-2	30	15	5	12	1,5-2
VLRD 30x20x1,5-2	30	20	5	14	1,5-2
VLRD 40x15x1,5-2	40	15	5	12	1,5-2
VLRD 40x20x1,5-2	40	20	5	14	1,5-2
VLRD 40x30x1,5-2	40	30	5	13	1,5-2
VLRD 50x20x1,5-2	50	20	5	13	1,5-2
VLRD 50x30x1,5-2	50	30	5	13	1,5-2
VLRD 50x40x1,5-2	50	40	5	12	1,5-2
VLRD 60x20x1,5-2	60	20	5	14	1,5-2
VLRD 60x30x1,5-2	60	30	5	14	1,5-2
VLRD 60x40x1,5-2	60	40	5	14	1,5-2

Standardfarben
- schwarz

Material
- Polyethylen (PE)

Standard Colours
- *black*

Material
- *Polyethylene (PE)*

Gruppe / Group: B 45

Sichtstopfen für Rechteckrohre
Sight plugs for rectangular tubes

Bestellnummer ***Order Number***	**A** ***A*** **mm**	**B** ***B*** **mm**	**H** ***H*** **mm**	**L** ***L*** **mm**	**t** ***t*** **mm**
B45 60x40x4	60	40	5	17	4
B45 80x40x2	80	40	5	17	2
B45 80x40x4	80	40	6	17	4

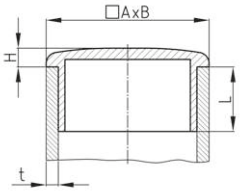

B 45

B 45

Standardfarben
- schwarz

Standard Colours
- *black*

Material
- Polyethylen (PE)

Material
- *Polyethylene (PE)*

Gruppe / Group: B 46

Sichtstopfen mit Lamellen für Rechteckrohre
Sight plugs with lamellas for rectangular tubes

Bestellnummer ***Order Number***	**A** ***A*** **mm**	**B** ***B*** **mm**	**H** ***H*** **mm**	**L** ***L*** **mm**	**t** ***t*** **mm**
B46 25x15	25	15	5	15	1,5-2
B46 30x15	30	15	5	15	1,5-2
B46 30x20	30	20	5	15	1,5-2
B46 40x20	40	20	5	22	1,5(2)
B46 40x30	40	30	5	21	1,5-2
B46 50x20	50	20	5	23	1,5-2
B46 50x30	50	30	5	22	1,5-2
B46 50x40	50	40	5	9	1,5-2
B46 60x20	60	20	5	23	1,5(2)
B46 60x40x2-2,5	60	40	5	17	2-2,5

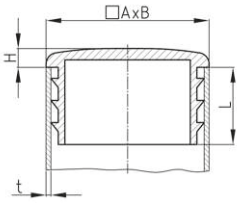

B 46

B 46

Standardfarben
- schwarz

Standard Colours
- *black*

Material
- Polyethylen (PE)

Material
- *Polyethylene (PE)*

Gruppe / Group: CRTM

Sichtstopfen mit chrom-/nickelfarbener Metallabdeckung für Rechteckrohre
Sight plugs with chrome-/nickel-coloured metal cover for rectangular tubes

CRTM

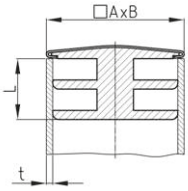

CRTM

Bestellnummer *Order Number*	A *A* mm	B *B* mm	L *L* mm	t *t* mm
CRTM 20x10	20	10	10	1-1,5
CRTM 20x15 **	20	15	10	1-1,5
CRTM 30x15 *	30	15	10	1,5-2
CRTM 40x20 *	40	20	11	1,5-2

Standardfarben
- chrom-/ nickelfarben

Material
- Polyethylen (PE)

Montagehinweise
- *)= Der Stopfen kann auch ab einer Wandstärke von 1 mm eingesetzt werden. Wir empfehlen dies vor Einbau zu prüfen.
- **) = Der Stopfen kann auch bis zu einer Wandstärke von 2 mm eingesetzt werden. Wir empfehlen, dies vor Einbau zu prüfen.

Standard Colours
- *chrome-/ nickel coloured*

Material
- *Polyethylene (PE)*

Assembly information
- **)= The plug can also be used from a wall thickness of 1 mm. We recommend checking this before installation.*
- ***) = The plug can also be used up to a wall thickness of 2 mm. We recommend checking this before installation.*

Gruppe / Group: CRG

Glanzverchromte Sichtstopfen für Rechteckrohre
Bright chrome plated sight plugs for rectangular tubes

CRG

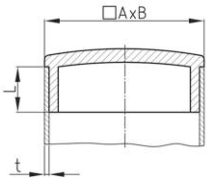

CRG

Bestellnummer *Order Number*	A *A* mm	B *B* mm	L *L* mm	t *t* mm
CRG 15x8x1	15	8	8	1
CRG 15x10x1	15	10	9	1
CRG 15x10x1,2	15	10	9	1,2
CRG 20x10x1	20	10	9	1
CRG 20x10x1,2	20	10	9	1,2
CRG 20x15x1,2	20	15	8	1,2
CRG 20x15x1,5	20	15	8	1,5
CRG 25x10x1,5	25	10	9	1,5
CRG 25x15x1,5	25	15	9	1,5

Bestellnummer *Order Number*	A *A* mm	B *B* mm	L *L* mm	t *t* mm
CRG 30x10x1,5	30	10	9	1,5
CRG 30x15x1,2	30	15	9	1,2
CRG 30x15x1,5	30	15	9	1,5
CRG 30x20x1,2	30	20	9	1,2
CRG 30x20x1,5	30	20	9	1,5
CRG 35x15x1,5	35	15	9	1,5
CRG 35x20x1,5	35	20	9	1,5
CRG 40x10x1,2	40	10	8	1,2
CRG 40x10x1,5	40	10	8	1,5

Bestellnummer *Order Number*	A *A* mm	B *B* mm	L *L* mm	t *t* mm
CRG 40x15x1	40	15	9	1
CRG 40x15x1,2	40	15	9	1,2
CRG 40x15x1,5	40	15	9	1,5
CRG 40x20x1,2	40	20	9	1,2
CRG 40x20x1,5	40	20	9	1,5
CRG 40x20x2	40	20	9	2
CRG 50x20x1,2	50	20	10	1,2
CRG 50x20x1,5	50	20	10	1,5
CRG 60x20x1,5	60	20	10	1,5

Standardfarben
- chrom-/ nickelfarben

Material
- ABS

Standard Colours
- *chrome-/ nickel coloured*

Material
- *ABS*

Gruppe / Group: CRGM

Mattverchromte Sichtstopfen für Rechteckrohre
Matt chrome plated sight plugs for rectangular tubes

CRGM

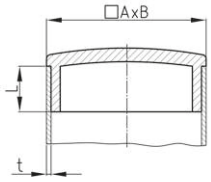

CRGM

Bestellnummer *Order Number*	A *A* mm	B *B* mm	L *L* mm	t *t* mm
CGRM 15x 8x1	15	8	8	1
CGRM 15x10x1	15	10	9	1
CGRM 15x10x1,2	15	10	9	1,2
CRGM 20x10x1	20	10	9	1
CRGM 20x10x1,2	20	10	9	1,2
CRGM 20x15x1,2	20	15	8	1,2
CRGM 20x15x1,5	20	15	8	1,5
CRGM 25x10x1,5	25	10	9	1,5
CRGM 25x15x1,5	25	15	9	1,5

Bestellnummer *Order Number*	A *A* mm	B *B* mm	L *L* mm	t *t* mm
CRGM 30x10x1,5	30	10	9	1,5
CRGM 30x15x1,2	30	15	9	1,2
CRGM 30x15x1,5	30	15	9	1,5
CRGM 30x20x1,2	30	20	9	1,2
CRGM 30x20x1,5	30	20	9	1,5
CRGM 35x15x1,5	35	15	9	1,5
CRGM 35x20x1,5	35	20	9	1,5
CRGM 40x10x1,2	40	10	8	1,2
CRGM 40x10x1,5	40	10	8	1,5

Bestellnummer *Order Number*	A *A* mm	B *B* mm	L *L* mm	t *t* mm
CRGM 40x15x1	40	15	9	1
CRGM 40x15x1,2	40	15	9	1,2
CRGM 40x15x1,5	40	15	9	1,5
CRGM 40x20x1,2	40	20	9	1,2
CRGM 40x20x1,5	40	20	9	1,5
CRGM 40x20x2	40	20	9	2
CRGM 50x20x1,2	50	20	10	1,2
CRGM 50x20x1,5	50	20	10	1,5
CRGM 60x20x1,5	60	20	10	1,5

Standardfarben
- matt chromfarben

Material
- ABS

Standard Colours
- *matt chrome coloured*

Material
- *ABS*

Gruppe / Group: LBS1

Runde Lochblendstopfen für unterschiedliche Wandstärken und Durchmesser
Round covering plugs for different thicknesses of wall and diameters

LBS1

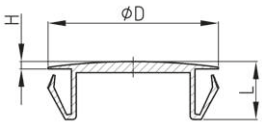

LBS1

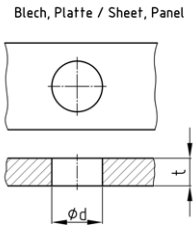

Bestellnummer *Order Number*	d *d* mm	D *D* mm	H *H* mm	L *L* mm	t *t* mm
LBS1 391689	9,5-11,0	16	1,6	12,6	0,8-3,2
LBS1 391697	12,7-14,3	18,5	1,6	12	0,8-3,2
LBS1 313564	15,0-17,5	21,5	1,6	12	0,8-3,2
LBS1 391670	18,4-20,6	25	1,6	12	0,8-3,2

Bestellnummer *Order Number*	d *d* mm	D *D* mm	H *H* mm	L *L* mm	t *t* mm
LBS1 304417	22,0-25,5	32,5	1,6	13,2	0,8-3,2
LBS1 391700	28,0-30,0	35	1,6	13,2	0,8-3,2
LBS1 391573	35,0-38,0	43	1,6	13,2	0,8-3,2
LBS1 391581	45,0-47,5	52	1,6	13,2	0,8-3,2

Standardfarben
- schwarz

Material
- Polyoxymethylen (POM, auch Polyacetalharz)

Standard Colours
- *black*

Material
- *Polyoxymethylene (POM, also Polyacetal)*

Gruppe / Group: LBS2

Runde Lochblendstopfen für unterschiedliche Wandstärken und zentrischen Sitz
Round covering plugs for different thicknesses of wall and central fit

LBS2

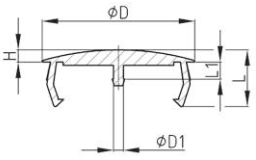

LBS2

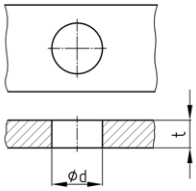

Bestellnummer *Order Number*	d *d* mm	D *D* mm	D1 *D1* mm	H *H* mm	L *L* mm	L1 *L1* mm	t *t* mm
LBS 2 35/40	35	40	3	3,7	18,5	5	0,5-5
LBS 2 40/45	40	45	3	3,7	18,5	5	0,5-5

Bestellnummer *Order Number*	d *d* mm	D *D* mm	D1 *D1* mm	H *H* mm	L *L* mm	L1 *L1* mm	t *t* mm
LBS 2 45/50	45	50	3	3,7	18,5	5	0,5-5

Standardfarben
- schwarz RAL 9005

Material
- Polyamid 6 (PA 6)

Standard Colours
- *black RAL 9005*

Material
- *Polyamide 6 (PA 6)*

Gruppe / Group: VST

Runde Lochblendstopfen und Verschlussstopfen aus Polyamid für unterschiedliche Wandstärken und zentrischen Sitz
Round covering and closing plugs made of polyamide for different thicknesses of wall and central fit

VST

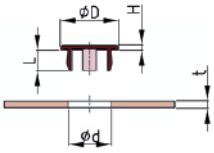

VST

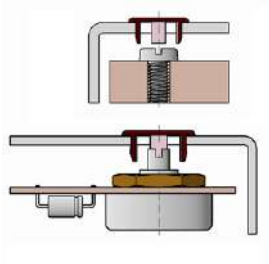

VST

Bestellnummer *Order Number*	d *d* mm	D *D* mm	H *H* mm	L *L* mm	t *t* mm
VST d4-D7	4	7	1,1	6	0,8-3,8
VST d6-D10,4	6	10,4	1,1	6	0,8-3,8
VST d6,4-D10,4	6,4	10,4	1,1	6	0,8-3,8
VST d8-D12	8	12	1,2	6	0,8-3,8
VST d9,5-D13,5	9,5	13,5	1,2	6	0,8-3,8
VST d10-D14	10	14	1,2	6	0,8-3,8
VST d12-D16	12	16	1,3	6	0,8-3,8
VST d12,7-D17,1	12,7	17,1	1,3	6	0,8-3,8
VST d14-D18,7	14	18,7	1,4	6	0,8-3,8

Bestellnummer *Order Number*	d *d* mm	D *D* mm	H *H* mm	L *L* mm	t *t* mm
VST d14,3-D18,7	14,3	18,7	1,4	6	0,8-3,8
VST d15,9-D20,4	15,9	20,4	1,4	6	0,8-3,8
VST d18-D22,8	18	22,2	1,5	6	0,8-3,8
VST d19,1-D24	19,1	24	1,5	6	0,8-3,8
VST d20-D24,8	20	24,8	1,5	6	0,8-3,8
VST d22,2-D27,4	22,2	27,4	1,6	6	0,8-3,8
VST d24-D29,2	24	29,2	1,6	6	0,8-3,8
VST d25,4-D30,6	25,4	30,6	1,6	6	0,8-3,8

Standardfarben
- schwarz
- perlweiß RAL 1013
- weiß
- grau

Material
- Polyamid 6.6 (PA 6.6)

Standard Colours
- *black*
- *oyster white RAL 1013*
- *white*
- *grey*

Material
- *Polyamide 6.6 (PA 6.6)*

Gruppe / Group: HSA

Runde Abdeckstopfen, nicht entfernbar
Round covering plugs, not removable

HSA

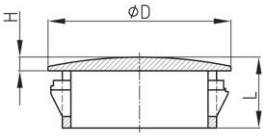

HSA

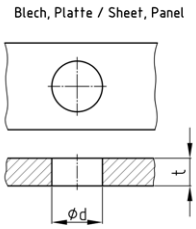

Bestellnummer *Order Number*	d *d* mm	D *D* mm	H *H* mm	L *L* mm	t *t* mm
HSA 2590	4,7	6,6	1,1	5,9	1,6
HSA 2603	6,4	7,9	1,1	7,9	1,6
HSA 2613	7,9	9,5	1,6	7,9	1,6
HSA 2617	9,5	11,9	1,6	10,3	3,2
HSA 2633	11,1	13,5	1,6	10,3	3,2
HSA 2643	12,7	14,7	1,6	10,3	3,2
HSA 2653	14,3	16,7	1,6	10,3	3,2

Bestellnummer *Order Number*	d *d* mm	D *D* mm	H *H* mm	L *L* mm	t *t* mm
HSA 2663	15,9	18,2	1,6	10,3	3,2
HSA 2673	17,4	19,8	1,6	10,3	3,2
HSA 2683	19,1	23,4	1,6	10,3	3,2
HSA 2693	20,6	25,1	1,6	10,3	3,2
HSA 2703	22,2	25,8	1,6	11,5	3,2
HSA 2713	25,4	30,6	1,6	11,5	3,2
HSA 2723	28	30,9	1,6	11,5	3,2

Fortsetzung nächste Seite / *Continue next page*

Gruppe / Group: HSA - siehe Vorseite / look at page before

Bestellnummer *Order Number*	d *d* mm	D *D* mm	H *H* mm	L *L* mm	t *t* mm
HSA 2733	30,1	33,3	1,6	11,5	3,2
HSA 2740	31,8	34,9	1,6	11,5	3,2
HSA 2753	34,9	38,1	1,6	11,6	3,2
HSA 2763	38,1	42,4	1,6	11,5	3,2
HSA 2773	44,5	48,4	1,6	11,5	3,2
HSA 2783	50,8	55,1	2,3	12,2	3,2
HSA 2403	53,2	59,5	2,8	19,1	6,4

Bestellnummer *Order Number*	d *d* mm	D *D* mm	H *H* mm	L *L* mm	t *t* mm
HSA 2411	57,2	61,5	2,8	19,1	6,4
HSA 2790	63,6	69	2,8	19,1	6,4
HSA 2455	76,2	80,5	2,8	19,1	6,4
HSA 2482	85,7	92,9	2,8	19,1	6,4
HSA 2464	88,9	92,9	2,8	19,1	6,4
HSA 2473	101,6	105,6	2,5	19,1	6,4

Standardfarben
- schwarz

Material
- Polyamid 6.6 (PA 6.6)

Standard Colours
- *black*

Material
- *Polyamide 6.6 (PA 6.6)*

Gruppe / Group: HBS

Runde Abdeckstopfen, entfernbar, wiederverwendbar
Round covering plugs, removable, reusable

HBS

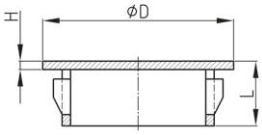

HBS

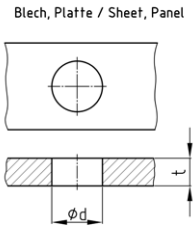

Bestellnummer *Order Number*	d *d* mm	D *D* mm	H *H* mm	L *L* mm	t max. *t max.* mm
HBS 3053	6,4	10,7	1,6	8,3	4
HBS 3056	7,9	14,6	1,6	10,3	4,4
HBS 3059	9,5	14,7	1,6	10,3	4,4
HBS 3062	11,1	15,5	1,6	10,3	4,4
HBS 3065	12,7	17	1,6	10,3	4,4
HBS 3068	14,3	18,6	1,6	10,3	4,4
HBS 3071	15,9	20,2	1,6	10,3	4,4
HBS 3074	17,4	22,6	1,6	10,3	4,4
HBS 3077	19,1	24,6	1,6	10,3	4,4

Bestellnummer *Order Number*	d *d* mm	D *D* mm	H *H* mm	L *L* mm	t max. *t max.* mm
HBS 3080	20,6	26,2	1,6	10,3	4,4
HBS 3083	22,2	27,4	1,6	10,3	4,4
HBS 3086	25,4	30,9	1,6	10,3	4,4
HBS 3089	27,8	32,9	1,6	10,3	4,4
HBS 3092	30,1	35,7	1,6	10,3	4,4
HBS 3095	31,8	36,9	1,6	10,3	4,4
HBS 3098	34,9	40,1	1,6	11,5	4,4
HBS 3124	38,1	43,6	1,6	11,6	6,4

Standardfarben
- schwarz

Material
- Polyamid 6.6 (PA 6.6)

Standard Colours
- *black*

Material
- *Polyamide 6.6 (PA 6.6)*

Gruppe / Group: BS

Runde Abdeckstopfen
Round covering plugs

BS

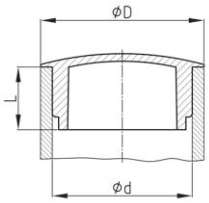

BS

Bestellnummer *Order Number*	d *d* mm	D *D* mm	L *L* mm
BS 2,5 / 10	2,5	10	5
BS 2,5 / 12	2,5	12	5
BS 2,5 / 15	2,5	15	7
BS 2,8 / 5,8	2,8	5,8	7
BS 2,8 / 11	2,8	11	4,8
BS 3 / 12	3	12	5,5
BS 3 / 15	3	15	6
BS 3 / 18	3	18	7
BS 4 / 6,4	4	6,4	5,3
BS 4 / 8	4	8	3
BS 4 / 10	4	10	5,3
BS 4 / 13	4	13	5,3
BS 4,1 / 8	4,1	8	7
BS 5 / 6,6	5	6,6	5,5
BS 5 / 8	5	8	5
BS 5 / 8x5,5	5	8	5,5
BS 5 / 10	5	10	5,5
BS 5 / 13	5	13	5,5
BS 5 / 13x4	5	13	4
BS 5 / 15	5	15	5,5
BS 5 / 20	5	20	7,5
BS 5,2 / 13	5,2	13	7

Bestellnummer *Order Number*	d *d* mm	D *D* mm	L *L* mm
BS 5,4 / 8	5,4	8	7,4
BS 5,4 / 10	5,4	10	7,4
BS 5,4 / 13	5,4	13	7,4
BS 5,4 / 15	5,4	15	7,4
BS 5,5 / 8	5,5	8	5,8
BS 5,5 / 10	5,5	10	5,6
BS 5,5 / 12	5,5	12	5,6
BS 6 / 8	6	8	5,4
BS 6 / 10	6	10	5,4
BS 6 / 13	6	13	5,4
BS 6 / 15	6	15	5,4
BS 6,6 / 13	6,6	13	7
BS 6,6 / 15	6,6	15	7
BS 7 / 10	7	10	6,5
BS 7 / 10x3,9	7	10	3,9
BS 7 / 13	7	13	6,5
BS 7 / 15	7	15	6,5
BS 7 / 16	7	16	6,5
BS 7 / 20	7	20	7,5
BS 7,2 / 10	7,2	10	2
BS 7,9 / 13	7,9	13	6
BS 8 / 10	8	10	6,3

Bestellnummer *Order Number*	d *d* mm	D *D* mm	L *L* mm
BS 8 / 13	8	13	6,3
BS 8 / 15	8	15	6,3
BS 8 / 16	8	16	6,3
BS 8 / 17	8	17	6,3
BS 8,5 / 13	8,5	13	6,9
BS 8,5 / 15	8,5	15	6,9
BS 8,5 / 16	8,5	16	6,9
BS 9 / 12	9	12	6,4
BS 9 / 13	9	13	6,4
BS 9 / 15	9	15	6,4
BS 9 / 16	9	16	6,4
BS 10 / 12	10	12	6,7
BS 10 / 13	10	13	6,7
BS 10 / 13x3	10	13	3
BS 10 / 15	10	15	6,7
BS 10 / 16	10	16	6,7
BS 10,5 / 13	10,5	13	4
BS 11 / 13	11	13	5
BS 11 / 15	11	15	5
BS 11 / 16	11	16	5
BS 12 / 15	12	15	8,4
BS 12 / 15x11,6	12	15	11,6

Bestellnummer *Order Number*	d *d* mm	D *D* mm	L *L* mm
BS 12 / 18	12	18	8,4
BS 13 / 16	13	16	8,5
BS 13 / 17	13	17	8,5
BS 14 / 18	14	18	7
BS 15 / 17	15	17	9
BS 15 / 17x3	15	17	3
BS 15 / 18	15	18	1,4
BS 15 / 19	15	19	9
BS 15 / 19x3	15	19	3
BS 15 / 20	15	20	4
BS 15 / 20x3	15	20	3
BS 15,5 / 19	15,5	19	4,5
BS 17 / 24,5	17	24,5	6
BS 18,3 / 28	18,3	28	6
BS 20 / 23	20	23	10
BS 20 / 23x3	20	23	3
BS 20,4 / 28	20,4	28	4,8
BS 20,8 / 28	20,8	28	4,8
BS 25 / 30	25	30	5

Standardfarben
- schwarz
- weiß

Material
- Polyethylen (PE)

Standard Colours
- *black*
- *white*

Material
- *Polyethylene (PE)*

Gruppe / Group: CM

Stahlstopfen für Rundrohre (blank)
Steel plugs for round tubes (uncoated)

CM

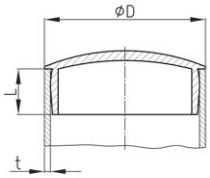

CM

Bestellnummer *Order Number*	D *D* mm	L *L* mm	t *t* mm
CM 16x1,5	16	7	1,5
CM 18x1	18	7	1
CM 18x1,2	18	7	1,2
CM 18x1,5	18	7	1,5
CM 20x1	20	10	1
CM 20x1,2	20	10	1,2

Bestellnummer *Order Number*	D *D* mm	L *L* mm	t *t* mm
CM 20x1,5	20	10	1,5
CM 22x1,2	22	9	1,2
CM 22x1,5	22	9	1,5
CM 25x1,2	25	9	1,2
CM 25x1,5	25	9	1,5
CM 28x1,5	28	7	1,5

Bestellnummer *Order Number*	D *D* mm	L *L* mm	t *t* mm
CM 30x0,85	30	8	0,85
CM 30x1,5	30	8	1,5
CM 30x2	30	8	2
CM 32x1	32	8	1
CM 32x1,2	32	8	1,2
CM 32x1,5	32	8	1,5

Bestellnummer *Order Number*	D *D* mm	L *L* mm	t *t* mm
CM 32x2	32	8	2
CM 35x1	35	9	1
CM 35x1,2	35	9	1,2
CM 35x1,5	35	9	1,5
CM 40x1	40	9	1
CM 40x1,5	40	9	1,5

Material
- Stahl

Material
- *Steel*

Gruppe / Group: PSS

Parallele Schutzstopfen
Parallel protection plugs

PSS

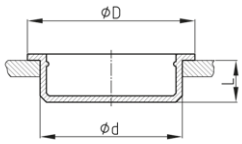

PSS

Bestellnummer *Order Number*	d *d* mm	D *D* mm	L *L* mm	GAS / BSP *GAS / BSP*	DIN *DIN*
PSS 2,5x6,5x3,5	2,5	6,5	3,5	–	–
PSS 3x6,5x4,5	3	6,5	4,5	–	—
PSS 3,5x7x4,5	3,5	7	4,5	–	–
PSS 4x7,5x5	4	7,5	5	–	–
PSS 4,5x8x5	4,5	8	5	–	–
PSS 5x9x6	5	9	6	–	–
PSS 5,5x9x6	5,5	9	6	–	–
PSS 6x9,5x6	6	9,5	6	–	–
PSS 6,5x10x7	6,5	10	7	–	–
PSS 7x10x6	7	10	6	–	–
PSS 7,5x10,5x6,5	7,5	10,5	6,5	–	–
PSS 8x11x7	8	11	7	–	–
PSS 8,5x11,5x7,5	8,5	11,5	7,5	–	–
PSS 9x11,5x7,5	9	11,5	7,5	G 1/8"	–
PSS 9,5x12,5x7,5	9,5	12,5	7,5	–	–
PSS 10x13x8,5	10	13	8,5	–	–
PSS 10,5x13,5x8,5	10,5	13,5	8,5	–	DN 10

Bestellnummer *Order Number*	d *d* mm	D *D* mm	L *L* mm	GAS / BSP *GAS / BSP*	DIN *DIN*
PSS 11x14,5x8,5	11	14,5	8,5	–	–
PSS 11,5x14,5x8,5	11,5	14,5	8,5	–	–
PSS 12x14,5x9	12	14,5	9	G 1/4"	–
PSS 12,5x15,5x9	12,5	15,5	9	–	–
PSS 13x16,5x9,5	13	16,5	9,5	–	–
PSS 13,5x16,5x9,5	13,5	16,5	9,5	–	–
PSS 14x17,5x10	14	17,5	10	–	–
PSS 14,5x17,5x9,5	14,5	17,5	9,5	–	–
PSS 15x18x9,5	15	18	9,5	–	–
PSS 15,5x18,5x9,5	15,5	18,5	9,5	G 3/8"	DN 15
PSS 16x19,5x10	16	19,5	10	–	–
PSS 16,5x19,5x10 ,5	16,5	19,5	10,5	–	–
PSS 17x20,5x10,5	17	20,5	10,5	–	–
PSS 17,5x21x10,5	17,5	21	10,5	–	–
PSS 18x21,5x10,5	18	21,5	10,5	–	–
PSS 18,5x23x10	18,5	23	10	–	–
PSS 19x22x10	19	22	10	G 1/2"	–

Gruppe / Group: PSS

Bestellnummer *Order Number*	d *d* mm	D *D* mm	L *L* mm	GAS / BSP *GAS / BSP*	DIN *DIN*
PSS 19,5x23x10,5	19,5	23	10,5	–	–
PSS 20x23,5x11	20	23,5	11	–	–
PSS 20,5x24,5x10,5	20,5	24,5	10,5	–	DN 20
PSS 21x24,5x11	21	24,5	11	G 5/8"	–
PSS 21,5x25,5x11	21,5	25,5	11	–	–
PSS 22x25,5x11	22	25,5	11	–	–
PSS 22,5x26x10,5	22,5	26	10,5	–	–
PSS 23x27x10,5	23	27	10,5	–	–
PSS 23,5x27,5x10,5	23,5	27,5	10,5	–	–
PSS 24x28x11,5	24	28	11,5	–	–
PSS 24,5x28x10,5	24,5	28	10,5	G 3/4"	–
PSS 25x30x11	25	30	11	G 3/4"	–
PSS 25,5x29x10,5	25,5	29	10,5	–	DN 25
PSS 26x30,5x10,5	26	30,5	10,5	–	–
PSS 26,5x30x10,5	26,5	30	10,5	–	–
PSS 27x31x9,5	27	31	9,5	–	–
PSS 27,5x31x10,5	27,5	31	10,5	–	–
PSS 28x32,5x10,5	28	32,5	10,5	–	–
PSS 28,5x32x10	28,5	32	10	G 7/8"	–
PSS 29x32x9,5	29	32	10	–	–
PSS 29,5x33x10,5	29,5	33	10,5	–	–
PSS 30x33x10	30	33	10	–	–
PSS 30,5x34x10	30,5	34	10	–	–
PSS 31x36x10,5	31	36	10,5	G 1"	–
PSS 31,5x35x10,5	31,5	35	10,5	–	–
PSS 32x37x10,5	32	37	10,5	–	–
PSS 32,5x37,5x10,5	32,5	37,5	10,5	–	DN 32
PSS 33x38x10,5	33	38	10,5	–	–
PSS 33,5x37,5x10,5	33,5	37,5	10,5	–	–
PSS 34x38,5x10,5	34	38,5	10,5	–	–
PSS 34,5x38x10,5	34,5	38	10,5	–	–
PSS 35x40x10,5	35	40	10,5	–	–
PSS 35,5x39x10,5	35,5	39	10,5	–	–
PSS 36x41x11	36	41	11	–	–
PSS 36,5x40x10,5	36,5	40	10,5	–	–
PSS 37x42x11	37	42	11	–	–
PSS 37,5x41,5x10,5	37,5	41,5	10,5	–	–
PSS 38x43x10,5	38	43	10,5	–	–
PSS 38,5x42x10,5	38,5	42	10,5	–	–
PSS 39x44x10,5	39	44	10,5	–	–
PSS 39,5x43,3x10,7	39,5	43,3	10,7	G 1 1/4"	–
PSS 40x45x10,5	40	45	10,5	–	–
PSS 41x46x10,5	41	46	10,5	–	DN 40
PSS 42x46,5x10,5	42	46,5	10,5	–	–
PSS 43x47,8x10,7	43	47,8	10,7	–	–
PSS 44x49x10,5	44	49	10,5	–	–
PSS 45x50,8x10,6	45	50,8	10,6	–	–
PSS 46x50,8x10	46	50,8	10	G 1 1/2"	–
PSS 47x51,5x10,5	47	51,5	10,5	–	–
PSS 48x53x10,5	48	53	10,5	–	–
PSS 48,5x52x10,5	48,5	52	10,5	–	–
PSS 49x54,5x11	49	54,5	11	–	–
PSS 50x54x10	50	54	10	–	–
PSS 51x56x11	51	56	11	–	–
PSS 52x57,5x11	52	57,5	11	–	–
PSS 53x59x11	53	59	11	–	–
PSS 53,5x55,5x9,5	53,5	55,5	9,5	–	–
PSS 54x61x11	54	61	11	–	–
PSS 55x61x10	55	61	10	–	–
PSS 56x63x11,5	56	63	11,5	–	–
PSS 57x61x10	57	61	10	G 2"	–
PSS 58x65x11	58	65	11	G 2"	–

Bestellnummer *Order Number*	d *d* mm	D *D* mm	L *L* mm	GAS / BSP *GAS / BSP*	DIN *DIN*
PSS 59x65x11	59	65	11	–	–
PSS 60x65x11	60	65	11	–	–
PSS 61x67,5x11	61	67,5	11	–	–
PSS 62x68x11	62	68	11	–	–
PSS 64x67,5x9,5	64	67,5	9,5	–	–
PSS 65x69x10	65	69	10	–	DN 65
PSS 66x72x10	66	72	10	–	–
PSS 67x73x10	67	73	10	–	–
PSS 68x75x11	68	75	11	–	–
PSS 69x75x10,5	69	75	10,5	–	–
PSS 70x74x11	70	74	11	–	–
PSS 71x74,5x11	71	74,5	11	–	–
PSS 71,5x74,5x10,5	71,5	74,5	10,5	–	–
PSS 72x79x12	72	79	12	–	–
PSS 73x76,5x9,5	73	76,5	9,5	–	–
PSS 74x77,5x10,5	74	77,5	10,5	G 2 1/2"	–
PSS 75x79x9,5	75	79	9,5	–	–
PSS 76x80x10,5	76	80	10,5	–	–
PSS 77x81x9,5	77	81	9,5	–	–
PSS 78x82x10,5	78	82	10,5	–	–
PSS 79x83x9,6	79	83	9,6	–	–
PSS 80x84x9,5	80	84	9,5	–	DN 80
PSS 81x85x9,5	81	85	9,5	–	–
PSS 82x85,5x9,5	82	85,5	9,5	–	–
PSS 83x86,5x9,5	83	86,5	9,5	–	–
PSS 84x90x10	84	90	10	–	–
PSS 85x88,5x9,5	85	88,5	9,5	–	–
PSS 86x90x9,5	86	90	9,5	–	–
PSS 87x90,5x9,5	87	90,5	9,5	–	–
PSS 88x91,5x9,5	88	91,5	9,5	–	–
PSS 89x92,5x9,5	89	92,5	9,5	–	–
PSS 90x92,5x10	90	92,5	10	–	–
PSS 91x93x9,5	91	93	9,5	–	–
PSS 92x94,5x9,5	92	94,5	9,5	–	–
PSS 93x97x9,5	93	97	9,5	–	–
PSS 94x97x9,5	94	97	9,5	–	–
PSS 95x97x9	95	97	9	–	–
PSS 96x98x9,5	96	98	9,5	–	–
PSS 97x99x9,5	97	99	9,5	–	–
PSS 98x100x10	98	100	10	–	–
PSS 99x102x9,5	99	102	9,5	–	–
PSS 100x104,5x10,5	100	104,5	10,5	–	–
PSS 101x105x10,5	101	105	10,5	–	–
PSS 102x106x10,5	102	106	10,5	–	–
PSS 103x106x11	103	106	11	–	–
PSS 104x106,5x11	104	106,5	11	–	–
PSS 105x108x10,5	105	108	10,5	–	–
PSS 106x109,5x10,5	106	109,5	10,5	–	–
PSS 107x110x10,5	107	110	10,5	–	–
PSS 108x111,5x10,5	108	111,5	10,5	–	–
PSS 110x114x12,5	110	114	12,5	–	–
PSS 111x115x12,7	111	115	12,7	G 4"	–
PSS 112x116x10,5	112	116	10,5	–	–
PSS 115x118,5x12	115	118,5	12	–	–
PSS 117x124x12	117	124	12	–	–
PSS 121x124x12	121	124	12	–	–
PSS 122 x 128 x 12,8	122	128	12,8	–	–
PSS 125x130x13,5	125	130	13,5	–	–
PSS 126 x 130 x 13,7	126	130	13,5	–	–
PSS 127x132x13,5	127	132	13,5	–	–
PSS 130x134x13,5	130	134	13,5	–	–
PSS 132x136,5x13	132	136,5	13	–	–

Fortsetzung nächste Seite / *Continue next page*

Gruppe / Group: PSS - siehe Vorseite / look at page before

Bestellnummer *Order Number*	d *d* mm	D *D* mm	L *L* mm	GAS / BSP *GAS / BSP*	DIN *DIN*
PSS 135x141x12,5	135	141	12,5	–	–
PSS 136 x 141 x 12,5	136	141,5	12,5	–	–
PSS 140x144x13,5	140	144	13,5	–	–
PSS 142x146x13,5	142	146	13,5	–	–
PSS 146x152x12	146	152	12	–	–
PSS 150x154x14,5	150	154	14,5	–	–
PSS 152x156x15	152	156	15	–	–
PSS 155x161x12	155	161	12	–	–
PSS 160x167x14	160	167	14	–	–
PSS 162x169x14	162	169	14	–	–
PSS 165x171x12	165	171	12	–	–
PSS 167x178x17,5	167	178	17,5	–	–
PSS 169x175x12	169	175	12	–	–
PSS 170x175,6x13,6	170	175,6	13,6	–	–
PSS 172x177,6x13,6	172	177,6	13,6	–	–
PSS 176x182x12	176	182	12	–	–
PSS 180x187x14,5	180	187	14,5	–	–
PSS 182x189x14,5	182	189	14,5	–	–
PSS 184x194x16	184	194	16	–	–

Bestellnummer *Order Number*	d *d* mm	D *D* mm	L *L* mm	GAS / BSP *GAS / BSP*	DIN *DIN*
PSS 186x194x16	186	194	16	–	–
PSS 190x195,6x13,6	190	195,6	13,6	–	–
PSS 192x197,6x13,6	192	197,6	13,6	–	–
PSS 200x208x14	200	208	14	–	–
PSS 202x210x14	202	210	14	–	–
PSS 204x211x14	204	211	14	–	–
PSS 208x220x15	208	220	15	–	–
PSS 211x217x12	211	217	12	–	–
PSS 214x220x13,5	214	220	13,5	–	–
PSS 221 x 227 x 12	221	227	12	–	–
PSS 230x236x12	230	236	12	–	–
PSS 232 x 242,6 x 13,5	232	242,6	13,5	–	–
PSS 250x259x14,5	250	259	14,5	–	–
PSS 252x261x14,5	252	261	14,5	–	–
PSS 261x273x16	261	273	16	–	–
PSS 285x298x18	285	298	18	–	–
PSS 302x309.6x18,5	302	309,6	18,5	–	–
PSS 311x324x18	311	324	18	–	–
PSS 390 x 400 x 19	390	400	19	–	–

Standardfarben
- natur

Material
- Polyethylen (PE)

Standard Colours
- *uncoloured*

Material
- *Polyethylene (PE)*

Gruppe / Group: BVST

Runde Betonverschlusstopfen für Schalungsbohrungen (mit UV-Stabilisator)
Round closing plugs for formwork bore holes in reinforced concrete (with UV-stabilizer)

BVST

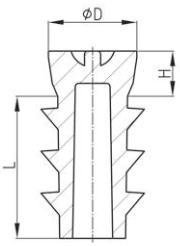

BVST

Bestellnummer *Order Number*	D *D* mm	H *H* mm	L *L* mm
BVST 10x29 (5% UV-stab.)	10,4	7	22
BVST 13x29 (5% UV-stab.)	13,7	7	22

Standardfarben
- verkehrsgrau A RAL 7042 + 5 % UV

Material
- Polyethylen (PE)

Standard Colours
- *traffic grey A RAL 7042 + 5 % UV*

Material
- *Polyethylene (PE)*

Gruppe / Group: PNA

Kugelkappen (bedingt kratzfest)
Ball caps (limited scratchproof)

Bestellnummer ***Order Number***	**d** ***d*** **mm**	**D** ***D*** **mm**	**L** ***L*** **mm**
PNA 50 / 16	16	50	-
PNA 50 / 18	18	50	31,5

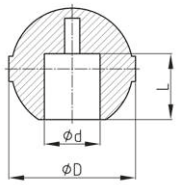

PNA

PNA

Standardfarben
- schwarz

Standard Colours
- *black*

Material
- ABS

Material
- *ABS*

Gruppe / Group: KKASB

Kugelkappen (bedingt kratzfest)
Ball caps (limited scratchproof)

KKASB

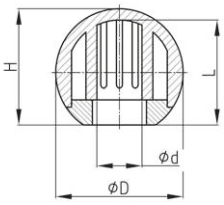

KKASB

Bestellnummer ***Order Number***	**d** ***d*** **mm**	**D** ***D*** **mm**	**H** ***H*** **mm**	**L** ***L*** **mm**
KKASB 20 / 6	6	20	18	15,5
KKASB 20 / 8	8	20	18	15,5
KKASB 20 / 10	10	20	18	15,5
KKASB 25 / 6	6	25	22,5	20
KKASB 25 / 8	8	25	22,5	20

Bestellnummer ***Order Number***	**d** ***d*** **mm**	**D** ***D*** **mm**	**H** ***H*** **mm**	**L** ***L*** **mm**
KKASB 25 / 10	10	25	22,5	20
KKASB 32 / 6	6	32	29	26,5
KKASB 32 / 8	8	32	29	26,5
KKASB 32 / 10	10	32	29	26,5
KKASB 32 / 12	12	32	29	26,5

Bestellnummer ***Order Number***	**d** ***d*** **mm**	**D** ***D*** **mm**	**H** ***H*** **mm**	**L** ***L*** **mm**
KKASB 40 / 5	5	40	37	34,5
KKASB 40 / 6	6	40	37	34,5
KKASB 40 / 8	8	40	37	34,5
KKASB 40 / 10	10	40	37	34,5

Standardfarben
- schwarz

Standard Colours
- *black*

Material
- ABS

Material
- *ABS*

Gruppe / Group: KKASG

Kugelkappen mit Gewinde (bedingt kratzfest)
Ball caps with thread (limited scratchproof)

KKASG

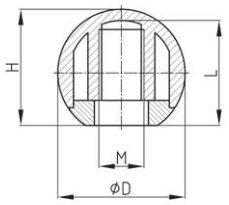

KKASG

Bestellnummer *Order Number*	D *D* mm	H *H* mm	L *L* mm	M *M*
KKASG 20 / M5	20	18	15,5	M5
KKASG 20 / M8	20	18	15,5	M8
KKASG 20 / M10	20	18	15,5	M10
KKASG 25 / M6	25	22,5	20	M6
KKASG 25 / M8	25	22,5	20	M8
KKASG 25 / M10	25	22,5	20	M10
KKASG 32 / M5	32	29	26,5	M5
KKASG 32 / M6	32	29	26,5	M6
KKASG 32 / M8	32	29	26,5	M8
KKASG 32 / M10	32	29	26,5	M10
KKASG 32 / M12	32	29	26,5	M12
KKASG 40 / M6	40	37	34,5	M6
KKASG 40 / M8	40	37	34,5	M8
KKASG 40 / M10	40	37	34,5	M10
KKASG 40 / M12	40	37	34,5	M12

Standardfarben
- schwarz

Material
- ABS

Standard Colours
- *black*

Material
- *ABS*

Gruppe / Group: CS

Kugelkappen
Ball caps

CS

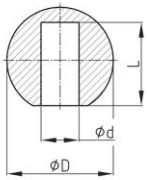

CS

Bestellnummer *Order Number*	d *d* mm	D *D* mm	L *L* mm
CS 10 / 3	3	10	7
CS 10 / 4	4	10	8
CS 14 / 5	5	14	12

Standardfarben
- schwarz

Material
- Weich-PVC (PVC-P)

Standard Colours
- *black*

Material
- *Plasticised PVC (PVC-P)*

Gruppe / Group: KKO

Kugelkappen aus Polypropylen
Ball caps made of polypropylene

Bestellnummer ***Order Number***	**D** ***D*** **mm**	**d** ***d*** **mm**	**H** ***H*** **mm**	**L** ***L*** **mm**
KKO 25/8	25	8	20	12
KKO 25/10	25	10	20	12
KKO 25/12	25	12	20	12
KKO 30/22	30	22	23	12
KKO 50/22	50	22	45	35
KKO 50/25	50	25	45	35

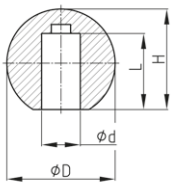

KKO

KKO

Standardfarben
- schwarz

Standard Colours
- *black*

Material
- Polypropylen (PP)

Material
- *Polypropylene (PP)*

Gruppe / Group: K/PVC

Kappen für Rundrohre
Caps for round tubes

K/PVC

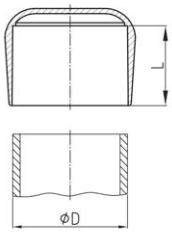

K/PVC

Bestellnummer *Order Number*	D *D* mm	L *L* mm
K 6 PVC	5,8-6,2	10
K 8 PVC	7,9-8,5	11
K 10 PVC	9,8-10,2	13
K 12 PVC	11,8-12,8	15
K 16 PVC	15,5-16,5	22,5
K 18 PVC	17,8-18,8	21
K 19 PVC	18,8-19,4	22
K 20 PVC	19,4-20,8	21,5

Bestellnummer *Order Number*	D *D* mm	L *L* mm
K 21 PVC	20,8-21,5	21,5
K 22 PVC	21,8-23	22
K 24 PVC	24-25	24,5
K 25 PVC	24,5-26	24
K 27 PVC	26,5-28	26
K 28 PVC	27,5-29	25
K 30 PVC	29,5-31,5	26
K 32 PVC	31,5-33,5	26

Bestellnummer *Order Number*	D *D* mm	L *L* mm
K 34 PVC	33-35,5	26
K 35 PVC	34,5-36,5	25
K 38 PVC	37-39	27
K 40 PVC	39-41	28
K 42 PVC	41-43	26
K 43 PVC	42-44,5	26
K 45 PVC	44-46	26
K 48 PVC	47-49,5	27

Bestellnummer *Order Number*	D *D* mm	L *L* mm
K 49 PVC	48,5-51	27
K 54 PVC	53-55	26
K 59 PVC	58-60	26
K 63 PVC	62,5-64	27,5
K 69 PVC	68,5-70	27
K 75 PVC	74,5-76,5	27,5
K 90 PVC	89,5-91	31

Standardfarben
- schwarz RAL 9005
- verkehrsgrau A RAL 7042
- moosgrün RAL 6005

Material
- Weich-PVC (PVC-P), ca. 92 Shore A

Bestellhinweise
- ØD = Außendurchmesser des Rohres, auf das die betreffende Kappe passt

Standard Colours
- *black RAL 9005*
- *traffic grey A RAL 7042*
- *moss green RAL 6005*

Material
- *Plasticised PVC (PVC-P), app. 92 Shore A*

Order informations
- *ØD = outer diameter of the pipe on which the cap in question fits*

Gruppe / Group: K/PE

Kappen für Rundrohre
Caps for round tubes

K/PE

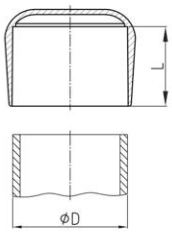

K/PE

Bestellnummer *Order Number*	D *D* mm	L *L* mm
K / PE 6	5,8-6,2	10
K / PE 8	7,9-8,5	11
K / PE 10	9,8-10,2	13
K / PE 12	11,8-12,8	15
K / PE 16	15,2-16,2	22,5

Bestellnummer *Order Number*	D *D* mm	L *L* mm
K / PE 18	17,5-18,8	21
K / PE 20	19,2-21	21,5
K / PE 22	21,5-22,5	22
K / PE 25	24,5-26	24
K / PE 28	27,5-29	25

Bestellnummer *Order Number*	D *D* mm	L *L* mm
K / PE 32	31-33	26
K / PE 34	33-34,5	26
K / PE 38	37-38	27
K / PE 40	38,5-40,5	28
K / PE 42	40,5-42	26

Bestellnummer *Order Number*	D *D* mm	L *L* mm
K / PE 48	47-48,5	27
K / PE 49	48-49,5	27

Gruppe / Group: K/PE

Standardfarben
- schwarz RAL 9005

Material
- Polyethylen (PE)

Bestellhinweise
- ØD = Außendurchmesser des Rohres, auf das die betreffende Kappe passt

Standard Colours
- *black RAL 9005*

Material
- *Polyethylene (PE)*

Order informations
- *ØD = outer diameter of the pipe on which the cap in question fits*

Gruppe / Group: PSP

Kappen für Rundrohre in schwerer Ausführung
Heavy duty caps for round tubes

Bestellnummer *Order Number*	d *d* mm	H *H* mm	L *L* mm
PSP 20	20	10	27
PSP 28	28	9	40
PSP 30	30	8,5	39
PSP 32	32	8,5	40,5
PSP 35	35	11,5	42,5
PSP 38	38	11,5	45,5
PSP 40	40	11	47,5

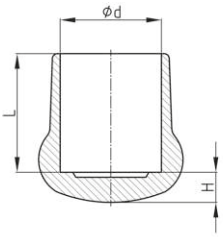

PSP

PSP

Standardfarben
- schwarz

Material
- Weich-PVC (PVC-P)

Standard Colours
- *black*

Material
- *Plasticised PVC (PVC-P)*

Gruppe / Group: EC

Kappen für Rundrohre mit großer Aufstellfläche
Caps for round tubes with enlarged base

EC

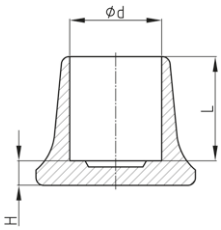

EC

Bestellnummer *Order Number*	d *d* mm	H *H* mm	L *L* mm
EC 6	6	4	16
EC 8	8	5	18
EC 10	10	4	21
EC 12	12	4	23

Bestellnummer *Order Number*	d *d* mm	H *H* mm	L *L* mm
EC 14	14	6	22
EC 16	16	7	22
EC 18	18	7	24
EC 20	20	7	26

Bestellnummer *Order Number*	d *d* mm	H *H* mm	L *L* mm
EC 22	22	8	27
EC 24	24	7	28
EC 26	26	5	32
EC 28	28	7	34

Bestellnummer *Order Number*	d *d* mm	H *H* mm	L *L* mm
EC 30	30	8	36

Standardfarben
- schwarz

Material
- Weich-PVC (PVC-P)

Standard Colours
- *black*

Material
- *Plasticised PVC (PVC-P)*

Gruppe / Group: EL

Lange Kappen mit mindestens 6 mm Boden
Long caps with at least 6 mm base

EL

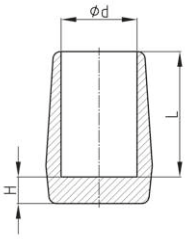

EL

Bestellnummer *Order Number*	d *d* mm	H *H* mm	L *L* mm
EL 10	10	6	22
EL 12	12	7	24
EL 14	14	7	27
EL 16	16	7	29
EL 18	18	7	31
EL 20	20	7	33

Standardfarben
- schwarz

Standard Colours
- *black*

Material
- Weich-PVC (PVC-P)

Material
- *Plasticised PVC (PVC-P)*

Gruppe / Group: EB

Lange Kappen mit mindestens 5 mm Boden
Long caps with at least 5 mm base

EB

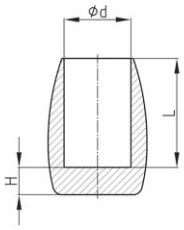

EB

Bestellnummer *Order Number*	d *d* mm	H *H* mm	L *L* mm
EB 6	6	5	14
EB 8	8	5	16
EB 10	10	5	18
EB 12	12	6	20
EB 14	14	7	21
EB 16	16	7	23
EB 18	18	7	24

Standardfarben
- schwarz

Standard Colours
- *black*

Material
- Weich-PVC (PVC-P)

Material
- *Plasticised PVC (PVC-P)*

Gruppe / Group: TKR

Runde glänzende Tauchkappen
Round brilliant diving cap

TKR

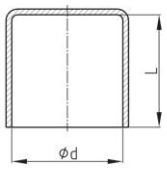

TKR

Bestellnummer *Order Number*	d *d* mm	L *L* mm
TKR 1,5 / 8	1,5	8
TKR 1,8 / 10	1,8	10
TKR 2 / 10	2	10

Bestellnummer *Order Number*	d *d* mm	L *L* mm
TKR 2,5 / 10	2,5	10
TKR 2,8 / 10	2,8	10
TKR 3 / 10	3	10

Bestellnummer *Order Number*	d *d* mm	L *L* mm
TKR 3,5 / 10	3,5	10
TKR 3,7 / 10	3,7	10
TKR 3,8 / 10	3,8	10

Bestellnummer *Order Number*	d *d* mm	L *L* mm
TKR 4 / 10	4	10
TKR 4,5 / 10	4,5	10
TKR 4,7 / 10	4,7	10

Gruppe / Group: TKR

Bestellnummer *Order Number*	d *d* mm	L *L* mm	Bestellnummer *Order Number*	d *d* mm	L *L* mm	Bestellnummer *Order Number*	d *d* mm	L *L* mm	Bestellnummer *Order Number*	d *d* mm	L *L* mm
TKR 5 / 10	5	10	TKR 14,5 / 20	14,5	20	TKR 32 / 35	32	35	TKR 66 / 40	66	40
TKR 5,5 / 10	5,5	10	TKR 15 / 20	15	20	TKR 33 / 35	33	35	TKR 68 / 40	68	40
TKR 6 / 15	6	15	TKR 15,5 / 20	15,5	20	TKR 34 / 35	34	35	TKR 78 / 40	78	40
TKR 6,5 / 15	6,5	15	TKR 16 / 25	16	25	TKR 35 / 35	35	35	TKR 80 / 40	80	40
TKR 7 / 15	7	15	TKR 17 / 25	17	25	TKR 36 / 35	36	35	TKR 84 / 40	84	40
TKR 7,5 / 15	7,5	15	TKR 18 / 25	18	25	TKR 36,5 / 35	36,5	35	TKR 85 / 40	85	40
TKR 8 / 15	8	15	TKR 19 / 25	19	25	TKR 38 / 35	38	35	TKR 90 / 40	90	40
TKR 8,5 / 15	8,5	15	TKR 19/50	19	50	TKR 40 / 40	40	40	TKR 93 / 40	93	40
TKR 9 / 20	9	20	TKR 20 / 25	20	25	TKR 42 / 40	42	40	TKR 99 / 40	99	40
TKR 9,5 / 20	9,5	20	TKR 20 / 32	20	32	TKR 43 / 40	43	40	TKR 100 / 40	100	40
TKR 10 / 20	10	20	TKR 21 / 25	21	25	TKR 48 / 40	48	40	TKR 110 / 40	110	40
TKR 11 / 20	11	20	TKR 22 / 25	22	25	TKR 49 / 40	49	40	TKR 114 / 40	114	40
TKR 11,5 / 20	11,5	20	TKR 23 / 25	23	25	TKR 51 / 40	51	40	TKR 125 / 40	125	40
TKR 12 / 20	12	20	TKR 24 / 25	24	25	TKR 55,5 / 40	55,5	40	TKR 130 / 40	130	40
TKR 12 / 30	12	30	TKR 25 / 30	25	30	TKR 57 / 40	57	40	TKR 133 / 40	133	40
TKR 12,5 / 20	12,5	20	TKR 27 / 30	27	30	TKR 60 / 40	60	40	TKR 140 / 40	140	40
TKR 13 / 20	13	20	TKR 28 / 30	28	30	TKR 62 / 40	62	40	TKR 150 / 40	150	40
TKR 13,5 / 20	13,5	20	TKR 30 / 35	30	35	TKR 64 / 40	64	40			
TKR 14 / 20	14	20	TKR 31 / 35	31	35	TKR 65 / 40	65	40			

Standardfarben
- schwarz
- weiß
- grau
- grün
- blau
- gelb
- rot

Material
- Weich-PVC (PVC-P), ca. 65 Shore A

Bestellhinweise
- Längentoleranz +/- 2 mm

Standard Colours
- *black*
- *white*
- *grey*
- *green*
- *blue*
- *yellow*
- *red*

Material
- *Plasticised PVC (PVC-P), app. 65 Shore A*

Order informations
- *Length tolerance +/- 2 mm*

Gruppe / Group: OK

Kappen für Ovalrohre
Caps for oval tubes

Bestellnummer *Order Number*	a *a* mm	b *b* mm	H *H* mm	L *L* mm
OK 30x15	30	15	3	23
OK 38x20	38	20	5	14

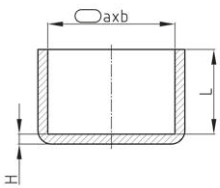

OK

OK

Standardfarben
- schwarz

Material
- Polyethylen (PE)

Standard Colours
- *black*

Material
- *Polyethylene (PE)*

Gruppe / Group: PSPO

Kappen für Flachovalrohre in schwerer Ausführung
Heavy duty caps for flatoval tubes

PSPO

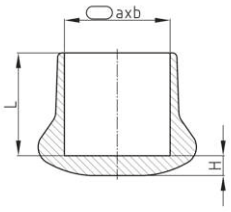

PSPO

Bestellnummer *Order Number*	a *a* mm	b *b* mm	L *L* mm	H *H* mm
PSPO 40x20	40	20	34	7
PSPO 50x25	50	25	43	7

Standardfarben
- schwarz

Material
- Weich-PVC (PVC-P)

Standard Colours
- *black*

Material
- *Plasticised PVC (PVC-P)*

Gruppe / Group: TKV

Rechteckige glänzende Tauchkappen
Rectangular brilliant diving cap

TKV

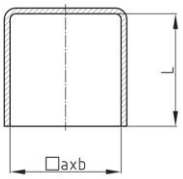

TKV

Bestellnummer *Order Number*	a *a* mm	b *b* mm	L *L* mm
TKV 8/2/15	8	2	15
TKV 8/4/15	8	4	15
TKV 10/1,5/15	10	1,5	15
TKV 10/3/15	10	3	15
TKV 10/8/25	10	8	25
TKV 10/10/25	10	10	25
TKV 12/4/15	12	4	15
TKV 12/6/25	12	6	25
TKV 12/12/30	12	12	30
TKV 13/2,5/20	13	2,5	20
TKV 13/5/15	13	5	15
TKV 14/8/25	14	8	25
TKV 15/1,5/15	15	1,5	15
TKV 15/3/20	15	3	20
TKV 15/6/25	15	6	25
TKV 15/8/25	15	8	25
TKV 15/15/25	15	15	25
TKV 16/2/20	16	2	20
TKV 18/3/20	18	3	20
TKV 18/18/30	18	18	30
TKV 19/2/20	19	2	20
TKV 19/8/25	19	8	25
TKV 20/2/20	20	2	20
TKV 20/3/25	20	3	25
TKV 20/4/25	20	4	25

Bestellnummer *Order Number*	a *a* mm	b *b* mm	L *L* mm
TKV 20/5/20	20	5	20
TKV 20/6/25	20	6	25
TKV 20/8/25	20	8	25
TKV 20/10/25	20	10	25
TKV 20/20/30	20	20	30
TKV 23/4/25	23	4	25
TKV 24/2/20	24	2	20
TKV 25/3/25	25	3	25
TKV 25/5/25	25	5	25
TKV 25/8/25	25	8	25
TKV 25/10/25	25	10	25
TKV 25/15/25	25	15	25
TKV 25/25/30	25	25	30
TKV 28/4/25	28	4	25
TKV 29/5/25	29	5	25
TKV 30/2/20	30	2	20
TKV 30/3/25	30	3	20
TKV 30/4/25	30	4	25
TKV 30/5/25	30	5	25
TKV 30/8/25	30	8	25
TKV 30/10/30	30	10	30
TKV 30/12/30	30	12	30
TKV 30/15/30	30	15	30
TKV 30/20/30	30	20	30
TKV 30/25/30	30	25	30

Bestellnummer *Order Number*	a *a* mm	b *b* mm	L *L* mm
TKV 30/30/40	30	30	40
TKV 34/2/20	34	2	20
TKV 34/34/40	34	34	40
TKV 35/8/25	35	8	25
TKV 35/10/30	35	10	30
TKV 35/25/30	35	25	30
TKV 35/35/40	35	35	40
TKV 38/3/25	38	3	25
TKV 40/3/25	40	3	25
TKV 40/4/25	40	4	25
TKV 40/8/25	40	8	25
TKV 40/10/30	40	10	30
TKV 40/15/30	40	15	30
TKV 40/20/30	40	20	30
TKV 40/25/30	40	25	30
TKV 40/25/50	40	25	50
TKV 40/30/40	40	30	40
TKV 40/40/40	40	40	40
TKV 45/8/25	45	8	25
TKV 45/24/30	45	24	30
TKV 45/30/40	45	30	40
TKV 45/45/40	45	45	40
TKV 50/5/25	50	5	25
TKV 50/10/30	50	10	30
TKV 50/12/30	50	12	30

Bestellnummer *Order Number*	a *a* mm	b *b* mm	L *L* mm
TKV 50/20/20	50	20	20
TKV 50/20/30	50	20	30
TKV 50/25/30	50	25	30
TKV 50/30/40	50	30	40
TKV 50/40/40	50	40	40
TKV 50/50/40	50	50	40
TKV 55/12/30	55	12	30
TKV 55/35/40	55	35	40
TKV 60/5/25	60	5	25
TKV 60/10/30	60	10	30
TKV 60/15/30	60	15	30
TKV 60/30/40	60	30	40
TKV 60/40/40	60	40	40
TKV 60/60/40	60	60	40
TKV 65/65/40	65	65	40
TKV 70/40/40	70	40	40
TKV 76/2/20	76	2	20
TKV 80/80/40	80	80	40
TKV 90/50/40	90	50	40
TKV 100/50/40	100	50	40
TKV 100/60/40	100	60	40
TKV 100/100/40	100	100	40

Standardfarben
- schwarz
- weiß
- grau
- grün
- blau
- gelb
- rot

Material
- Weich-PVC (PVC-P), ca. 65 Shore A

Bestellhinweise
- Längentoleranz +/- 2 mm

Standard Colours
- *black*
- *white*
- *grey*
- *green*
- *blue*
- *yellow*
- *red*

Material
- *Plasticised PVC (PVC-P), app. 65 Shore A*

Order informations
- *Length tolerance +/- 2 mm*

Gruppe / Group: VKPE

Kappen für Vierkantrohre
Caps for rectangular tubes

VKPE

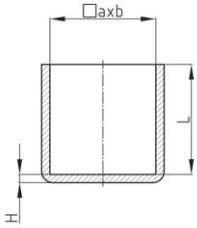

VKPE

Bestellnummer *Order Number*	a *a* mm	b *b* mm	H *H* mm	L *L* mm
VK/PE 20	20	20	2	24
VK/PE 25	25	25	2	23
VK/PE 30	30	30	2	23
VK/PE 40	40	40	3	28
VK/PE 50	50	50	2	28
VK/PE 30x15	30	15	2	22
VK/PE 40x20	40	20	2	8

Standardfarben
- schwarz

Standard Colours
- *black*

Material
- Polyethylen (PE)

Material
- *Polyethylene (PE)*

Bestellhinweise
- „+“ = abweichende Standardfarben möglich

Order informations
- *„+“ = differing standard colours possible*

Gruppe / Group: LSE

Schutzecken (Transportschutzecken, Stülpecken, Eckenschutzkappen)
Edge protection caps

LSE

LSE

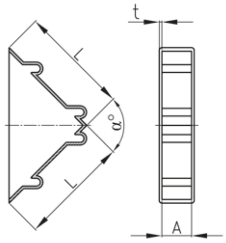

LSE

Bestellnummer *Order Number*	α *α* °	A *A* mm	L *L* mm	t *t* mm
LSE 2	90	2-3	50	1
LSE 3 / 30	90	3-4	30	1
LSE 3	90	3-4	50	1
LSE 4	90	4-5	50	1
LSE 5	90	5-6	50	1
LSE 7	90	7-8	50	1

Bestellnummer *Order Number*	α *α* °	A *A* mm	L *L* mm	t *t* mm
LSE 9	90	9-10	50	1
LSE 11	90	11-12	50	1
LSE 15	90	15-16	50	1
LSE 19	90	19-20	50	1
LSE 21	90	21-22	50	1
LSE 25	90	25-26	50	1

Bestellnummer *Order Number*	α *α* °	A *A* mm	L *L* mm	t *t* mm
LSE 28,5	90	28,5-30	50	1
LSE 32	90	32-33	50	1
LSE 39	90	39-40	50	1
LSE 49	90	49-50	50	1

Standardfarben
- schwarz

Material
- Polyethylen (PE)

Standard Colours
- *black*

Material
- *Polyethylene (PE)*

Gruppe / Group: RSK

Rohrschutzkappen ("+" = abweichende Standardfarben)
Tube protection caps ("+" = deviant standard colours)

RSK

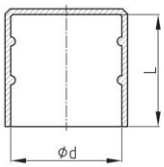

RSK

Bestellnummer *Order Number*	d *d* mm	L *L* mm
RSK 4x18,8	4	18,8
RSK 5x18	5	18
RSK 6x18	6	18
RSK 6,35x18,5	6,35	18,5
RSK 7x18,5	7	18,5
RSK 8x19	8	19
RSK 9,6x18,8	9,6	18,8
RSK 10x18	10	18
RSK 11x19	11	19
RSK 11,5x19,7	11,5	19,7
RSK 12x19,5	12	19,5
RSK 12,7x19,9	12,7	19,9

Bestellnummer *Order Number*	d *d* mm	L *L* mm
RSK 13x19	13	19
RSK 13,7x19,9	13,7	19,9
RSK 14x16,7	14	16,7
RSK 15x18	15	18
RSK 15,5x16	15,5	16
RSK 16x16	16	16
RSK 17,2x18	17,2	18
RSK 18x18	18	18
RSK 18,5x18	18,5	18
RSK 19x18	19	18
RSK 20x20	20	20
RSK 21,3x20,8	21,3	20,8

Bestellnummer *Order Number*	d *d* mm	L *L* mm
RSK 22x20	22	20
RSK 23,2x20	23,2	20
RSK 24x20	24	20
RSK 25,4/24,8 x 21	25,4	21
RSK 26x20	26	20
RSK 26,9x25	26,9	25
RSK 28,5x25	28,5	25
RSK 29x25	29	25
RSK 30x25	30	25
RSK 31,8x19	31,8	19
RSK 33,7x19	33,7	19
RSK 35x25	35	25

Fortsetzung nächste Seite / *Continue next page*

Gruppe / Group: RSK - siehe Vorseite / look at page before

Bestellnummer *Order Number*	d *d* mm	L *L* mm	Bestellnummer *Order Number*	d *d* mm	L *L* mm	Bestellnummer *Order Number*	d *d* mm	L *L* mm
RSK 36,5x20	36,5	20	RSK 106x41	106	41	RSK 267x43	267	43
RSK 38x20	38	20	RSK 108x38	108	38	RSK 273x51,6	273	51,6
RSK 40x25	40	25	RSK 110x38	110	38	RSK 280x61	280	61
RSK 41,3x19,5	41,3	19,5	RSK 114,3x38	114,3	38	RSK 315x50	315	50
RSK 42,4x25	42,4	25	RSK 120x39	120	39	+ RSK 323,9x46,5	323,9	46,5
RSK 44,5x21,2	44,5	21,2	RSK117,5/116,3 x 41,5	117,5	41,5	+ RSK 355,6x54	355,6	54
RSK 45,4x21,2	45,4	21,2	RSK 121x38	121	38	RSK 366x54	366	54
RSK 47,5x25	47,5	25	RSK 125x37,5	125	37,5	RSK 400x65	400	65
RSK 48,3x28	48,3	28	RSK 127x35	127	35	+ RSK 406,4x61,5	406,4	61,5
RSK 51x27,5	51	27,5	RSK 130x40	130	40	RSK 419x58	419	58
RSK 52x30	52	30	RSK 133x40	133	40	RSK 450x65	450	65
RSK 52,8x29	52,8	29	RSK 136x40	136	40	RSK 457,2x63	457,2	63
RSK 54x30	54	30	RSK 138x32,5	138	32,5	+ RSK 508x65	508	65
RSK 55x29	55	29	RSK 139,7x38,5	139,7	38,5	+ RSK 558,8x76	558,8	76
RSK 57x29	57	29	RSK 141,3x38,5	141,3	38,5	+ RSK 609,6x60	609,6	60
RSK 60,3x27	60,3	27	RSK 146x40	146	40	+ RSK 660,4x105	660,4	105
RSK 63,5x27	63,5	27	RSK 148x37,5	148	37,55	+ RSK 711,2x117,5	711,2	117,5
RSK 65x28	65	28	RSK 152,4x37,5	152,4	37,5	+ RSK 762x117,5	762	117,5
RSK 67x34	67	34	RSK 156x40	156	40	+ RSK 812,8x120	812,8	120
RSK 70x34,5	70	34,5	RSK 160x49,5	160	49,5	+ RSK 863,6x170	863,6	170
RSK 73x29	73	29	RSK 165x40	165	40	+ RSK 914,4x115	914,4	115
RSK 75x28	75	28	RSK 168,3x38,5	168,3	38,5	+ RSK 965,2x120	965,2	120
RSK 77x30	77	30	RSK 170x45	170	45	+ RSK 1016x180	1016	180
RSK 78x30	78	30	RSK177,8/176 x 42	177,8	42	+ RSK 1066,8x185	1066,8	185
RSK 80x30	80	30	RSK 180x48,5	180	48,5	+ RSK 1117,6x185	1117,6	185
RSK 82x30	82	30	RSK 185x40	185	40	+ RSK 1219,2x200	1219,2	200
RSK 83x30	83	30	RSK 190x42	190	42	+ RSK 1320,8x150	1320,8	150
RSK 85x30,5	85	30,5	RSK 193,7x42	193,7	42	+ RSK 1422,4x215	1422,4	215
RSK 88,9x34	88,9	34	RSK 200x50	200	50	+ RSK 1524x220	1524	220
RSK 90x30	90	30	RSK 210x40	210	40	+ RSK 1625,6x230	1625,6	230
RSK 92,4x28	92,4	28	RSK 219,1x43	219,1	43	+ RSK 1828,8x200	1828,8	200
RSK 95x37,5	95	37,5	RSK 225x39	225	39	+ RSK 1930,4x200	1930,4	200
RSK 98x30	98	30	RSK 232x40	232	40	+ RSK 1981,2x200	1981,2	200
RSK 100x31	100	31	RSK 242x50	242	50	+ RSK 2032x200	2032	200
RSK 101,6x29,5	101,6	29,5	RSK 245x50	245	50	+ RSK 2133,6x200	2133,6	200
RSK 103x41	103	41	RSK 250x48	250	48	RSK 2590,8x200	2590,8	200

Standardfarben
- natur

Material
- Polyethylen (PE)

Bestellhinweise
- „+“ = abweichende Standardfarbe schwarz

Standard Colours
- *uncoloured*

Material
- *Polyethylene (PE)*

Order informations
- *„+“ = deviant standard colour black*

Gruppe / Group: LSK

Lange Schutzkappen
Long protection caps

LSK-LSKK

LSKS

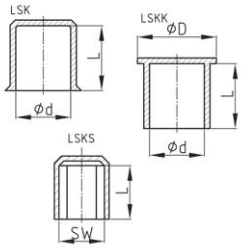

LSK

Bestellnummer *Order Number*	d *d* mm	D *D* mm	L *L* mm	M *M*	SW *WAF* mm
LSKK 8x18,5	8	14	18,5	M8	-
LSKK 10x24	10	14	24	M10	-
LSKK 12 x 24	12	17	24	M12	-
LSKK 14x29	14	17,5	29	M14	-
LSK 15x47	15	-	47	-	-
LSK 16x40	16	-	40	M16	-
LSK 18x38	18	-	38	M18	-

Bestellnummer *Order Number*	d *d* mm	D *D* mm	L *L* mm	M *M*	SW *WAF* mm
LSK 19x37	19	-	37	-	-
LSK 20x42	20	-	42	M20	-
LSK 21,5x47	21,5	-	47	M22	-
LSK 22x45	22	-	45	M22	-
LSKS 22x71	-	-	71	-	22
LSK 24x30	24	-	30	-	-
LSK 28x30	28	-	30	-	-

Bestellnummer *Order Number*	d *d* mm	D *D* mm	L *L* mm	M *M*	SW *WAF* mm
LSK 30x54	30	-	54	-	-
LSKS 32x50	-	-	50	-	32
LSK 34x30	34	-	30	-	-
LSK 40x58	40	-	58	-	-
LSK 47,5x64	47,5	-	64	-	-

Standardfarben
- schwarz

Material
- Polyethylen (PE)

Standard Colours
- *black*

Material
- *Polyethylene (PE)*

Gruppe / Group: SKS

Runde Schutzkappen mit Innensechskant für Muttern und Schraubenköpfe aus Polyethylen
Round bolt and nut protection caps with interal hexagon made of polyethylene

SKS

SKS

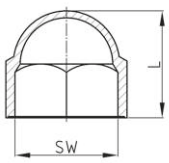

SKS

Bestellnummer *Order Number*	L *L* mm	M *M*	SW *WAF* mm
SKS 7 / M4	8	M4	7
SKS 8 / M5	10	M5	8
SKS 10 / M6	12,5	M6	10
SKS 13 / M8	15	M8	13
SKS 16 / M10	19,5	M10	16

Bestellnummer *Order Number*	L *L* mm	M *M*	SW *WAF* mm
SKS 17 / M10	19,5	M10	17
SKS 18 / M12	20,5	M12	18
SKS 19 / M12	20,5	M12	19
SKS 22 / M14	24	M14	22
SKS 24 / M16	26	M16	24

Bestellnummer *Order Number*	L *L* mm	M *M*	SW *WAF* mm
+ SKS 27 / M18	30	M18	27
SKS 30 / M20	32,5	M20	30
+ SKS 32 / M22	36	M22	32
SKS 36 / M24	39	M24	36
SKS 46 / M30	50	M30	46

Standardfarben
- schwarz
- weiß

Standard Colours
- *black*
- *white*

Fortsetzung nächste Seite / *Continue next page*

Gruppe / Group: SKS - siehe Vorseite / look at page before

Material
- Polyethylen (PE)

Material
- *Polyethylene (PE)*

Bestellhinweise
- „+“ = abweichende Standardfarben möglich

Order informations
- *„+“ = differing standard colours possible*

Gruppe / Group: SKSF

Sechskantschutzkappen für Muttern und Sechskantschrauben
Hexagonal protection caps for nuts and hexagonal screw heads



SKSF

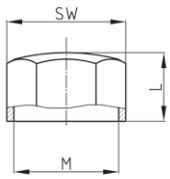

SKSF

Bestellnummer *Order Number*	L *L* mm	für M *for WAF*	SW *WAF* mm
SKSF 10/M6	10	M6	10
SKSF 13/M8	13	M8	13
SKSF 17/M10	17,5	M10	17

Standardfarben
- schwarz

Standard Colours
- *black*

Material
- Polyethylen (PE)

Material
- *Polyethylene (PE)*

Gruppe / Group: SAB

Robuste runde Schraubenschutzabdeckungen (Klips-Kapseln für Muttern und Schraubenköpfe) aus Polypropylen
Robust round screw protection cover caps (clip-capsules for nuts and screw heads) made of Polypropylene

SAB

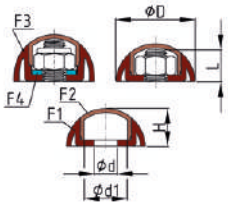

SAB (Fig. F1-F4)

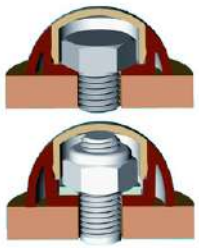

SAB (F1/F2 - F3/F2)



SAB

Bestellnummer *Order Number*	d *d* mm	d1 *d1* mm	D *D* mm	H *H* mm	L *L* mm
SAB / M6 F1	6,3	13,5	25	12	9,5
SAB / M6 F2	6,3	13,5	25	-	-
SAB / M8 F1	8,3	17	32	14	11,5
SAB / M8 F2	8,3	17	32	-	-

Bestellnummer *Order Number*	d *d* mm	d1 *d1* mm	D *D* mm	H *H* mm	L *L* mm
SAB / M10 F1	10,3	21,4	38	17	14
SAB / M10 F2	10,3	21,4	38	-	-
SAB / M10 F3	10,3	21,4	38	21	18
SAB / M12 F1	12,4	23,6	43	20,5	16,5

Bestellnummer *Order Number*	d *d* mm	d1 *d1* mm	D *D* mm	H *H* mm	L *L* mm
SAB / M12 F2	12,4	23,6	-	-	-
SAB / M12 F3	12,4	23,6	44	25,5	22

Standardfarben
- schwarz
- weiß

Standard Colours
- *black*
- *white*

Material
- Polypropylen (PP)

Material
- *Polypropylene (PP)*

Bedienelemente

Control hardware

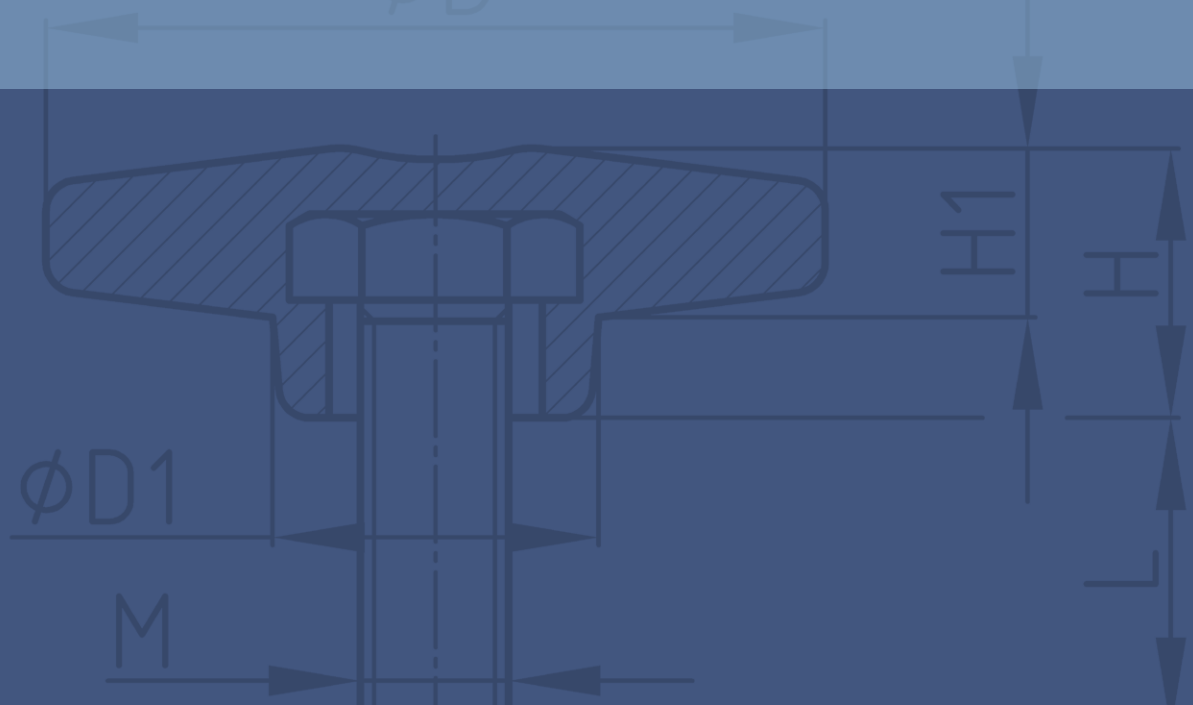

Gruppe / Group: 73

Sterngriffe mit Gewindebolzen (umspritzt)
Star knobs with threaded bolt (thread overmoulded)

73

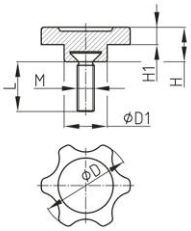

73

Bestellnummer *Order Number*	D *D* mm	D1 *D1* mm	H *H* mm	H1 *H1* mm	L *L* mm	M *M*
73-M 4x 10 F	23	12,5	13	6	4	M4
73-M 4x 10	23	12,5	13	6	7	M4
73-M 4x 12	23	12,5	13	6,5	9	M4
73-M 4x 16	23	12,5	13	6,5	13	M4
73-M 4x 20	23	12,5	13	6,5	17	M4
73-M 5x 12	23	12,5	13	6,5	9	M5
73-M 5x 16	23	12,5	13	6,5	13	M5
73-M 5x 20	23	12,5	13	6,5	17	M5
73-M 6x 12	23	12,5	13	6	9	M6
73-M 6x 16	23	12,5	13	6	13	M6
73-M 6x 20	23	12,5	13	6	17	M6

Standardfarben
- schwarz

Material
- Grundkörper: Polyamid (PA)
- Gewinde: Stahl verzinkt

Standard Colours
- *black*

Material
- *Base body: Polyamide (PA)*
- *Thread: zinc-plated steel*

Gruppe / Group: 75

Sterngriffe mit Gewindebolzen (umspritzt)
Star knobs with threaded bolt (overmoulded)

75

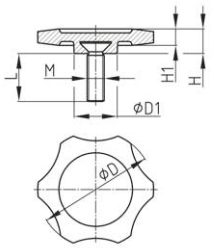

75

Bestellnummer *Order Number*	D *D* mm	D1 *D1* mm	H *H* mm	H1 *H1* mm	L *L* mm	M *M*
75-M 5x 12	34	11	8,5	6	9	M5
75-M 5x 16	34	11	8,5	6	13	M5
75-M 5x 20	34	11	8,5	6	17	M5
75-M 5x 25	34	11	8,5	6	22	M5
75-M 5x 30	34	11	8,5	6	27	M5
75-M 5x 40	34	11	8,5	6	37	M5
75-M 5x 50	34	11	8,5	6	47	M5
75-M 6x 12	34	12	8,5	6	9	M6
75-M 6x 16	34	12	8,5	6	13	M6
75-M 6x 20	34	12	8,5	6	17	M6
75-M 6x 25	34	12	8,5	6	22	M6
75-M 6x 30	34	12	8,5	6	27	M6
75-M 6x 40	34	12	8,5	6	37	M6
75-M 6x 50	34	12	8,5	6	47	M6
75-M 8x 16	34	18	8,5	6	12	M8
75-M 8x 20	34	18	8,5	6	16	M8
75-M 8x 25	34	18	8,5	6	21	M8
75-M 8x 30	34	18	8,5	6	26	M8
75-M 8x 40	34	18	8,5	6	36	M8
75-M 8x 50	34	18	8,5	6	46	M8

Standardfarben
- schwarz

Material
- Grundkörper: Polyamid (PA)
- Gewinde: Stahl verzinkt

Standard Colours
- *black*

Material
- *Base body: Polyamide (PA)*
- *Thread: zinc-plated steel*

Gruppe / Group: 76

Sterngriffe mit Gewindebuchse (umspritzt)
Star knobs with threaded bush (overmoulded)

Bestellnummer *Order Number*	D *D* mm	D1 *D1* mm	H *H* mm	H1 *H1* mm	L *L* mm	M *M*
76-11 M5	34	11	14,5	6	10	M5
76-11 M6	34	11	14,5	6	10	M6
76-18 M5	34	18	14,5	6,5	10	M5
76-18 M6	34	18	14,5	6	10	M6
76-18 M8	34	18	14,5	6	11	M8

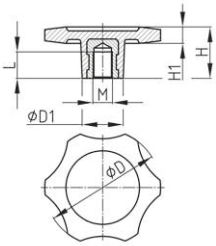

76

76

Standardfarben
- schwarz

Standard Colours
- *black*

Material
- Grundkörper: Polyamid (PA)
- Gewinde: Messing

Material
- *Base body: Polyamide (PA)*
- *Thread: Brass*

Gruppe / Group: VGF

Sterngriffe mit Gewindebolzen (umspritzt)
Star knobs with threaded bolt (overmoulded)

Bestellnummer *Order Number*	D *D* mm	D1 *D1* mm	H *H* mm	H1 *H1* mm	L *L* mm	M *M*
VGF 30 / M6x12	30	13,5	18,5	9,5	12	M6
VGF 30 / M6x17	30	13,5	18,5	9,5	17	M6
VGF 30 / M6x22	30	13,5	18,5	9,5	22	M6
VGF 30 / M8x20	30	13,5	18,5	10	20	M8
VGF 40 / M8x20	40	16	18,5	11	20	M8
VGF 40 / M10x20	40	16	18,5	11	20	M10
VGF 50 / M10x20	50	18	23,5	13,5	20	M10
VGF 50 / M10x25	50	18	23,5	13,5	25	M10
VGF 50 / M10x30	50	18	23,5	13,5	30	M10
VGF 60 / M10x20	60	18	24	14	20	M10
VGF 60 / M10x25	60	18	24	14	25	M10
VGF 60 / M10x30	60	18	24	14	30	M10

VGF

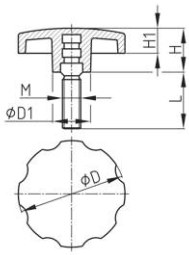

VGF

Standardfarben
- schwarz

Standard Colours
- *black*

Material
- Grundkörper: Polystyrol (PS), schlagfest (SB)
- Gewinde: Stahl verzinkt

Material
- *Base body: Polystyrene (PS), impact resistant*
- *Thread: zinc-plated steel*

Gruppe / Group: VCF

Sterngriffe mit Gewindebuchse (umspritzt)
Star knobs with threaded bush (overmoulded)

VCF

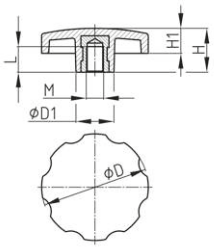

VCF

Bestellnummer *Order Number*	D *D* mm	D1 *D1* mm	H *H* mm	H1 *H1* mm	L *L* mm	M *M*
VCF 30 / M6x14	30	13,5	18	11	14	M6
VCF 30 / M8x14	30	13,5	18	9,5	14	M8
VCF 40 / M6x14	40	16	17,5	11	14	M6
VCF 40 / M8x14	40	16	17,5	11	14	M8
VCF 40 / M8x20	40	16	26	11	20	M8
VCF 50 / M8x14	50	18	23,5	13	14	M8
VCF 50 / M10x16	50	18	23,5	13,5	16	M10
VCF 60 / M8x18	60	18	24	13	18	M8
VCF 60 / M10x18	60	18	24	13,5	18	M10

Standardfarben
- schwarz

Material
- Grundkörper: Polystyrol (PS), schlagfest (SB)
- Gewinde: Stahl verzinkt

Standard Colours
- *black*

Material
- *Base body: Polystyrene (PS), impact resistant*
- *Thread: zinc-plated steel*

Gruppe / Group: STG1A

Blank polierte Sterngriffe (Duroplast) mit Gewindebolzen (umspritzt)
Bright polished star knobs (thermosetting plastics) with threaded bolt (overmoulded)

STG1A

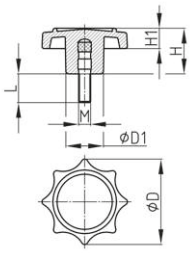

STG1A

D *D* mm	D1 *D1* mm	H *H* mm	H1 *H1* mm	M *M*	10 mm	15 mm	20 mm	25 mm	30 mm	35 mm	40 mm	45 mm	50 mm	55 mm	60 mm	70 mm
40	18	26	10,8	M8	•	•	•	•	•	•	•	•	•			
50	20,5	28,5	12	M10	•	•	•	•	•	•	•	•	•	•	•	
60	23	36	14	M12	•		•		•		•		•		•	•

Bestellbeispiel: Gruppe + D + M + Gewindelänge —> STG1A 40 M8x40
Ordering example: *Group + D + M + Thread Length —> STG1A 40 M8x40*

Standardfarben
- schwarz

Material
- Grundkörper: Duroplast FS 31
- Gewinde: Stahl verzinkt

Standard Colours
- *black*

Material
- *Base body: Thermosetting plastic FS 31*
- *Thread: zinc-plated steel*

Gruppe / Group: STG1B

Blank polierte Sterngriffe (Duroplast) mit Gewindebuchse (umspritzt)
Bright polished star knobs (thermosetting plastics) with threaded bush (overmoulded)

Bestellnummer *Order Number*	D *D* mm	D1 *D1* mm	H *H* mm	H1 ca. *H1 ca.* mm	L min. *L min.* mm	M *M*
STG1B 40 M6 St	40	18	26	11	9	M6
STG1B 40 M8 St	40	18	26	11	12	M8
STG1B 50 M8 St	50	20,5	28,5	13	12	M8
STG1B 50 M10 St	50	20,5	28,5	13	15	M10
STG1B 60 M10 St	60	23	36	14	15	M10
STG1B 60 M12 St	60	23	36	14	18	M12

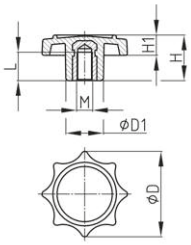

STG1B

STG1B

Standardfarben
- schwarz

Standard Colours
- *black*

Material
- Grundkörper: Duroplast FS 31
- Gewinde: Stahl verzinkt

Material
- *Base body: Thermosetting plastic FS 31*
- *Thread: zinc-plated steel*

Gruppe / Group: STG2A

Blank polierte Sterngriffe (DIN 6336 L/Duroplast) mit Gewindebolzen (umspritzt)
Bright polished star knobs (DIN 6336 L/thermosetting plastics) with threaded bolt (overmoulded)

STG2A

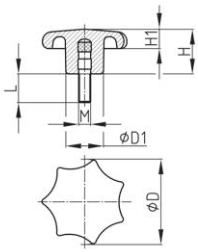

STG2A

D *D* mm	D1 ca. *D1 ca.* mm	H ca. *H ca.* mm	H1 ca. *H1 ca.* mm	M *M*	15 mm	20 mm	25 mm	30 mm	35 mm	40 mm	45 mm	50 mm	55 mm	60 mm	70 mm	75 mm	80 mm	85 mm	90 mm	100 mm
20	10	17	7	M4		•														
20	10	13	6	M4				•												
25	12	16	8	M5	•	•	•	•		•		•		•						
25	12	16	8	M6	•	•	•	•												
32	14	20	10	M6	•	•	•	•	•	•	•	•	•	•	•		•			
32	14	20	10	M8	•	•	•	•	•	•										
40	18	25	13	M6	•			•	•											
40	18	25	13	M8					•	•			•		•		•			
40	16	25	13	M6		•	•			•										
40	16	25	13	M8	•	•	•	•			•	•		•						
40	16	25	13	M10	•	•	•	•	•	•										
50	21	32	16	M8	•	•	•	•				•								
50	21	32	16	M10	•	•	•	•		•		•								
50	22	32	17	M8					•	•					•		•		•	•
50	22	32	17	M10													•		•	•
50	22	32	17	M12		•		•		•		•								
63	26	40	21	M8	•	•	•	•	•	•				•	•		•		•	•
63	26	40	21	M10			•				•						•	•	•	•
63	26	40	21	M12		•						•			•	•	•		•	•
63	23	40	21	M10		•		•	•	•		•		•	•					
63	23	40	21	M12				•	•	•				•						
80	35	50	25	M12	•	•		•				•		•	•		•			
80	35	50	25	M16		•		•		•		•		•	•		•			
80	34	48	23	M12						•										

Fortsetzung nächste Seite / *Continue next page*

Gruppe / Group: STG2A - siehe Vorseite / look at page before

Bestellbeispiel: Gruppe + D + M + Gewindelänge —> STG2A 40 M10 x 30
Ordering example: *Group + D + M + Thread Length —> STG2A 40 M10x 30*

Standardfarben
- schwarz

Material
- Grundkörper: Duroplast FS 31
- Gewinde: Stahl verzinkt

Standard Colours
- *black*

Material
- *Base body: Thermosetting plastic FS 31*
- *Thread: zinc-plated steel*

Gruppe / Group: STG2B

Blank polierte Sterngriffe (DIN 6336 K/Duroplast) mit Gewindebuchse (umspritzt)
Bright polished star knobs (DIN 6336 K/thermosetting plastics) with threaded bush (overmoulded)

STG2B

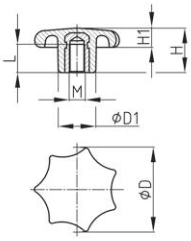

STG2B

Bestellnummer *Order Number*	D *D* mm	D1 *D1* mm	H *H* mm	H1 *H1* mm	L *L* mm	M *M*
STG2B 20 M4 MS	20	10	13	6	8	M4
STG2B 25 M4 MS	25	12	16	7,5	9,5	M4
STG2B 25 M5 St	25	12	16	7,5	9,5	M5
STG2B 32 M4 MS	32	14	20	10	10,5	M4
STG2B 32 M5 St	32	14	20	10,2	10,5	M5
STG2B 32 M6 St	32	14	20	10,2	12	M6
STG2B 40 M5 St	40	18	25	12,5	12	M5
STG2B 40 M6 St	40	18	25	12,5	13,5	M6
STG2B 40 M8 St	40	18	25	12,5	14	M8
STG2B 40 M10 St	40	18	25	12,5	16	M10
STG2B 50 M5 St	50	22	33	15	13,5	M5

Bestellnummer *Order Number*	D *D* mm	D1 *D1* mm	H *H* mm	H1 *H1* mm	L *L* mm	M *M*
STG2B 50 M6 St	50	22	33	15	13,5	M6
STG2B 50 M8 St	50	22	33	15	16	M8
STG2B 50 M10 St	50	22	33	15	18	M10
STG2B 50 M12 St	50	22	33	15	18	M12
STG2B 63 M8 St	63	26	41	19	16	M8
STG2B 63 M10 St	63	26	41	19	21	M10
STG2B 63 M12 St	63	26	41	19	22	M12
STG2B 80 M8 St	80	35	51	23	16	M8
STG2B 80 M10 St	80	35	51	23	30	M10
STG2B 80 M12 St	80	35	51	23	30	M12
STG2B 80 M16 St	80	35	51	23	30	M16

Standardfarben
- schwarz

Material
- Grundkörper: Duroplast FS 31
- Gewinde: Stahl verzinkt

Bestellhinweise
- St = Gewindebuchse aus verzinktem Stahl
  MS = Gewindebuchse aus Messing

Standard Colours
- *black*

Material
- *Base body: Thermosetting plastic FS 31*
- *Thread: zinc-plated steel*

Order informations
- *St = threaded bush made of zinc-plated steel*
  MS = threaded bush made of brass

Gruppe / Group: STGS

Sterngriffe mit Gewindebolzen (umspritzt)
Star knobs with threaded bolt (overmoulded)

STGS

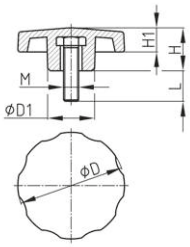

STGS

D *D* mm	D1 *D1* mm	H *H* mm	H1 *H1* mm	M *M*	10 mm	12 mm	15 mm	20 mm	25 mm	30 mm	35 mm	40 mm	45 mm	50 mm	55 mm	60 mm	65 mm	70 mm	80 mm	100 mm	120 mm
30	15	15,5	9,5	M5	•		•	•	•	•											
30	15	15,5	9,5	M6	•		•	•	•	•		•	•	•			•	•			
40	20	20,5	12,5	M6	•		•	•		•	•	•	•	•		•					
40	20	20,5	12	M8	•	•	•	•	•	•	•	•		•		•					
40	20	21	12	M10			•	•		•		•		•		•		•	•		
50	20	20	11,5	M8	•	•	•	•	•	•	•	•		•		•		•			
50	20	21,5	11,5	M10			•				•				•			•		•	
50	20	21,5	12,5	M12					•		•										•
50	20	22	11,5	M10				•		•		•		•		•					
50	20	23	12,5	M12				•		•		•		•		•		•			

Bestellbeispiel: Gruppe + D + M + Gewindelänge —> STGS 40 M6x40
Ordering example: *Group + D + M + Thread Length —> STGS 40 M6x40*

Standardfarben
- schwarz

Material
- Grundkörper: Polyamid 6 (PA 6)
- Gewinde: Stahl verzinkt

Standard Colours
- *black*

Material
- *Base body: Polyamide (PA 6)*
- *Thread: zinc-plated steel*

Gruppe / Group: STGM

Sterngriffe mit Gewindebuchse (umspritzt)
Star knobs with threaded bush (overmoulded)

Bestellnummer *Order Number*	D *D* mm	D1 *D1* mm	H *H* mm	H1 *H1* mm	L *L* mm	M *M*
STGM 30 M 5	30	15	15,3	10	9	M5
STGM 30 M 6	30	15	15,3	10	9	M6
STGM 40 M 6	40	20	21	12,5	9	M6
STGM 40 M 8	40	20	21	12,5	12	M8
STGM 40 M 10	40	20	21	12,5	15	M10
STGM 50 M 6	50	20	18	12	9	M6
STGM 50 M 8	50	20	20	12	12	M8
STGM 50 M 10	50	20	22	12	15	M10

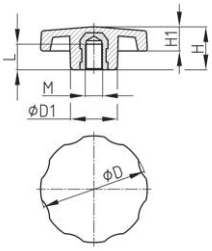

STGM

STGM

Standardfarben
- schwarz

Material
- Grundkörper: Polyamid 6 (PA 6)
- Gewinde: Messing

Standard Colours
- *black*

Material
- *Base body: Polyamide (PA 6)*
- *Thread: Brass*

Gruppe / Group: STG3A

Sterngriffe mit Gewindebolzen
Star knobs with threaded bolt

STG3A

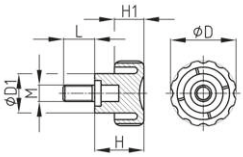

STG3A

D *D* mm	D1 *D1* mm	H *H* mm	H1 *H1* mm	M *M*	10 mm	15 mm	20 mm	25 mm	30 mm	35 mm	40 mm	45 mm	50 mm	55 mm	60 mm	65 mm	70 mm	75 mm	80 mm
20	12	16	9	M4	•	•	•		•										
20	12	16	9	M5	•	•	•	•	•	•	•								
20	12	16	9	M6	•	•	•	•	•	•	•	•	•	•	•				
30	16	22	13	M5	•	•	•	•	•		•								
30	16	22	13	M6	•	•	•	•	•	•	•	•	•		•	•	•		
30	16	22	13	M8	•	•	•	•	•	•	•	•	•	•	•				
40	20	27	16	M6	•	•	•	•	•	•	•	•	•		•				
40	20	27	16	M8		•	•	•	•	•	•	•	•	•	•	•	•		
40	20	27	16	M10		•	•	•	•	•	•		•		•				
50	23	32	20	M8		•	•	•	•	•	•	•	•	•	•	•	•	•	•
50	23	32	20	M10		•	•	•	•	•	•		•	•	•		•		•
50	23	32	20	M12			•		•		•		•		•				
60	26	36	22	M8		•	•	•	•	•	•	•	•		•				
60	26	36	22	M10		•	•	•	•	•	•	•	•		•		•	•	•
60	26	36	22	M12			•	•	•	•	•		•		•		•		•
70	27	40	24	M10		•	•	•	•	•	•		•		•				
70	27	40	24	M12			•		•		•		•		•				
70	27	40	24	M14					•		•		•		•				
80	30	42	25	M10					•										
80	30	42	25	M12			•		•		•		•		•				
80	30	42	25	M14					•										

Bestellbeispiel: Gruppe + D + M + Gewindelänge —> STG3A 20 / M5x30
Ordering example: *Group + D + M + Thread Length —> STG3A 20 / M5x30*

Standardfarben
- schwarz

Material
- Grundkörper: Polypropylen (PP)
- Gewinde: Stahl verzinkt

Standard Colours
- *black*

Material
- *Base body: Polypropylene (PP)*
- *Thread: zinc-plated steel*

Gruppe / Group: STG3B

Sterngriffe mit Gewindebuchse (geschlossen)
Star knobs with threaded bush (closed)

STG3B

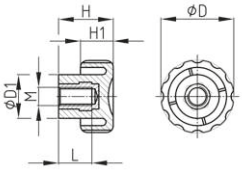

STG3B

Bestellnummer *Order Number*	D *D* mm	D1 *D1* mm	H *H* mm	H1 *H1* mm	L *L* mm	M *M*
STG3B 20 / M4	20	12	16	9	9	M4
STG3B 20 / M5	20	12	16	9	9	M5
STG3B 20 / M6	20	12	16	9	9	M6
STG3B 30 / M5	30	16	22	13	9	M5
STG3B 30 / M6	30	16	22	13	9	M6
STG3B 30 / M8	30	16	22	13	12	M8
STG3B 40 / M6	40	20	27	16	14	M6
STG3B 40 / M8	40	20	27	16	17	M8
STG3B 40 / M10	40	20	27	16	17	M10
STG3B 50 / M6	50	23	32	20	17	M6
STG3B 50 / M8	50	23	32	20	17	M8
STG3B 50 / M10	50	23	32	20	17	M10

Bestellnummer *Order Number*	D *D* mm	D1 *D1* mm	H *H* mm	H1 *H1* mm	L *L* mm	M *M*
STG3B 50 / M12	50	23	32	20	17	M12
STG3B 60 / M8	60	26	36	22	17	M8
STG3B 60 / M10	60	26	36	22	17	M10
STG3B 60 / M12	60	26	36	22	17	M12
STG3B 70 / M10	70	27	40	24	25	M10
STG3B 70 / M12	70	27	40	24	25	M12
STG3B 70 / M14	70	27	40	24	25	M14
STG3B 70 / M16	70	27	40	24	25	M16
STG3B 80 / M10	80	30	42	25	25	M10
STG3B 80 / M12	80	30	42	25	25	M12
STG3B 80 / M14	80	30	42	25	25	M14
STG3B 80 / M16	80	30	42	25	25	M16

Standardfarben
- schwarz

Material
- Grundkörper: Polypropylen (PP)
- Gewinde: Messing

Standard Colours
- *black*

Material
- *Base body: Polypropylene (PP)*
- *Thread: Brass*

Gruppe / Group: STG3BO

Sterngriffe mit Gewindebuchse (offen)
Star knobs with threaded bush (open)

STG3BO

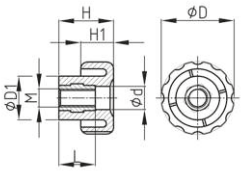

STG3BO

Bestellnummer *Order Number*	D *D* mm	D1 *D1* mm	d *d* mm	H *H* mm	H1 *H1* mm	L *L* mm	M *M*
STG3BO 20 / M5	20	12	8	16	9	10	M5
STG3BO 20 / M6	20	12	8	16	9	10	M6
STG3BO 30 / M5	30	16	10	22	13	10	M5
STG3BO 30 / M6	30	16	10	22	13	10	M6
STG3BO 30 / M8	30	16	10	22	13	10	M8
STG3BO 40 / M6	40	20	12	27	16	15	M6
STG3BO 40 / M8	40	20	12	27	16	15	M8
STG3BO 40 / M10	40	20	12	27	16	15	M10
STG3BO 50 / M8	50	23	14	32	20	20	M8
STG3BO 50 / M10	50	23	14	32	20	20	M10
STG3BO 50 / M12	50	23	14	32	20	20	M12

Bestellnummer *Order Number*	D *D* mm	D1 *D1* mm	d *d* mm	H *H* mm	H1 *H1* mm	L *L* mm	M *M*
STG3BO 60 / M8	60	26	14	36	22	20	M8
STG3BO 60 / M10	60	26	14	36	22	20	M10
STG3BO 60 / M12	60	26	14	36	22	20	M12
STG3BO 70 / M10	70	27	16	40	24	20	M10
STG3BO 70 / M12	70	27	16	40	24	20	M12
STG3BO 70 / M14	70	27	16	40	24	20	M14
STG3BO 70 / M16	70	27	16	40	24	20	M16
STG3BO 80 / M12	80	30	18	42	25	20	M12
STG3BO 80 / M14	80	30	18	42	25	20	M14
STG3BO 80 / M16	80	30	18	42	25	20	M16

Standardfarben
- schwarz

Material
- Grundkörper: Polypropylen (PP)
- Gewinde: Messing

Standard Colours
- *black*

Material
- *Base body: Polypropylene (PP)*
- *Thread: Brass*

Gruppe / Group: VJB

Sterngriffe mit Gewindebolzen (umspritzt)
Star knobs with threaded bolt (overmoulded)

VJB

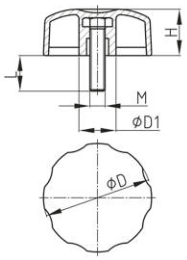

VJB

Bestellnummer *Order Number*	D *D* mm	D1 *D1* mm	H *H* mm	L *L* mm	M *M*
VJB 50 M8x10	50	18	24	10	M8
VJB 50 M8x15	50	18	24	15	M8
VJB 50 M8x20	50	18	24	20	M8
VJB 50 M8x25	50	18	24	25	M8
VJB 50 M8x30	50	18	24	30	M8

Standardfarben
- schwarz

Material
- Grundkörper: Polypropylen (PP)
- Gewinde: Stahl verzinkt

Standard Colours
- *black*

Material
- *Base body: Polypropylene (PP)*
- *Thread: zinc-plated steel*

Gruppe / Group: VJS

Sterngriffe mit Gewindebolzen (umspritzt)
Star knobs with threaded bolt (overmoulded)

Bestellnummer ***Order Number***	**D** ***D*** **mm**	**D1** ***D1*** **mm**	**H** ***H*** **mm**	**H1** ***H1*** **mm**	**L** ***L*** **mm**	**M** ***M***
VJS 50 M8x30	50	18	35,5	24	30	M8

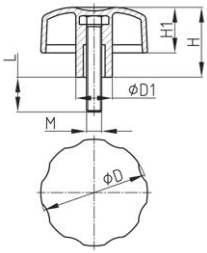

VJS

VJS

Standardfarben
- schwarz

Material
- Grundkörper: Polypropylen (PP)
- Gewinde: Stahl verzinkt

Standard Colours
- *black*

Material
- *Base body: Polypropylene (PP)*
- *Thread: zinc-plated steel*

Gruppe / Group: VJF

Sterngriffe mit Gewindebuchse (umspritzt)
SStar knobs with threaded bush (overmoulded)

Bestellnummer ***Order Number***	**D** ***D*** **mm**	**D1** ***D1*** **mm**	**H** ***H*** **mm**	**H1** ***H1*** **mm**	**L** ***L*** **mm**	**M** ***M***
VJF 50 M6	50	18	35,5	24	18	M6
VJF 50 M8	50	18	35,5	24	18	M8
VJF 50 M10	50	18	35,5	24	18	M10

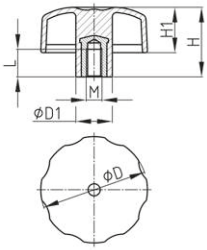

VJF

VJF

Standardfarben
- schwarz

Material
- Grundkörper: Polypropylen (PP)
- Gewinde: Stahl verzinkt

Standard Colours
- *black*

Material
- *Base body: Polypropylene (PP)*
- *Thread: zinc-plated steel*

Gruppe / Group: 77

Sterngriffe mit Gewindebolzen (umspritzt)
Star knobs with threaded bolt (overmoulded)

77

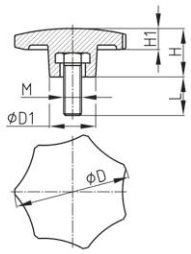

77

Bestellnummer *Order Number*	D *D* mm	D1 *D1* mm	H *H* mm	H1 *H1* mm	L *L* mm	M *M*
77- M 8x20	60	24	34	14,5	15	M8
77- M 8x25	60	24	34	14,5	20	M8
77- M 8x30	60	24	34	14,5	25	M8
77- M 8x40	60	24	34	14,5	35	M8
77- M 8x50	60	24	34	14,5	45	M8
77- M10x16	60	24	34	14,5	11	M10
77- M10x25	60	24	34	14,5	20	M10
77- M10x30	60	24	34	14,5	25	M10
77- M10x40	60	24	34	14,5	35	M10
77- M10x50	60	24	34	14,5	45	M10
77- M10x60	60	24	34	14,5	55	M10
77- M10x70	60	24	34	14,5	65	M10
77- M10x80	60	24	34	14,5	75	M10
77- M10x100	60	24	34	14,5	95	M10

Standardfarben
- schwarz

Material
- Grundkörper: Polyamid (PA)
- Gewinde: Stahl verzinkt

Standard Colours
- *black*

Material
- *Base body: Polyamide (PA)*
- *Thread: zinc-plated steel*

Gruppe / Group: 78

Sterngriffe mit Gewindebuchse (umspritzt)
Star knobs with threaded bush (overmoulded)

78

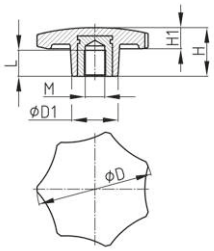

78

Bestellnummer *Order Number*	D *D* mm	D1 *D1* mm	H *H* mm	H1 *H1* mm	L *L* mm	M *M*
78- M8	60	24	34	14	20	M8
78- M10	60	24	34	14	20	M10

Standardfarben
- schwarz

Material
- Grundkörper: Polyamid (PA)
- Gewinde: Messing

Standard Colours
- *black*

Material
- *Base body: Polyamide (PA)*
- *Thread: Brass*

Gruppe / Group: STGR

Sterngriffe (ähnlich DIN 6336) mit Gewindebolzen (dreiteilig montiert)
Star knobs (similar DIN 6336) with threaded bolt (three-part assembled)

STGR

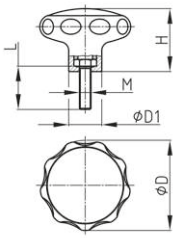

STGR

D *D* mm	D1 *D1* mm	H *H* mm	M *M*	16 mm	20 mm	30 mm	40 mm	50 mm	60 mm	70 mm	80 mm	90 mm	100 mm	120 mm
40	19	26	M6	•	•	•	•	•	•	•	•			
40	19	26	M8	•	•	•	•	•	•	•	•	•	•	•
50	18	34	M6	•	•	•	•	•	•	•	•			
50	18	34	M8	•	•	•	•	•	•	•	•	•	•	•
50	23	34	M10	•	•	•	•	•	•	•	•	•	•	•
63	23	40	M8	•	•	•	•	•	•	•	•	•	•	•
63	23	40	M10	•	•	•	•	•	•	•	•	•	•	•
80	25	52	M10		•	•	•	•	•	•	•	•	•	•
80	25	52	M12			•	•	•	•	•	•	•	•	•

Bestellbeispiel: Gruppe + D + M + Gewindelänge —> STGR 40 M10 x 30
Ordering example: *Group + D + M + Thread Length —> STGR 40 M10x 30*

Standardfarben
- schwarz RAL 9005

Material
- Grundkörper: Polyamid 6 (PA 6)
- Schraube: Stahl verzinkt

Standard Colours
- *black RAL 9005*

Material
- *Base body: Polyamide (PA 6)*
- *Screw: zinc-plated steel*

Gruppe / Group: STGRM

Sterngriffe (ähnlich DIN 6336) mit Mutter (dreiteilig montiert)
Star knobs (similar DIN 6336) with nut (three-part assembled)

Bestellnummer *Order Number*	D *D* mm	D1 *D1* mm	H *H* mm	L *L* mm	M *M*
STGRM 40 M6	40	19	26	22	M6
STGRM 40 M8	40	19	26	22	M8
STGRM 50 M6	50	18	35	30	M6
STGRM 50 M8	50	18	35	30	M8
STGRM 50 M10	50	23	35	30	M10
STGRM 63 M8	63	23	40	36	M8
STGRM 63 M10	63	23	40	36	M10
STGRM 80 M10	80	25	52	48	M10
STGRM 80 M12	80	25	52	48	M12

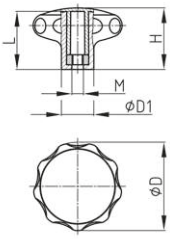

STGRM

STGRM

Standardfarben
- schwarz RAL 9005

Material
- Grundkörper: Polyamid 6 (PA 6)
- Gewinde: Stahl verzinkt
- Mutter: Stahl verzinkt

Standard Colours
- *black RAL 9005*

Material
- *Base body: Polyamide (PA 6)*
- *Thread: zinc-plated steel*
- *Nut: zinc-plated steel*

Gruppe / Group: VZF

Handräder mit Gewindebolzen (umspritzt)
Hand wheels with threaded bolt (overmoulded)

VZF

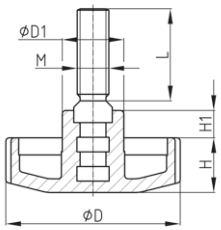

VZF

Bestellnummer *Order Number*	D *D* mm	D1 *D1* mm	H *H* mm	H1 *H1* mm	L *L* mm	M *M*
VZF 50 / M10x20	50	18	16	8	20	M10
VZF 50 / M10x25	50	18	16	8	25	M10
VZF 50 / M10x30	50	18	16	8	30	M10

Standardfarben
- schwarz

Standard Colours
- *black*

Material
- Grundkörper: Polyamid (PA)
- Gewinde: Stahl verzinkt

Material
- *Base body: Polyamide (PA)*
- *Thread: zinc-plated steel*

Gruppe / Group: VZC

Handräder mit Gewindebuchse (umspritzt)
Hand wheels with threaded bush (overmoulded)

VZC

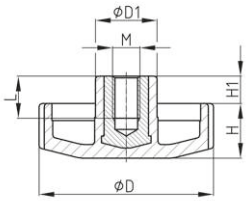

VZC

Bestellnummer *Order Number*	D *D* mm	D1 *D1* mm	H *H* mm	H1 *H1* mm	L *L* mm	M *M*
VZC 50 / M8x14	50	18	16	8	14	M8
VZC 50 / M10x16	50	18	16	8	16	M10

Standardfarben
- schwarz

Standard Colours
- *black*

Material
- Grundkörper: Polyamid (PA)
- Gewinde: Stahl verzinkt

Material
- *Base body: Polyamide (PA)*
- *Thread: zinc-plated steel*

Gruppe / Group: DSTS

Dreisterngriffe mit Gewindebolzen (umspritzt)
Three-star grips with threaded bolt (overmoulded)

Bestellnummer ***Order Number***	**D** ***D*** **mm**	**H** ***H*** **mm**	**H1** ***H1*** **mm**	**L** ***L*** **mm**	**M** ***M***
DSTS 30 M5x11	30	14	12	11	M5
DSTS 30 M5x15	30	14	12	15	M5
DSTS 30 M5x20	30	14	12	20	M5
DSTS 30 M5x25	30	14	12	25	M5
DSTS 30 M5x30	30	14	12	30	M5
DSTS 30 M5x35	30	14	12	35	M5
DSTS 30 M6x11	30	14	12	11	M6
DSTS 30 M6x15	30	14	12	15	M6
DSTS 30 M6x20	30	14	12	20	M6
DSTS 30 M6x25	30	14	12	25	M6
DSTS 30 M6x30	30	14	12	30	M6
DSTS 30 M6x35	30	14	12	35	M6
DSTS 30 M6x40	30	14	12	40	M6
DSTS 30 M6x45	30	14	12	45	M6

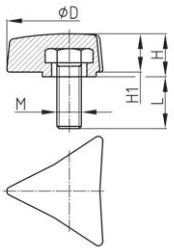

DSTS

DSTS

Standardfarben
- schwarz

Material
- Grundkörper: Polyamid (PA)
- Gewinde: Stahl verzinkt

Standard Colours
- *black*

Material
- *Base body: Polyamide (PA)*
- *Thread: zinc-plated steel*

Gruppe / Group: DSTA

Dreisterngriffe mit Gewindebolzen (umspritzt)
Three-star grips with threaded bolt (overmoulded)

Bestellnummer ***Order Number***	**D** ***D*** **mm**	**D1** ***D1*** **mm**	**H** ***H*** **mm**	**H1** ***H1*** **mm**	**L** ***L*** **mm**	**M** ***M***
DSTA 60 M8x12,5	60	15	27	9	12,5	M8
DSTA 60 M8x17,5	60	15	27	9	17,5	M8
DSTA 60 M8x22,5	60	15	27	9	22,5	M8
DSTA 60 M8x27,5	60	15	27	9	27,5	M8
DSTA 60 M8x32,5	60	15	27	9	32,5	M8
DSTA 60 M8x37,5	60	15	27	9	37,5	M8
DSTA 60 M8x42,5	60	15	27	9	42,5	M8
DSTA 60 M8x47,5	60	15	27	9	47,5	M8
DSTA 60 M8x57,5	60	15	27	9	57,5	M8
DSTA 60 M10x12,5	60	15	27	9	12,5	M10
DSTA 60 M10x17,5	60	15	27	9	17,5	M10
DSTA 60 M10x22,5	60	15	27	9	22,5	M10
DSTA 60 M10x27,5	60	15	27	9	27,5	M10
DSTA 60 M10x32,5	60	15	27	9	32,5	M10
DSTA 60 M10x37,5	60	15	27	9	37,5	M10
DSTA 60 M10x42,5	60	15	27	9	42,5	M10
DSTA 60 M10x47,5	60	15	27	9	47,5	M10
DSTA 60 M10x57,5	60	15	27	9	57,5	M10

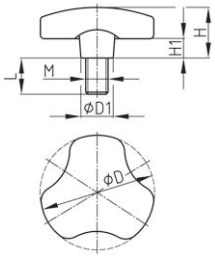

DSTA

DSTA

Standardfarben
- schwarz

Material
- Grundkörper: Polypropylen (PP)
- Gewinde: Stahl verzinkt

Standard Colours
- *black*

Material
- *Base body: Polypropylene (PP)*
- *Thread: zinc-plated steel*

Gruppe / Group: DSTB 60

Dreisterngriffe mit Gewindebolzen (umspritzt)
Three-star grips with threaded bolt (overmoulded)

DSTB 60

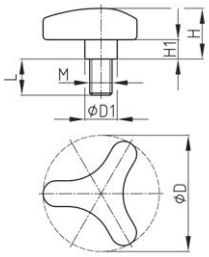

DSTB 60

Bestellnummer *Order Number*	D *D* mm	D1 *D1* mm	H *H* mm	H1 *H1* mm	L *L* mm	M *M*
DSTB 60 M6x17	60	20	27	10	17	M6
DSTB 60 M6x22	60	20	27	10	22	M6
DSTB 60 M6x27	60	20	27	10	27	M6
DSTB 60 M6x32	60	20	27	10	32	M6
DSTB 60 M8x12	60	20	27	10	12	M8
DSTB 60 M8x17	60	20	27	10	17	M8
DSTB 60 M8x22	60	20	27	10	22	M8
DSTB 60 M8x27	60	20	27	10	27	M8
DSTB 60 M8x32	60	20	27	10	32	M8
DSTB 60 M8x42	60	20	27	10	42	M8
DSTB 60 M10x82	60	20	27	10	82	M10
DSTB 60 M8x52	60	20	27	10	52	M8
DSTB 60 M8x62	60	20	27	10	62	M8
DSTB 60 M10x12	60	20	27	10	12	M10
DSTB 60 M10x17	60	20	27	10	17	M10
DSTB 60 M10x22	60	20	27	10	22	M10
DSTB 60 M10x27	60	20	27	10	27	M10
DSTB 60 M10x32	60	20	27	10	32	M10
DSTB 60 M10x42	60	20	27	10	42	M10
DSTB 60 M10x52	60	20	27	10	52	M10
DSTB 60 M10x62	60	20	27	10	62	M10
DSTB 60 M10x72	60	20	27	10	72	M10

Standardfarben
- schwarz

Material
- Grundkörper: Polypropylen (PP)
- Gewinde: Stahl verzinkt

Standard Colours
- *black*

Material
- *Base body: Polypropylene (PP)*
- *Thread: zinc-plated steel*

Gruppe / Group: DSTM 60

Dreisterngriffe mit Gewindebuchse oder Mutter (umspritzt)
Three-star grips with threaded bush or threaded nut (overmoulded)

DSTM 60

DSTM 60 F

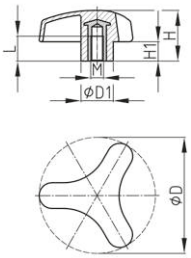

DSTM 60

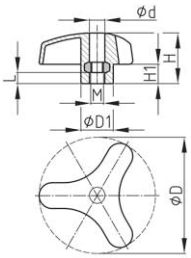

DSTM 60 F

Bestellnummer *Order Number*	D *D* mm	D1 *D1* mm	d *d* mm	H *H* mm	H1 *H1* mm	L *L* mm	M *M*
DSTM 60 M8x16	60	20	–	27	10	16	M8
DSTM 60 M10x16	60	20	–	27	10	16	M10

Bestellnummer *Order Number*	D *D* mm	D1 *D1* mm	d *d* mm	H *H* mm	H1 *H1* mm	L *L* mm	M *M*
DSTM 60 M8 F	60	20	13	27	10	5	M8
DSTM 60 M10 F	60	20	13	27	10	5	M10

Standardfarben
- schwarz

Material
- Grundkörper: Polypropylen (PP)
- Gewinde: Stahl verzinkt

Standard Colours
- *black*

Material
- *Base body: Polypropylene (PP)*
- *Thread: zinc-plated steel*

Gruppe / Group: DSTM 60

Bestellhinweise
- F = Sterngriff mit Durchgangsbohrung

Order informations
- *Star grip with through hole*

Gruppe / Group: DSTD

Dreisterngriffe mit Gewindebolzen
Three-star grips with threaded bolt

DSTD

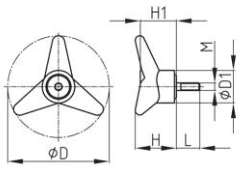

DSTD

Bestellnummer *Order Number*	D *D* mm	D1 *D1* mm	H *H* mm	H1 *H1* mm	L *L* mm	M *M*
DSTD 60 / M6x30	60	19	24	21	30	M6
DSTD 60 / M8x30	60	19	24	21	30	M8
DSTD 60 / M10x30	60	19	24	21	30	M10
DSTD 70 / M8x30	70	22	26	23	30	M8
DSTD 70 / M10x30	70	22	26	23	30	M10
DSTD 80 / M8x30	80	30	42	38	30	M8
DSTD 80 / M10x30	80	30	42	38	30	M10
DSTD 80 / M12x30	80	30	42	38	30	M12
DSTD 90 / M10x30	90	33	38	32	30	M10
DSTD 90 / M12x30	90	33	38	32	30	M12
DSTD 90 / M14x30	90	33	38	32	30	M14

Bestellnummer *Order Number*	D *D* mm	D1 *D1* mm	H *H* mm	H1 *H1* mm	L *L* mm	M *M*
DSTD 100 / M10x30	100	34	37	33	30	M10
DSTD 100 / M12x30	100	34	37	33	30	M12
DSTD 100 / M14x30	100	34	37	33	30	M14
DSTD 120 / M10x30	120	38	48	42	30	M10
DSTD 120 / M12x30	120	38	48	42	30	M12
DSTD 120 / M14x30	120	38	48	42	30	M14
DSTD 140 / M10x30	140	44	53	44	30	M10
DSTD 140 / M12x30	140	44	53	44	30	M12
DSTD 140 / M14x30	140	44	53	44	30	M14
DSTD 140 / M16x30	140	44	53	44	30	M16

Standardfarben
- schwarz

Material
- Grundkörper: Duroplast
- Gewinde: Stahl verzinkt

Standard Colours
- *black*

Material
- *Base body: Thermosetting plastic*
- *Thread: zinc-plated steel*

Gruppe / Group: DSTE

Dreisterngriffe mit Gewindebuchse
Three-star grips with threaded bush

DSTE

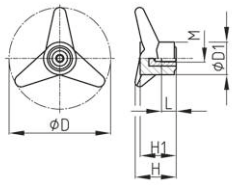

DSTE

Bestellnummer *Order Number*	D *D* mm	D1 *D1* mm	H *H* mm	H1 *H1* mm	L *L* mm	M *M*
DSTE 60 / M6	60	19	24	21	12	M6
DSTE 60 / M8	60	19	24	21	16	M8
DSTE 60 / M10	60	19	24	21	16	M10
DSTE 70 / M8	70	22	26	23	16	M8
DSTE 70 / M10	70	22	26	23	16	M10
DSTE 80 / M8	80	30	42	38	16	M8
DSTE 80 / M10	80	30	42	38	22	M10
DSTE 80 / M12	80	30	42	38	22	M12
DSTE 90 / M10	90	33	38	32	22	M10
DSTE 90 / M12	90	33	38	32	22	M12
DSTE 90 / M14	90	33	38	32	22	M14
DSTE 90 / M16	90	33	38	32	22	M16

Bestellnummer *Order Number*	D *D* mm	D1 *D1* mm	H *H* mm	H1 *H1* mm	L *L* mm	M *M*
DSTE 100 / M10	100	34	37	33	22	M10
DSTE 100 / M12	100	34	37	33	22	M12
DSTE 100 / M14	100	34	37	33	22	M14
DSTE 100 / M16	100	34	37	33	22	M16
DSTE 120 / M10	120	38	48	42	22	M10
DSTE 120 / M12	120	38	48	42	22	M12
DSTE 120 / M14	120	38	48	42	22	M14
DSTE 120 / M16	120	38	48	42	22	M16
DSTE 140 / M10	140	44	53	44	22	M10
DSTE 140 / M12	140	44	53	44	22	M12
DSTE 140 / M14	140	44	53	44	22	M14
DSTE 140 / M16	140	44	53	44	22	M16

Standardfarben
- schwarz

Material
- Grundkörper: Duroplast
- Gewinde: Messing

Standard Colours
- *black*

Material
- *Base body: Thermosetting plastic*
- *Thread: Brass*

Gruppe / Group: DSTF

Dreisterngriffe mit Nabe
Three-star grips with hub

DSTF

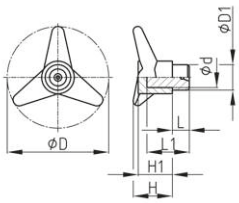

DSTF

Bestellnummer *Order Number*	D *D* mm	d *d* mm	D1 *D1* mm	H *H* mm	H1 *H1* mm	L *L* mm	L1 *L1* mm
DSTF 60	60	12	12	24	21	10	25
DSTF 70	70	14	14	26	23	10	28
DSTF 80	80	21	24	42	38	10	34
DSTF 90	90	21	24	38	32	10	34
DSTF 100	100	21	25	37	33	15	34
DSTF 120	120	23	28	48	42	15	38
DSTF 140	140	27	32	53	44	15	38

Standardfarben
- schwarz

Material
- Grundkörper: Duroplast
- Nabe: Stahl verzinkt

Standard Colours
- *black*

Material
- *Base body: Thermosetting plastic*
- *Hub: zinc-plated steel*

Gruppe / Group: DSTG

Dreisterngriffe mit Gewindebuchse und Durchgangsbohrung
Three-star grips with threaded bush and through hole

Bestellnummer ***Order Number***	**D** ***D*** **mm**	**D1** ***D1*** **mm**	**H** ***H*** **mm**	**H1** ***H1*** **mm**	**L** ***L*** **mm**	**M** ***M***
DSTG 80 / M12	80	21	42	38	26	M12
DSTG 100 / M10	100	34	39	35	20	M10
DSTG 100 / M12	100	34	39	35	20	M12
DSTG 100 / M14	100	34	39	35	20	M14
DSTG 120 / M10	120	38	52	45	20	M10
DSTG 120 / M12	120	38	52	45	26	M12
DSTG 120 / M16	120	38	52	45	26	M16
DSTG 140 / M14	140	44	56	46	20	M14

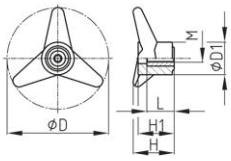

DSTG

DSTG

Standardfarben
- schwarz

Standard Colours
- *black*

Material
- Grundkörper: Duroplast
- Gewinde: Messing

Material
- *Base body: Thermosetting plastic*
- *Thread: Brass*

Gruppe / Group: DSTH

Dreisterngriffe mit Gewindebolzen
Three-star grips with threaded bolt

Bestellnummer ***Order Number***	**D** ***D*** **mm**	**D1** ***D1*** **mm**	**H** ***H*** **mm**	**H1** ***H1*** **mm**	**L** ***L*** **mm**	**M** ***M***
DSTH 80 / M10x30	80	28	35	31	30	M10
DSTH 80 / M10x50	80	28	35	31	50	M10
DSTH 80 / M12x30	80	28	35	31	30	M12
DSTH 80 / M12x50	80	28	35	31	50	M12
DSTH 80 / M14x30	80	28	35	31	30	M14
DSTH 80 / M14x50	80	28	35	31	50	M14
DSTH 100 / M12x30	100	34	38	34	30	M12
DSTH 100 / M12x50	100	34	38	34	50	M12
DSTH 100 / M14x30	100	34	38	34	30	M14
DSTH 100 / M14x50	100	34	38	34	50	M14
DSTH 100 / M16x30	100	34	38	34	30	M16
DSTH 100 / M16x50	100	34	38	34	50	M16

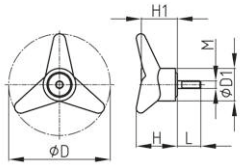

DSTH

DSTH

Standardfarben
- schwarz

Standard Colours
- *black*

Material
- Grundkörper: glasfaserverstärktes Polyamid (PA-GF)
- Gewinde: Stahl verzinkt

Material
- *Base body: glass fibre reinforced polyamide (PA-GF)*
- *Thread: zinc-plated steel*

Gruppe / Group: DSTK

Dreisterngriffe mit Gewindebuchse, offen
Three-star grips with threaded bush, open

DSTK

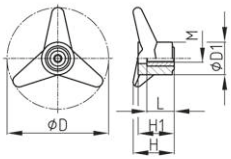

DSTK

Bestellnummer *Order Number*	D *D* mm	D1 *D1* mm	H *H* mm	H1 *H1* mm	L *L* mm	M *M*
DSTK 80 / M12	80	28	35	31	20	M12
DSTK 80 / M14	80	28	35	31	26	M14
DSTK 100 / M10	100	34	38	34	20	M10
DSTK 100 / M12	100	34	38	43	20	M12
DSTK 100 / M16	100	34	38	34	26	M14
DSTK 100 / M18 verzinkt	100	34	38	34	20	M18

Standardfarben
- schwarz

Material
- Grundkörper: glasfaserverstärktes Polyamid (PA-GF)
- Gewinde: Messing

Standard Colours
- *black*

Material
- *Base body: glass fibre reinforced polyamide (PA-GF)*
- *Thread: Brass*

Gruppe / Group: DSTL

Dreisterngriffe mit Gewindebuchse
Three-star grips with threaded bush

DSTL

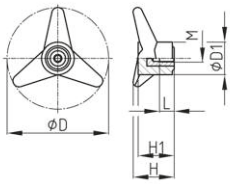

DSTL

Bestellnummer *Order Number*	D *D* mm	D1 *D1* mm	H *H* mm	H1 *H1* mm	L *L* mm	M *M*
DSTL 80 / M10	80	28	35	31	22	M10
DSTL 80 / M12	80	28	35	31	22	M12
DSTL 80 / M14	80	28	35	34	22	M14
DSTL 100 / M12	100	34	38	34	22	M12
DSTL 100 / M14	100	34	38	34	22	M14
DSTL 100 / M16	100	34	38	34	22	M16

Standardfarben
- schwarz

Material
- Grundkörper: glasfaserverstärktes Polyamid (PA-GF)
- Gewinde: Messing

Standard Colours
- *black*

Material
- *Base body: glass fibre reinforced polyamide (PA-GF)*
- *Thread: Brass*

Gruppe / Group: 83

Kreuzgriffe mit Gewindebolzen (umspritzt)
Cross handles with threaded bolt (overmoulded)

83

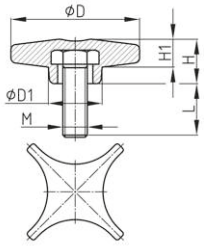

83

Bestellnummer *Order Number*	D *D* mm	D1 *D1* mm	H *H* mm	H1 *H1* mm	L *L* mm	M *M*
83-25 M8x25	25	16	16,5	9,5	15	M8
83-25 M8x30	25	16	16,5	9,5	20	M8
83-25 M8x40	25	16	16,5	9,5	30	M8
83-25 M8x50	25	16	16,5	9,5	40	M8
83-40 M6x16	40	16	17	10	11	M6
83-40 M6x20	40	16	17	10	15	M6
83-40 M6x25	40	16	17	10	20	M6
83-40 M6x30	40	16	17	10	25	M6
83-40 M6x40	40	16	17	10	35	M6
83-40 M6x50	40	16	17	10	45	M6
83-40 M8x16	40	16	17	13,5	6	M8
83-40 M8x20	40	16	17	13,5	10	M8
83-40 M8x25	40	16	17	13,5	15	M8
83-40 M8x30	40	16	17	13,5	20	M8

Bestellnummer *Order Number*	D *D* mm	D1 *D1* mm	H *H* mm	H1 *H1* mm	L *L* mm	M *M*
83-40 M8x40	40	16	17	13,5	30	M8
83-40 M8x50	40	16	17	13,5	40	M8
83-60 M8x16	60	18	23	13,5	6	M8
83-60 M8x20	60	18	23	13,5	10	M8
83-60 M8x25	60	18	23	13,5	15	M8
83-60 M8x30	60	18	23	13,5	20	M8
83-60 M8x40	60	18	23	13,5	30	M8
83-60 M8x50	60	18	23	13,5	40	M8
83-60 M10x25	60	18	23	13,5	15	M10
83-60 M10x30	60	18	23	13,5	20	M10
83-60 M10x40	60	18	23	13,5	30	M10
83-60 M10x50	60	18	23	13,5	40	M10
83-60 M10x60	60	18	23	13,5	50	M10

Standardfarben
- schwarz

Material
- Grundkörper: Polyamid (PA)
- Gewinde: Stahl verzinkt

Standard Colours
- *black*

Material
- *Base body: Polyamide (PA)*
- *Thread: zinc-plated steel*

Gruppe / Group: 84

Kreuzgriffe mit Gewindebuchse (umspritzt)
Cross handles with threaded bush (overmoulded)

Bestellnummer *Order Number*	D *D* mm	D1 *D1* mm	H *H* mm	H1 *H1* mm	L *L* mm	M *M*
84-40 M6	40	16	17	10	9	M6
84-40 M8	40	16	17	10	9	M8
84-60 M6	60	18	23	13,5	12	M6
84-60 M8	60	18	23	13,5	11	M8
84-60 M10	60	18	23	13,5	15	M10

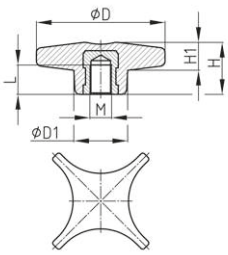

84

84

Standardfarben
- schwarz

Material
- Grundkörper: Polyamid (PA)
- Gewinde: Messing

Standard Colours
- *black*

Material
- *Base body: Polyamide (PA)*
- *Thread: Brass*

Gruppe / Group: KRG1A

Blank polierte Kreuzgriffe (DIN 6335A/Duroplast) mit Gewindebolzen (umspritzt)
Bright polished cross handles(DIN 6335A/thermosetting plastics) with threaded bolt (overmoulded)

KRG1A

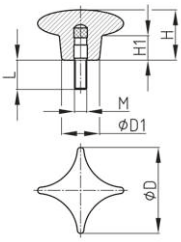

KRG1A

D *D* mm	D1 ca. *D1 ca.* mm	H ca. *H ca.* mm	H1 ca. *H1 ca.* mm	M *M*	10 mm	15 mm	20 mm	25 mm	30 mm	35 mm	40 mm	45 mm	50 mm	60 mm	65 mm	70 mm	80 mm	90 mm	100 mm
20	10	13	6	M4	•	•	•	•	•										
25	11	17	9	M5	•	•	•												
25	11	17	9	M6		•	•		•										
25	12	16	8	M5				•	•		•		•	•					
25	12	16	8	M6	•			•		•	•		•	•					
32	14	20	10	M6	•	•	•	•	•	•	•	•	•	•	•	•	•		
32	14	20	10	M8	•	•	•	•	•	•	•								
40	18	25	13	M6	•	•	•	•	•	•	•	•	•						
40	18	25	13	M8	•					•	•						•		
40	18	25	13	M10	•	•		•		•		•							
40	17,5	26	15	M8		•	•	•	•			•	•						
40	17,5	26	15	M10			•		•		•								
50	22	32	20	M8	•			•		•	•					•	•	•	•
50	22	32	20	M10	•	•		•		•							•	•	•
50	22	32	20	M12	•		•		•		•		•						
50	22	33	20	M8		•	•		•				•						
50	22	33	20	M10			•		•		•		•	•					
63	26	40	25	M8	•	•	•	•	•	•	•		•	•		•	•	•	•
63	26	40	25	M10	•			•		•						•	•	•	•
63	26	40	25	M12	•		•		•				•	•		•	•	•	•
63	26	40	23	M10		•			•		•		•						
63	26	40	23	M12							•								
80	35	50	30	M12	•		•		•		•		•	•		•			
80	35	50	30	M16	•		•		•		•		•	•		•	•		

Bestellbeispiel: Gruppe + D + M + Gewindelänge —> KRG1A 40 M10x 30
Ordering example: *Group + D + M + Thread Length —> KRG1A 40 M10x 30*

Standardfarben
- schwarz

Material
- Grundkörper: Duroplast FS 31
- Gewinde: Stahl verzinkt

Standard Colours
- *black*

Material
- *Base body: Thermosetting plastic FS 31*
- *Thread: zinc-plated steel*

Gruppe / Group: KRG1B

Blank polierte Kreuzgriffe (DIN 6335B/Duroplast) mit Gewindebuchse (umspritzt)
Bright polished cross handles (DIN 6335B/thermosetting plastics) with threaded bush (overmoulded)

Bestellnummer *Order Number*	D *D* mm	D1 ca. *D1 ca.* mm	H ca. *H ca.* mm	H1 ca. *H1 ca.* mm	L min. *L min.* mm	M *M*
KRG1B 20 M4 MS	20	10	13	6	6,5	M4
KRG1B 25 M4 MS	25	12	16	8	6,5	M4
KRG1B 25 M5 St	25	12	16	8	9,5	M5
KRG1B 32 M5 St	32	14	20	10	9,5	M5
KRG1B 32 M6 St	32	14	20	10	12	M6
KRG1B 40 M5 St	40	18	25	13	9,5	M5
KRG1B 40 M6 St	40	17,5	26	15	13,5	M6
KRG1B 40 M8 St	40	17,5	26	15	16	M8
KRG1B 50 M5 St	50	22	32	20	9,5	M5
KRG1B 50 M6 St	50	22	33	20	13,5	M6
KRG1B 50 M8 St	50	22	33	20	16	M8
KRG1B 50 M10 St	50	22	33	20	21	M10
KRG1B 63 M8 St	63	27	40	23	16	M8
KRG1B 63 M10 St	63	27	40	23	21	M10
KRG1B 63 M12 St	63	27	40	23	25	M12
KRG1B 80 M10 St	80	34	50	30	21	M10
KRG1B 80 M12 St	80	34	50	30	25	M12
KRG1B 80 M16 St	80	34	50	30	30	M16

KRG1B

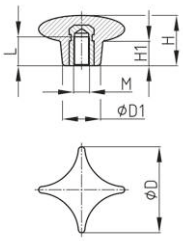

KRG1B

Standardfarben
- schwarz

Material
- Grundkörper: Duroplast FS 31
- Gewinde: Stahl verzinkt

Bestellhinweise
- MS = Gewindebuchse aus Messing

Standard Colours
- *black*

Material
- *Base body: Thermosetting plastic FS 31*
- *Thread: zinc-plated steel*

Order informations
- *MS = thread bush made of brass*

Gruppe / Group: KRGS

Kreuzgriffe mit Gewindebolzen (umspritzt)
Cross handles with threaded bolt (overmoulded)

Bestellnummer *Order Number*	D *D* mm	H *H* mm	H1 *H1* mm	L *L* mm	M *M*
KRGS 30 M5x11	30	12	2	11	M5
KRGS 30 M5x15	30	12	2	15	M5
KRGS 30 M5x20	30	12	2	20	M5
KRGS 30 M5x25	30	12	2	25	M5
KRGS 30 M5x30	30	12	2	30	M5
KRGS 30 M5x35	30	12	2	35	M5
KRGS 30 M6x11	30	12	2	11	M6
KRGS 30 M6x15	30	12	2	15	M6
KRGS 30 M6x20	30	12	2	20	M6
KRGS 30 M6x25	30	12	2	25	M6
KRGS 30 M6x30	30	12	2	30	M6
KRGS 30 M6x35	30	12	2	35	M6
KRGS 30 M6x40	30	12	2	40	M6
KRGS 30 M6x45	30	12	2	45	M6

KRGS

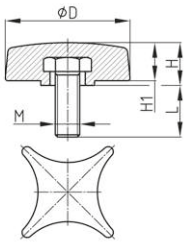

KRGS

Standardfarben
- schwarz

Material
- Grundkörper: Polyamid 6 (PA 6)
- Gewinde: Stahl verzinkt

Standard Colours
- *black*

Material
- *Base body: Polyamide (PA 6)*
- *Thread: zinc-plated steel*

Gruppe / Group: KRG2A

Kreuzgriffe mit Gewindebolzen (umspritzt)
Cross handles with threaded bolt (overmoulded)

KRG2A

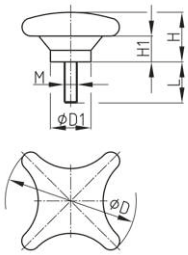

KRG2A

Bestellnummer *Order Number*	D *D* mm	D1 *D1* mm	H *H* mm	H1 *H1* mm	L *L* mm	M *M*
KRG2A 48 M6x10	48	17	19	6,5	10	M6
KRG2A 48 M6x15	48	17	19	6,5	15	M6
KRG2A 48 M6x20	48	17	19	6,5	20	M6
KRG2A 48 M6x25	48	17	19	6,5	25	M6
KRG2A 48 M6x30	48	17	19	6,5	30	M6
KRG2A 48 M6x35	48	17	19	6,5	35	M6
KRG2A 48 M6x40	48	17	19	6,5	40	M6
KRG2A 48 M8x10	48	17	19	6,5	10	M8
KRG2A 48 M8x15	48	17	19	6,5	15	M8
KRG2A 48 M8x20	48	17	19	6,5	20	M8
KRG2A 48 M8x25	48	17	19	6,5	25	M8
KRG2A 48 M8x30	48	17	19	6,5	30	M8
KRG2A 48 M8x40	48	17	19	6,5	40	M8
KRG2A 48 M8x50	48	17	19	6,5	50	M8
KRG2A 48 M8x60	48	17	19	6,5	60	M8

Standardfarben
- schwarz

Standard Colours
- *black*

Material
- Grundkörper: Polypropylen (PP)
- Gewinde: Stahl verzinkt

Material
- *Base body: Polypropylene (PP)*
- *Thread: zinc-plated steel*

Gruppe / Group: KRG2B

Kreuzgriffe mit Gewindebuchse (umspritzt)
Cross handles with threaded bush (overmoulded)

KRG2B

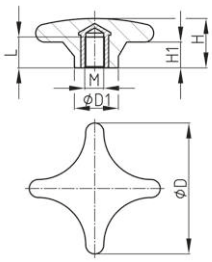

KRG2B

Bestellnummer *Order Number*	D *D* mm	D1 *D1* mm	H *H* mm	H1 *H1* mm	L *L* mm	M *M*
KRG2B 48 M5x12	48	17	19	6,5	12	M5
KRG2B 48 M6x12	48	17	19	6,5	12	M6
KRG2B 48 M8x12	48	17	19	6,5	12	M8

Standardfarben
- schwarz

Standard Colours
- *black*

Material
- Grundkörper: Polypropylen (PP)
- Gewinde: Stahl verzinkt

Material
- *Base body: Polypropylene (PP)*
- *Thread: zinc-plated steel*

Gruppe / Group: KRGO

Kreuzgriffe mit Gewindebolzen (umspritzt)
Cross handles with threaded bolt (overmoulded)

Bestellnummer *Order Number*	D *D* mm	D1 *D1* mm	H *H* mm	H1 *H1* mm	L *L* mm	M *M*
KRGO 40 M6x10	40	16	29	11	10	M6
KRGO 40 M6x12	40	16	29	11	12	M6
KRGO 40 M6x15	40	16	29	11	15	M6
KRGO 40 M6x16	40	16	29	11	16	M6
KRGO 40 M6x20	40	16	29	11	20	M6
KRGO 40 M6x25	40	16	29	11	25	M6
KRGO 40 M6x26	40	16	29	11	26	M6
KRGO 40 M6x30	40	16	29	11	30	M6
KRGO 40 M6x35	40	16	29	11	35	M6
KRGO 40 M8x10	40	16	29	11	10	M8
KRGO 40 M8x15	40	16	29	11	15	M8
KRGO 40 M8x20	40	16	29	11	20	M8
KRGO 40 M8x25	40	16	29	11	25	M8
KRGO 40 M8x30	40	16	29	11	30	M8
KRGO 40 M8x35	40	16	29	11	35	M8
KRGO 40 M8x40	40	16	29	11	40	M8
KRGO 40 M8x50	40	16	29	11	50	M8
KRGO 40 M8x60	40	16	29	11	60	M8
KRGO 40 M8x80	40	16	29	11	80	M8

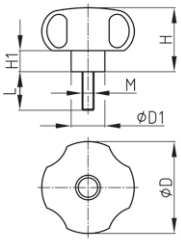

KRGO

KRGO

Standardfarben
- schwarz

Standard Colours
- *black*

Material
- Grundkörper: Polypropylen (PP)
- Gewinde: Stahl verzinkt

Material
- *Base body: Polypropylene (PP)*
- *Thread: zinc-plated steel*

Gruppe / Group: KRGOM

Kreuzgriffe mit Gewindebuchse (umspritzt)
Cross handles with threaded bush (overmoulded)

KRGOM

KRGOM (F)

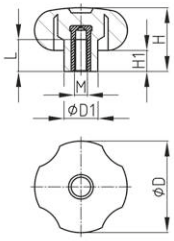

KRGOM

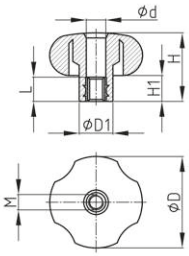

KRGOM (F)

Bestellnummer *Order Number*	D *D* mm	D1 *D1* mm	d *d* mm	H *H* mm	H1 *H1* mm	L *L* mm	M *M*
KRGOM 40 M6x16	40	16	-	29	11	16	M6
KRGOM 40 M8x16	40	16	-	29	11	16	M8
KRGOM 40 M6x10 F	40	16	9,5	29	11	10	M6
KRGOM 40 M8x10 F	40	16	9,5	29	11	10	M8

Standardfarben
- schwarz

Standard Colours
- *black*

Fortsetzung nächste Seite / *Continue next page*

Gruppe / Group: KRGOM - siehe Vorseite / look at page before

Material
- Grundkörper: Polypropylen (PP)
- Gewinde: Stahl verzinkt

Bestellhinweise
- F = Sterngriff mit Durchgangsbohrung

Material
- *Base body: Polypropylene (PP)*
- *Thread: zinc-plated steel*

Order informations
- *Star grip with through hole*

Gruppe / Group: VKGS

Vierkantgriffe mit Gewindebolzen
Square handles with threaded bolt

VKGS

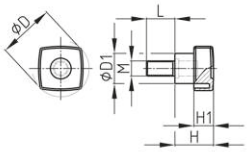

VKGS

D *D* mm	D1 *D1* mm	H *H* mm	H1 *H1* mm	M *M*	10 mm	15 mm	20 mm	25 mm	30 mm	35 mm	40 mm	50 mm	60 mm
30	16	20	11	M5	•	•	•						
30	16	20	11	M6	•	•	•	•	•	•	•		
30	16	20	11	M8		•	•	•	•	•			
40	19	26	14	M8		•	•	•	•	•	•	•	•
40	19	26	14	M6	•	•	•	•	•	•	•		
40	19	26	14	M10	•	•	•	•	•	•	•	•	•
50	23	35	17	M8		•	•	•	•	•	•	•	•
50	23	35	17	M10		•	•	•	•	•	•	•	•
50	23	35	17	M12				•	•		•		
60	27	40	20	M12		•	•	•	•		•	•	•
60	27	40	20	M10		•	•	•	•	•	•	•	•

Bestellbeispiel: Gruppe + D + M + Gewindelänge —> VKGS - 30 M5x 20
Ordering example: *Group + D + M + Thread Length —> VKGS - 30 M5x 20*

Standardfarben
- schwarz

Material
- Grundkörper: Polypropylen (PP)
- Gewinde: Stahl verzinkt

Standard Colours
- *black*

Material
- *Base body: Polypropylene (PP)*
- *Thread: zinc-plated steel*

Gruppe / Group: VKGM

Vierkantgriffe mit Gewindebuchse (geschlossen)
Square handles with threaded bush (closed)

VKGM

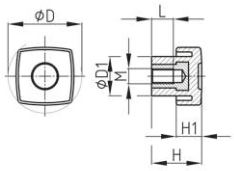

VKGM

Bestellnummer *Order Number*	D *D* mm	D1 *D1* mm	H *H* mm	H1 *H1* mm	L *L* mm	M *M*
VKGM 30 / M6	30	16	20	11	8	M6
VKGM 30 / M8	30	16	20	11	11	M8
VKGM 40 / M6	40	19	26	14	13	M6
VKGM 40 / M8	40	19	26	14	16	M8
VKGM 40 / M10	40	19	26	14	17	M10
VKGM 50 / M8	50	23	35	17	16	M8

Bestellnummer *Order Number*	D *D* mm	D1 *D1* mm	H *H* mm	H1 *H1* mm	L *L* mm	M *M*
VKGM 50 / M10	50	23	35	17	17	M10
VKGM 50 / M12	50	23	35	17	17	M12
VKGM 60 / M8	60	27	40	20	17	M8
VKGM 60 / M10	60	27	40	20	17	M10
VKGM 60 / M12	60	27	40	20	17	M12

Standardfarben
- schwarz

Material
- Grundkörper: Polypropylen (PP)
- Gewinde: Messing

Standard Colours
- *black*

Material
- *Base body: Polypropylene (PP)*
- *Thread: Brass*

Gruppe / Group: VKGO

Vierkantgriffe mit Gewindebuchse (offen)
Square handles with threaded bush (open)

Bestellnummer *Order Number*	D *D* mm	d *d* mm	D1 *D1* mm	H *H* mm	H1 *H1* mm	L *L* mm	M *M*
VKGO 30 / M6	30	8	16	20	11	10	M6
VKGO 30 / M8	30	10	16	20	11	10	M8
VKGO 40 / M6	40	8	19	26	14	15	M6
VKGO 40 / M8	40	10	19	26	14	15	M8
VKGO 40 / M10	40	12	19	26	14	15	M10
VKGO 50 / M8	50	10	23	35	17	20	M8
VKGO 50 / M10	50	12	23	35	17	20	M10
VKGO 60 / M8	60	10	27	40	20	20	M8
VKGO 60 / M10	60	12	27	40	20	20	M10
VKGO 60 / M12	60	14	27	40	20	20	M12

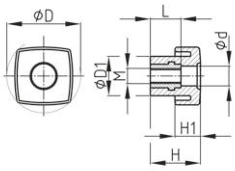

VKGO

VKGO

Standardfarben
- schwarz

Material
- Grundkörper: Polypropylen (PP)
- Gewinde: Messing

Standard Colours
- *black*

Material
- *Base body: Polypropylene (PP)*
- *Thread: Brass*

Gruppe / Group: DGA

Flügelschrauben mit Gewindebolzen (umspritzt)
Wing screws with threaded bolt (overmoulded)

DGA

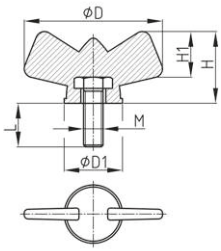

DGA

Bestellnummer *Order Number*	D *D* mm	D1 *D1* mm	H *H* mm	H1 *H1* mm	L *L* mm	M *M*
DGA M6x10	44	20	25	17	11	M6
DGA M6x15	44	20	25	17	15	M6
DGA M8x20	44	20	25	17	20	M8

Standardfarben
- schwarz

Material
- Grundkörper: Polystyrol (PS), schlagfest (SB)
- Gewinde: Stahl verzinkt

Standard Colours
- *black*

Material
- *Base body: Polystyrene (PS), impact resistant*
- *Thread: zinc-plated steel*

Gruppe / Group: DCA

Flügelmuttern mit Gewindebuchse (umspritzt)
Wing nuts with threaded bush (overmoulded)

DCA

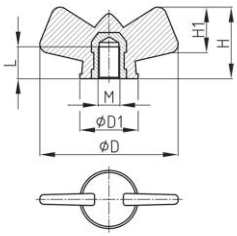

DCA

Bestellnummer *Order Number*	D *D* mm	D1 *D1* mm	H *H* mm	H1 *H1* mm	L *L* mm	M *M*
DCA M6x11	44	20	25	17	11	M6
DCA M8x14	44	20	25	17	14	M8

Standardfarben
- schwarz

Material
- Grundkörper: Polystyrol (PS), schlagfest (SB)
- Gewinde: Stahl verzinkt

Standard Colours
- *black*

Material
- *Base body: Polystyrene (PS), impact resistant*
- *Thread: zinc-plated steel*

Gruppe / Group: BB 28

Flügelschrauben mit Gewindebolzen (umspritzt)
Wing screws with threaded bolt (overmoulded)

BB 28

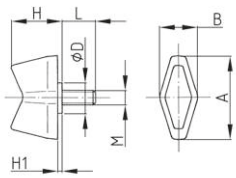

BB 28

Bestellnummer *Order Number*	A *A* mm	B *B* mm	D *D* mm	H *H* mm	H1 *H1* mm	L *L* mm	M *M*
BB 28 M4x10	28	11	10	15	1	10	M4
BB 28 M4x12	28	11	10	15	1	12	M4
BB 28 M4x16	28	11	10	15	1	16	M4
BB 28 M4x18	28	11	10	15	1	18	M4
BB 28 M4x20	28	11	10	15	1	20	M4
BB 28 M4x25	28	11	10	15	1	25	M4
BB 28 M4x30	28	11	10	15	1	30	M4
BB 28 M5x10	28	11	10	15	1	10	M5

Bestellnummer *Order Number*	A *A* mm	B *B* mm	D *D* mm	H *H* mm	H1 *H1* mm	L *L* mm	M *M*
BB 28 M5x12	28	11	10	15	1	12	M5
BB 28 M5x16	28	11	10	15	1	16	M5
BB 28 M5x18	28	11	10	15	1	18	M5
BB 28 M5x20	28	11	10	15	1	20	M5
BB 28 M5x25	28	11	10	15	1	25	M5
BB 28 M5x30	28	11	10	15	1	30	M5
BB 28 M5x35	28	11	10	15	1	35	M5
BB 28 M5x40	28	11	10	15	1	40	M5

Gruppe / Group: BB 28

Bestellnummer *Order Number*	A *A* mm	B *B* mm	D *D* mm	H *H* mm	H1 *H1* mm	L *L* mm	M *M*
BB 28 M6x10	28	11	10	15	1	10	M6
BB 28 M6x12	28	11	10	15	1	12	M6
BB 28 M6x16	28	11	10	15	1	16	M6
BB 28 M6x18	28	11	10	15	1	18	M6
BB 28 M6x20	28	11	10	15	1	20	M6
BB 28 M6x25	28	11	10	15	1	25	M6

Bestellnummer *Order Number*	A *A* mm	B *B* mm	D *D* mm	H *H* mm	H1 *H1* mm	L *L* mm	M *M*
BB 28 M6x30	28	11	10	15	1	30	M6
BB 28 M6x35	28	11	10	15	1	35	M6
BB 28 M6x40	28	11	10	15	1	40	M6
BB 28 M6x45	28	11	10	15	1	45	M6
BB 28 M6x50	28	11	10	15	1	50	M6

Standardfarben
- schwarz

Material
- Grundkörper: Polyamid 6 (PA 6)
- Gewinde: Stahl verzinkt

Standard Colours
- *black*

Material
- *Base body: Polyamide (PA 6)*
- *Thread: zinc-plated steel*

Gruppe / Group: BC 32

Flügelschrauben mit Gewindebolzen (umspritzt)
Wing screws with threaded bolt (overmoulded)

BC 32

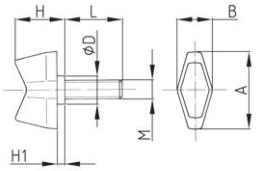

BC 32

Bestellnummer *Order Number*	A *A* mm	B *B* mm	D *D* mm	H *H* mm	H1 *H1* mm	L *L* mm	M *M*
BC 32 M6x10	32	14	13	18	2	10	M6
BC 32 M6x12	32	14	13	18	2	12	M6
BC 32 M6x16	32	14	13	18	2	16	M6
BC 32 M6x18	32	14	13	18	2	18	M6
BC 32 M6x20	32	14	13	18	2	20	M6
BC 32 M6x25	32	14	13	18	2	25	M6
BC 32 M6x30	32	14	13	18	2	30	M6
BC 32 M6x35	32	14	13	18	2	35	M6
BC 32 M6x40	32	14	13	18	2	40	M6
BC 32 M6x45	32	14	13	18	2	45	M6
BC 32 M6x50	32	14	13	18	2	50	M6

Bestellnummer *Order Number*	A *A* mm	B *B* mm	D *D* mm	H *H* mm	H1 *H1* mm	L *L* mm	M *M*
BC 32 M8x12	32	14	13	18	2	12	M8
BC 32 M8x16	32	14	13	18	2	16	M8
BC 32 M8x18	32	14	13	18	2	18	M8
BC 32 M8x20	32	14	13	18	2	20	M8
BC 32 M8x25	32	14	13	18	2	25	M8
BC 32 M8x30	32	14	13	18	2	30	M8
BC 32 M8x35	32	14	13	18	2	35	M8
BC 32 M8x40	32	14	13	18	2	40	M8
BC 32 M8x45	32	14	13	18	2	45	M8
BC 32 M8x50	32	14	13	18	2	50	M8
BC 32 M8x60	32	14	13	18	2	60	M8

Standardfarben
- schwarz

Material
- Grundkörper: Polyamid 6 (PA 6)
- Gewinde: Stahl verzinkt

Standard Colours
- *black*

Material
- *Base body: Polyamide (PA 6)*
- *Thread: zinc-plated steel*

Gruppe / Group: BA 32

Flügelmuttern mit Gewindebuchse (umspritzt)
Wing nuts with threaded bush (overmoulded)

BA 32

BA 32

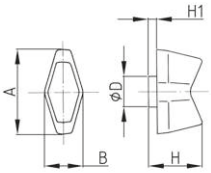

BA 32

Bestellnummer *Order Number*	A *A* mm	B *B* mm	D *D* mm	H *H* mm	H1 *H1* mm	M *M*
BA 32 M6	32	14	13	18	2	M6

Standardfarben
- schwarz

Material
- Grundkörper: Polyamid 6 (PA 6)
- Gewinde: Messing

Standard Colours
- *black*

Material
- *Base body: Polyamide (PA 6)*
- *Thread: Brass*

Gruppe / Group: BE 68

Flügelschrauben mit Gewindebolzen (umspritzt)
Wing screws with threaded bolt (overmoulded)

BE 68

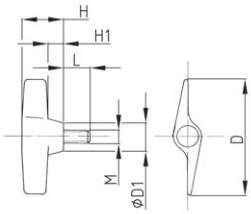

BE 68

Bestellnummer *Order Number*	D *D* mm	D1 *D1* mm	H *H* mm	H1 *H1* mm	L *L* mm	M *M*
BE 68 M6x10	68	18	25	8	10	M6
BE 68 M6x12	68	18	25	8	12	M6
BE 68 M6x16	68	18	25	8	16	M6
BE 68 M6x18	68	18	25	8	18	M6
BE 68 M6x20	68	18	25	8	20	M6
BE 68 M6x25	68	18	25	8	25	M6
BE 68 M6x30	68	18	25	8	30	M6
BE 68 M6x35	68	18	25	8	35	M6
BE 68 M6x40	68	18	25	8	40	M6
BE 68 M6x45	68	18	25	8	45	M6

Bestellnummer *Order Number*	D *D* mm	D1 *D1* mm	H *H* mm	H1 *H1* mm	L *L* mm	M *M*
BE 68 M6x50	68	18	25	8	50	M6
BE 68 M8x16	68	18	25	8	16	M8
BE 68 M8x20	68	18	25	8	20	M8
BE 68 M8x25	68	18	25	8	25	M8
BE 68 M8x30	68	18	25	8	30	M8
BE 68 M8x35	68	18	25	8	35	M8
BE 68 M8x40	68	18	25	8	40	M8
BE 68 M8x45	68	18	25	8	45	M8
BE 68 M8x50	68	18	25	8	50	M8
BE 68 M8x60	68	18	25	8	60	M8

Standardfarben
- schwarz

Material
- Grundkörper: Polyamid 6 (PA 6)
- Gewinde: Stahl verzinkt

Standard Colours
- *black*

Material
- *Base body: Polyamide (PA 6)*
- *Thread: zinc-plated steel*

Gruppe / Group: BC 68

Flügelmuttern mit Gewindebuchse (umspritzt)
Wing nuts with threaded bush (overmoulded)

Bestellnummer *Order Number*	D *D* mm	D1 *D1* mm	d *d* mm	H *H* mm	H1 *H1* mm	M *M*
BC 68 M6	68	18	12	25	8	M6
BC 68 M8	68	18	12	25	8	M8
BC 68 M6 A	68	18	12	19	5	M6
BC 68 M8 A	68	18	12	19	5	M8

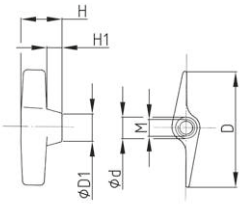

BC 68

BC 68

Standardfarben
- schwarz

Standard Colours
- *black*

Material
- Grundkörper: Polyamid 6 (PA 6)
- Gewinde: Stahl verzinkt

Material
- *Base body: Polyamide (PA 6)*
- *Thread: zinc-plated steel*

Gruppe / Group: FSI

Flügelschrauben mit Gewindebolzen (umspritzt)
Wing screws with threaded bolt (overmoulded)

FSI

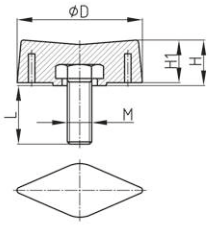

FSI

Bestellnummer *Order Number*	D *D* mm	H *H* mm	H1 *H1* mm	L *L* mm	M *M*
FSI 30 M4x12	30	14,5	12	12	M4
FSI 30 M5x10	30	14,5	12	10	M5
FSI 30 M5x15	30	14,5	12	15	M5
FSI 30 M5x19	30	14,5	12	19	M5
FSI 30 M5x24	30	14,5	12	24	M5
FSI 30 M5x29	30	14,5	12	29	M5
FSI 30 M5x34	30	14,5	12	34	M5
FSI 30 M5x39	30	14,5	12	39	M5

Bestellnummer *Order Number*	D *D* mm	H *H* mm	H1 *H1* mm	L *L* mm	M *M*
FSI 30 M5x49	30	14,5	12	49	M5
FSI 30 M6x10	30	14,5	12	10	M6
FSI 30 M6x12	30	14,5	12	12	M6
FSI 30 M6x14	30	14,5	12	14	M6
FSI 30 M6x16	30	14,5	12	16	M6
FSI 30 M6x20	30	15	12	20	M6
FSI 30 M6x23	30	15	12	23	M6
FSI 30 M6x28	30	15	12	28	M6

Bestellnummer *Order Number*	D *D* mm	H *H* mm	H1 *H1* mm	L *L* mm	M *M*
FSI 30 M6x33	30	15	12	33	M6
FSI 30 M6x38	30	15	12	38	M6
FSI 30 M6x43	30	15	12	43	M6
FSI 30 M6x48	30	15	12	48	M6
FSI 30 M6x53	30	15	12	53	M6
FSI 30 M6x58	30	15	12	58	M6

Standardfarben
- schwarz

Standard Colours
- *black*

Material
- Grundkörper: Polyamid (PA)
- Gewinde: Stahl verzinkt

Material
- *Base body: Polyamide (PA)*
- *Thread: zinc-plated steel*

Gruppe / Group: FSB

Flügelschrauben mit Gewindebolzen (umspritzt)
Wing screws with threaded bolt (overmoulded)

FSB

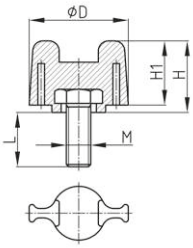

FSB

Bestellnummer *Order Number*	D *D* mm	H *H* mm	H1 *H1* mm	L *L* mm	M *M*
FSB 25 M4x8	25	16,5	13	8	M4
FSB 25 M4x10	25	16,5	13	10	M4
FSB 25 M4x12/13	25	16,5	13	12 *	M4
FSB 25 M4x16	25	16,5	13	16	M4
FSB 25 M4x20	25	16,5	13	20	M4
FSB 25 M4x25	25	16,5	13	25	M4
FSB 25 M4x30	25	16,5	13	30	M4
FSB 25 M4x40	25	16,5	13	40	M4
FSB 25 M4x50	25	16,5	13	50	M4
FSB 25 M5x10	25	16,5	13	10	M5

Bestellnummer *Order Number*	D *D* mm	H *H* mm	H1 *H1* mm	L *L* mm	M *M*
FSB 25 M5x12	25	16,5	13	12	M5
FSB 25 M5x16	25	16,5	13	16	M5
FSB 25 M5x20	25	16,5	13	20	M5
FSB 25 M5x25	25	16,5	13	25	M5
FSB 25 M5x30	25	16,5	13	30	M5
FSB 25 M5x35	25	16,5	13	35	M5
FSB 25 M5x40	25	16,5	13	40	M5
FSB 25 M5x50	25	16,5	13	50	M5
FSB 25 M6x10	25	16,5	13	10	M6
FSB 25 M6x12	25	16,5	13	12	M6

Bestellnummer *Order Number*	D *D* mm	H *H* mm	H1 *H1* mm	L *L* mm	M *M*
FSB 25 M6x14	25	16,5	13	14	M6
FSB 25 M6x16	25	16,5	13	16	M6
FSB 25 M6x18	25	16,5	13	18	M6
FSB 25 M6x20	25	16,5	13	20	M6
FSB 25 M6x25	25	16,5	13	25	M6
FSB 25 M6x30	25	16,5	13	30	M6
FSB 25 M6x34	25	16,5	13	34	M6
FSB 25 M6x40	25	16,5	13	40	M6
FSB 25 M6x50	25	16,5	13	50	M6

Standardfarben
- schwarz

Material
- Grundkörper: Polyamid (PA)
- Gewinde: Stahl verzinkt

Standard Colours
- *black*

Material
- *Base body: Polyamide (PA)*
- *Thread: zinc-plated steel*

Gruppe / Group: FMB

Flügelmuttern mit Gewindebuchse (umspritzt)
Wing nuts with threaded bush (overmoulded)

FMB

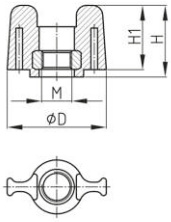

FMB

Bestellnummer *Order Number*	D *D* mm	H *H* mm	H1 *H1* mm	M *M*
FMB 26 M4	26	17	14	M4
FMB 26 M5	26	17	14	M5
FMB 26 M6	26	17	14	M6

Standardfarben
- schwarz

Material
- Grundkörper: Polyamid (PA)
- Gewinde: Stahl verzinkt

Standard Colours
- *black*

Material
- *Base body: Polyamide (PA)*
- *Thread: zinc-plated steel*

Gruppe / Group: FSIS

Flügelschrauben mit Gewindebolzen (umspritzt)
Wing screws with threaded bolt (overmoulded)

Bestellnummer *Order Number*	D *D* mm	H *H* mm	H1 *H1* mm	L *L* mm	M *M*
FSIS 29 M4x10	29	14	12,5	10	M4
FSIS 29 M4x18	29	14	12,5	18	M4
FSIS 29 M4x28	29	14	12,5	28	M4
FSIS 29 M4x38	29	14	12,5	38	M4
FSIS 29 M5x10	29	14	12,5	10	M5
FSIS 29 M5x18	29	14	12,5	18	M5
FSIS 29 M5x28	29	14	12,5	28	M5
FSIS 29 M5x38	29	14	12,5	38	M5
FSIS 29 M6x10	29	14	12,5	10	M6
FSIS 29 M6x18	29	14	12,5	18	M6
FSIS 29 M6x28	29	14	12,5	28	M6
FSIS 29 M6x38	29	14	12,5	38	M6

FSIS

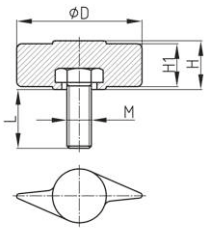

FSIS

Standardfarben
- schwarz

Material
- Grundkörper: Polyamid (PA)
- Gewinde: Stahl verzinkt

Standard Colours
- *black*

Material
- *Base body: Polyamide (PA)*
- *Thread: zinc-plated steel*

Gruppe / Group: FSO

Flügelschrauben mit Gewindebolzen (umspritzt)
Wing screws with threaded bolt (overmoulded)

Bestellnummer *Order Number*	D *D* mm	D1 *D1* mm	H *H* mm	H1 *H1* mm	L *L* mm	M *M*
FSO 60 M10x16	60	18	23	8	16	M10
FSO 60 M10x21	60	18	23	8	21	M10
FSO 60 M10x26	60	18	23	8	26	M10
FSO 60 M10x31	60	18	23	8	31	M10
FSO 60 M10x41	60	18	23	8	41	M10
FSO 60 M10x51	60	18	23	8	51	M10

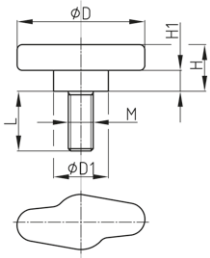

FSO

FSO

Standardfarben
- schwarz

Material
- Grundkörper: Polypropylen (PP)
- Gewinde: Stahl verzinkt

Standard Colours
- *black*

Material
- *Base body: Polypropylene (PP)*
- *Thread: zinc-plated steel*

Gruppe / Group: FMBS

Flügelmuttern mit Gewindebuchse (umspritzt)
Wing nuts with threaded bush (overmoulded)

Bestellnummer *Order Number*	D *D* mm	H *H* mm	H1 *H1* mm	M *M*
FMBS 40 M6	40	21	20	M6
FMBS 40 M8	40	21	20	M8

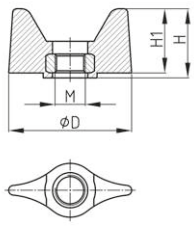

FMBS

FMBS

Standardfarben
- schwarz

Material
- Grundkörper: Polyamid (PA)
- Gewinde: Stahl verzinkt

Standard Colours
- *black*

Material
- *Base body: Polyamide (PA)*
- *Thread: zinc-plated steel*

Gruppe / Group: FMG

Flügelmuttern mit Gewindebuchse
Wing nuts with threaded bush

FMG

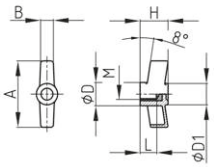

FMG

Bestellnummer *Order Number*	A *A* mm	B *B* mm	D *D* mm	D1 *D1* mm	H *H* mm	L *L* mm	M *M*
FMG 30 / M4	30	6	14	12	16	8	M4
FMG 30 / M5	30	6	14	12	16	10	M5
FMG 30 / M6	30	6	14	12	16	12	M6
FMG 30 / M8	30	6	14	12	16	11	M8
FMG 50 / M5	50	10	18	16	22	10	M5
FMG 50 / M6	50	10	18	16	22	12	M6
FMG 50 / M8	50	10	18	16	22	11	M8
FMG 50 / M10	50	10	18	16	22	16	M10

Standardfarben
- schwarz

Material
- Grundkörper: glasfaserverstärktes Polyamid (PA-GF)
- Gewinde: Messing

Standard Colours
- *black*

Material
- *Base body: glass fibre reinforced polyamide (PA-GF)*
- *Thread: Brass*

Gruppe / Group: FMO

Flügelmuttern mit Gewindebuchse, offen
Wing nuts with threaded bush, open

FMO

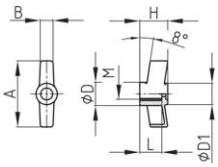

FMO

Bestellnummer *Order Number*	A *A* mm	B *B* mm	D *D* mm	D1 *D1* mm	H *H* mm	L *L* mm	M *M*
FMO 30 / M4	30	6	14	12	16	8	M4
FMO 30 / M5	30	6	14	12	16	1	M5
FMO 30 / M6	30	6	14	12	16	21	M6
FMO 30 / M8	30	6	14	12	16	11	M8
FMO 50 / M5	50	10	18	16	22	10	M5
FMO 50 / M6	50	10	18	16	22	12	M6
FMO 50 / M8	50	10	18	16	22	11	M8
FMO 50 / M10	50	10	81	16	22	16	M10

Standardfarben
- schwarz

Material
- Grundkörper: glasfaserverstärktes Polyamid (PA-GF)
- Gewinde: Messing

Standard Colours
- *black*

Material
- *Base body: glass fibre reinforced polyamide (PA-GF)*
- *Thread: Brass*

Gruppe / Group: FSG

Flügelschrauben mit Gewindebolzen
Wing screws with threaded bolt

FSG

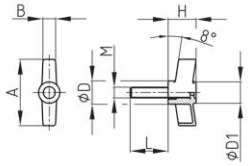

FSG

Bestellnummer *Order Number*	A *A* mm	B *B* mm	D *D* mm	D1 *D1* mm	H *H* mm	L *L* mm	M *M*
FSG 30 / M4x10	30	6	14	12	16	10	M4
FSG 30 / M4x20	30	6	14	12	16	20	M4
FSG 30 / M4x30	30	6	14	12	16	30	M4
FSG 30 / M4x40	30	6	14	12	16	40	M4
FSG 30 / M4x50	30	6	14	12	16	50	M4
FSG 30 / M5x10	30	6	14	12	16	10	M5
FSG 30 / M5x20	30	6	14	12	16	20	M5
FSG 30 / M5x30	30	6	14	12	16	30	M5
FSG 30 / M5x40	30	6	14	12	16	40	M5
FSG 30 / M5x50	30	6	14	12	16	50	M5
FSG 30 / M6x10	30	6	14	12	16	10	M6
FSG 30 / M6x15	30	6	14	12	16	15	M6
FSG 30 / M6x20	30	6	14	12	16	20	M6
FSG 30 / M6x30	30	6	14	12	16	30	M6
FSG 30 / M6x40	30	6	14	12	16	40	M6
FSG 30 / M6x50	30	6	14	12	16	50	M6
FSG 30 / M8x15	30	6	14	12	16	15	M8
FSG 30 / M8x20	30	6	14	12	16	20	M8
FSG 30 / M8x30	30	6	14	12	16	30	M8
FSG 30 / M8x40	30	6	14	12	16	40	M8

Bestellnummer *Order Number*	A *A* mm	B *B* mm	D *D* mm	D1 *D1* mm	H *H* mm	L *L* mm	M *M*
FSG 30 / M8x50	30	6	14	12	16	50	M8
FSG 50 / M5x10	50	10	18	16	22	10	M5
FSG 50 / M5x20	50	10	18	16	22	20	M5
FSG 50 / M5x30	50	10	18	16	22	30	M5
FSG 50 / M5x40	50	10	18	16	22	40	M5
FSG 50 / M5x50	50	10	18	16	22	50	M5
FSG 50 / M6x15	50	10	18	16	22	15	M6
FSG 50 / M6x20	50	10	18	16	22	20	M6
FSG 50 / M6x30	50	10	18	16	22	30	M6
FSG 50 / M6x40	50	10	18	16	22	40	M6
FSG 50 / M6x50	50	10	18	16	22	50	M6
FSG 50 / M8x15	50	10	18	16	22	15	M8
FSG 50 / M8x20	50	10	18	16	22	20	M8
FSG 50 / M8x30	50	10	18	16	22	30	M8
FSG 50 / M8x40	50	10	18	16	22	40	M8
FSG 50 / M8x50	50	10	18	16	22	50	M8
FSG 50 / M10x20	50	10	18	16	22	20	M10
FSG 50 / M10x30	50	10	18	16	22	30	M10
FSG 50 / M10x40	50	10	18	16	22	40	M10
FSG 50 / M10x50	50	10	18	16	22	50	M10

Standardfarben
- schwarz

Material
- Grundkörper: glasfaserverstärktes Polyamid (PA-GF)
- Gewinde: Stahl verzinkt

Standard Colours
- *black*

Material
- *Base body: glass fibre reinforced polyamide (PA-GF)*
- *Thread: zinc-plated steel*

Gruppe / Group: BK

Flügelschrauben mit Gewindebolzen (umspritzt)
Wing screws with threaded bolt (overmoulded)

BK

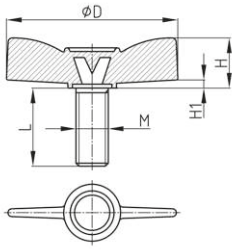

BK

Bestellnummer *Order Number*	D *D* mm	H *H* mm	H1 *H1* mm	L *L* mm	M *M*
BK 60 M6x10	60	20	2,5	10	M6
BK 60 M6x12	60	20	2,5	12	M6
BK 60 M6x16	60	20	2,5	16	M6
BK 60 M6x18	60	20	2,5	18	M6
BK 60 M6x20	60	20	2,5	20	M6
BK 60 M6x25	60	20	2,5	25	M6
BK 60 M6x30	60	20	2,5	30	M6

Bestellnummer *Order Number*	D *D* mm	H *H* mm	H1 *H1* mm	L *L* mm	M *M*
BK 60 M6x35	60	20	2,5	35	M6
BK 60 M6x40	60	20	2,5	40	M6
BK 60 M6x45	60	20	2,5	45	M6
BK 60 M6x50	60	20	2,5	50	M6
BK 60 M8x16	60	20	2,5	16	M8
BK 60 M8x18	60	20	2,5	18	M8
BK 60 M8x20	60	20	2,5	20	M8

Bestellnummer *Order Number*	D *D* mm	H *H* mm	H1 *H1* mm	L *L* mm	M *M*
BK 60 M8x25	60	20	2,5	25	M8
BK 60 M8x30	60	20	2,5	30	M8
BK 60 M8x35	60	20	2,5	35	M8
BK 60 M8x40	60	20	2,5	40	M8
BK 60 M8x45	60	20	2,5	45	M8
BK 60 M8x50	60	20	2,5	50	M8
BK 60 M8x60	60	20	2,5	60	M8

Standardfarben
- schwarz

Material
- Grundkörper: Polyamid (PA)
- Gewinde: Stahl verzinkt

Standard Colours
- *black*

Material
- *Base body: Polyamide (PA)*
- *Thread: zinc-plated steel*

Gruppe / Group: BL

Flügelmuttern mit Gewindebuchse (umspritzt)
Wing nuts with threaded bush (overmoulded)

BL

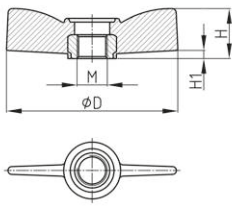

BL

Bestellnummer *Order Number*	D *D* mm	H *H* mm	H1 *H1* mm	M *M*
BL 60 M6	60	20	2,5	M6
BL 60 M8	60	20	2,5	M8

Standardfarben
- schwarz

Material
- Grundkörper: Polyamid (PA)
- Gewinde: Stahl verzinkt

Standard Colours
- *black*

Material
- *Base body: Polyamide (PA)*
- *Thread: zinc-plated steel*

Gruppe / Group: TGS

T-Griffe mit Gewindebolzen
T-handles with threaded bolt

Bestellnummer *Order Number*	A *A* mm	B *B* mm	D *D* mm	H *H* mm	L *L* mm	M *M*
TGS 58 M6x30	58	14	15	30	30	M6
TGS 58 M8x15	58	14	15	30	15	M8
TGS 58 M8x20	58	14	15	30	20	M8
TGS 58 M8x25	58	14	15	30	25	M8
TGS 58 M8x30	58	14	15	30	30	M8

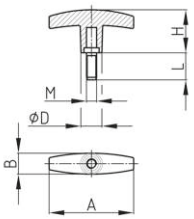

TGS

TGS

Standardfarben
- schwarz

Standard Colours
- *black*

Material
- Grundkörper: Polypropylen (PP)
- Gewinde: Stahl verzinkt

Material
- *Base body: Polypropylene (PP)*
- *Thread: zinc-plated steel*

Gruppe / Group: TGB

T-Griffe mit Gewindebuchse
T-handles with threaded bush

Bestellnummer *Order Number*	A *A* mm	B *B* mm	D *D* mm	H *H* mm	L *L* mm	M *M*
TGB 58 / M6	58	14	15	30	14	M6
TGB 58 / M8	58	14	15	30	12	M8

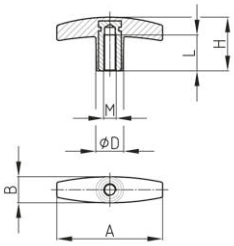

TGB

TGB

Standardfarben
- schwarz

Standard Colours
- *black*

Material
- Grundkörper: Polypropylen (PP)
- Gewinde: Messing

Material
- *Base body: Polypropylene (PP)*
- *Thread: Brass*

Gruppe / Group: TGG

T-Griffe mit gespritztem Gewinde
T-handles with injection moulded thread

Bestellnummer *Order Number*	A *A* mm	B *B* mm	D *D* mm	H *H* mm	L *L* mm	M *M*
TGG 58 / M6	58	14	15	30	20	M6
TGG 58 / M8	58	14	15	30	20	M8

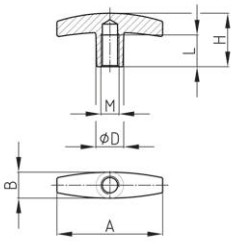

TGG

TGG

Standardfarben
- schwarz

Standard Colours
- *black*

Material
- Grundkörper: Polypropylen (PP)

Material
- *Base body: Polypropylene (PP)*

Gruppe / Group: BH 15

Rändelschrauben mit Gewindebolzen (umspritzt)
Knurled screws with threaded bolt (overmoulded)

BH 15

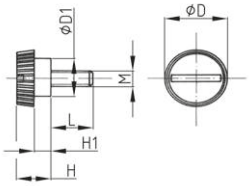

BH 15

Bestellnummer *Order Number*	D *D* mm	D1 *D1* mm	H *H* mm	H1 *H1* mm	L *L* mm	M *M*
BH 15 M4x8	15	10	8	4	8	M4
BH 15 M4x10	15	10	8	4	10	M4
BH 15 M4x12	15	10	8	4	12	M4
BH 15 M4x16	15	10	8	4	16	M4
BH 15 M4x18	15	10	8	4	18	M4
BH 15 M4x20	15	10	8	4	20	M4
BH 15 M4x25	15	10	8	4	25	M4
BH 15 M4x30	15	10	8	4	30	M4

Standardfarben
- schwarz

Material
- Grundkörper: Polyamid 6 (PA 6)
- Gewinde: Stahl verzinkt

Standard Colours
- *black*

Material
- *Base body: Polyamide (PA 6)*
- *Thread: zinc-plated steel*

Gruppe / Group: BI 22

Rändelschrauben mit Gewindebolzen (umspritzt)
Knurled screws with threaded bolt (overmoulded)

BI 22

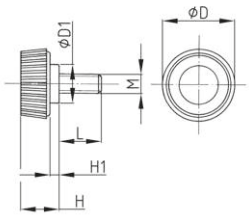

BI 22

Bestellnummer *Order Number*	D *D* mm	D1 *D1* mm	H *H* mm	H1 *H1* mm	L *L* mm	M *M*
BI 22 M5x10	22	11	12	3,5	10	M5
BI 22 M5x12	22	11	12	3,5	12	M5
BI 22 M5x16	22	11	12	3,5	16	M5
BI 22 M5x18	22	11	12	3,5	18	M5
BI 22 M5x20	22	11	12	3,5	20	M5
BI 22 M5x25	22	11	12	3,5	25	M5
BI 22 M5x30	22	11	12	3,5	30	M5
BI 22 M5x35	22	11	12	3,5	35	M5
BI 22 M5x40	22	11	12	3,5	40	M5
BI 22 M6x10	22	11	12	3,5	10	M6
BI 22 M6x12	22	11	12	3,5	12	M6
BI 22 M6x16	22	11	12	3,5	16	M6
BI 22 M6x18	22	11	12	3,5	18	M6
BI 22 M6x20	22	11	12	3,5	20	M6
BI 22 M6x25	22	11	12	3,5	25	M6
BI 22 M6x30	22	11	12	3,5	30	M6
BI 22 M6x35	22	11	12	3,5	35	M6
BI 22 M6x40	22	11	12	3,5	40	M6
BI 22 M6x45	22	11	12	3,5	45	M6
BI 22 M6x50	22	11	12	3,5	50	M6

Standardfarben
- schwarz

Material
- Grundkörper: Polyamid 6 (PA 6)
- Gewinde: Stahl verzinkt

Standard Colours
- *black*

Material
- *Base body: Polyamide (PA 6)*
- *Thread: zinc-plated steel*

Gruppe / Group: BG 22

Rändelmuttern mit Gewindebuchse (umspritzt)
Knurled nuts with threaded bush (overmoulded)

Bestellnummer ***Order Number***	**D** ***D*** **mm**	**D1** ***D1*** **mm**	**H** ***H*** **mm**	**H1** ***H1*** **mm**	**M** ***M***
BG 22 M5	22	12	14	3,5	M5
BG 22 M6	22	12	14	3,5	M6

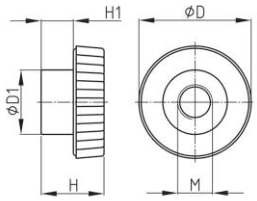

BG 22

BG 22

Standardfarben
- schwarz

Standard Colours
- *black*

Material
- Grundkörper: Polyamid 6 (PA 6)
- Gewinde: Stahl verzinkt

Material
- *Base body: Polyamide (PA 6)*
- *Thread: zinc-plated steel*

Gruppe / Group: RDS

Rändelschrauben mit Gewindebolzen (umspritzt)
Knurled screws with threaded bolt (overmoulded)

RDS

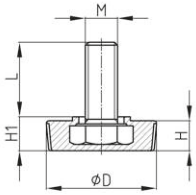

RDS

D ***D*** **mm**	**H** ***H*** **mm**	**H1** ***H1*** **mm**	**M** ***M***	**8** **mm**	**10** **mm**	**12** **mm**	**14** **mm**	**15** **mm**	**17** **mm**	**19** **mm**	**20** **mm**	**23** **mm**	**24** **mm**	**25** **mm**	**28** **mm**	**29** **mm**	**33** **mm**	**34** **mm**	**38** **mm**	**39** **mm**	**43** **mm**	**48** **mm**	**49** **mm**	**58** **mm**	**64** **mm**
20	6,5	7-8	M4	•	•	•		•			•			•											
20	6,5	7-8	M5	•	•			•	•	•			•			•		•		•			•	•	
20	6,5	7-8	M6	•	•	•	•		•		•	•			•		•		•		•	•		•	•

Bestellbeispiel: Gruppe + D + M + Gewindelänge —> RDS 20 M5x15
Ordering example: *Group + D + M + Thread Length —> RDS 20 M5x15*

Standardfarben
- schwarz

Standard Colours
- *black*

Material
- Polyamid (PA)
- Gewinde: Stahl verzinkt

Material
- *Polyamide (PA)*
- *Thread: zinc-plated steel*

Gruppe / Group: RDGS

Rändelschrauben mit Schaft und feinem Rändel (Gewindebolzen umspritzt)
Knurled screws with shank and fine knurl (threaded bolt overmoulded)

RDGS

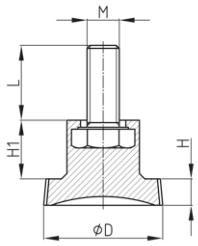

RDGS

Bestellnummer *Order Number*	D *D* mm	H *H* mm	H1 *H1* mm	L *L* mm	M *M*
RDGS 20 M4x10	20	5	9	10	M4
RDGS 20 M4x15	20	5	9	15	M4
RDGS 20 M4x19	20	5	9	19	M4
RDGS 20 M5x10	20	5	9	10	M5
RDGS 20 M5x15	20	5	9	15	M5
RDGS 20 M5x29	20	5	9	29	M5
RDGS 20 M6x10	20	5	9	10	M6
RDGS 20 M6x20	20	5	9	20	M6
RDGS 20 M6x25	20	5	9	25	M6

Standardfarben
- schwarz

Standard Colours
- *black*

Material
- Polyamid (PA)
- Gewinde: Stahl verzinkt

Material
- *Polyamide (PA)*
- *Thread: zinc-plated steel*

Gruppe / Group: RDGM

Rändelmuttern mit Schaft und feinem Rändel (Gewindebuchse umspritzt und durchgängig)
Knurled nuts with shaft and fine knurl (threaded bush overmoulded and continuous)

RDGM

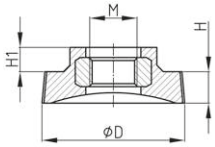

RDGM

Bestellnummer *Order Number*	D *D* mm	H *H* mm	H1 *H1* mm	M *M*
RDGM 20 M4	20	5	4,5	M4
RDGM 20 M5	20	5	4,5	M5
RDGM 20 M6	20	5	4,5	M6

Standardfarben
- schwarz

Standard Colours
- *black*

Material
- Polyamid (PA)
- Gewinde: Stahl verzinkt

Material
- *Polyamide (PA)*
- *Thread: zinc-plated steel*

Gruppe / Group: RDGMRS

Rändelmuttern mit Gewindebuchse (umspritzt)
Knurled nuts with threaded bush (overmoulded)

RDGMRS

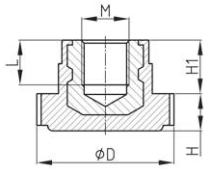

RDGMRS

Bestellnummer *Order Number*	D *D* mm	H *H* mm	H1 *H1* mm	L *L* mm	M *M*
RDGMRS 30 M6	30	9,5	5	9	M6
RDGMRS 30 M8	30	9,5	8,5	12	M8

Standardfarben
- schwarz

Standard Colours
- *black*

Material
- Polyamid (PA)
- Gewinde: Messing

Material
- *Polyamide (PA)*
- *Thread: Brass*

Gruppe / Group: RDSO

Rändelschrauben mit feinem Rändel
Knurled screws with fine knurl

RDSO

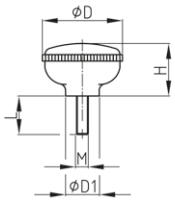

RDSO

Bestellnummer *Order Number*	D *D* mm	D1 *D1* mm	H *H* mm	L *L* mm	M *M*
RDSO 23 M5x10	23	12	18	10	M5
RDSO 23 M5x15	23	12	18	15	M5
RDSO 23 M5x20	23	12	18	20	M5
RDSO 23 M5x25	23	12	18	25	M5
RDSO 23 M6x10	23	12	18	10	M6
RDSO 23 M6x15	23	12	18	15	M6
RDSO 23 M6x20	23	12	18	20	M6
RDSO 23 M6x25	23	12	18	25	M6
RDSO 23 M6x30	23	12	18	30	M6
RDSO 23 M6x35	23	12	18	35	M6

Bestellnummer *Order Number*	D *D* mm	D1 *D1* mm	H *H* mm	L *L* mm	M *M*
RDSO 23 M6x40	23	12	18	40	M6
RDSO 23 M8x15	23	12	18	15	M8
RDSO 23 M8x20	23	12	18	20	M8
RDSO 23 M8x25	23	12	18	25	M8
RDSO 30 M5x10	30	16	21	10	M5
RDSO 30 M5x15	30	16	21	15	M5
RDSO 30 M5x20	30	16	21	20	M5
RDSO 30 M6x10	30	16	21	10	M6
RDSO 30 M6x15	30	16	21	15	M6
RDSO 30 M6x20	30	16	21	20	M6

Bestellnummer *Order Number*	D *D* mm	D1 *D1* mm	H *H* mm	L *L* mm	M *M*
RDSO 30 M6x25	30	16	21	25	M6
RDSO 30 M6x30	30	16	21	30	M6
RDSO 30 M6x35	30	16	21	35	M6
RDSO 30 M6x40	30	16	21	40	M6
RDSO 30 M8x10	30	16	21	10	M8
RDSO 30 M8x15	30	16	21	15	M8
RDSO 30 M8x20	30	16	21	20	M8
RDSO 30 M8x25	30	16	21	25	M8
RDSO 30 M8x50	30	16	21	50	M8

Standardfarben
- schwarz

Material
- Grundkörper: Polypropylen (PP)
- Gewinde: Stahl verzinkt

Standard Colours
- *black*

Material
- *Base body: Polypropylene (PP)*
- *Thread: zinc-plated steel*

Gruppe / Group: RDMO

Rändelmuttern mit feinem Rändel und Gewindebuchse (umspritzt)
Knurled nuts with fine knurl and threaded bush (overmoulded)

Bestellnummer *Order Number*	D *D* mm	D1 *D1* mm	H *H* mm	L *L* mm	M *M*
RDMO 23 M5x12	23	12	18	12	M5
RDMO 23 M6x12	23	12	18	12	M6
RDMO 23 M8x12	23	12	18	12	M8
RDMO 30 M5x12	30	16	21	12	M5
RDMO 30 M6x12	30	16	21	12	M6
RDMO 30 M8x12	30	16	21	12	M8

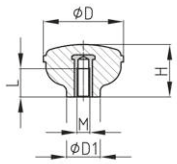

RDMO

RDMO

Standardfarben
- schwarz

Material
- Grundkörper: Polypropylen (PP)
- Gewinde: Stahl verzinkt

Standard Colours
- *black*

Material
- *Base body: Polypropylene (PP)*
- *Thread: zinc-plated steel*

Gruppe / Group: SES

Siebeneckschrauben mit Gewindebolzen (umspritzt)
Heptagon screws with threaded bolt (overmoulded)

SES

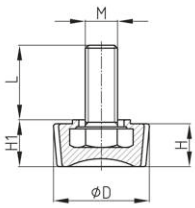

SES

Bestellnummer *Order Number*	D *D* mm	H *H* mm	H1 *H1* mm	L *L* mm	M *M*
SES 20 M5x10	20	9,5	10	10	M5
SES 20 M5x14	20	9,5	10	14	M5
SES 20 M5x18	20	9,5	10	18	M5
SES 20 M5x23	20	9,5	10	23	M5
SES 20 M5x28	20	9,5	10	28	M5
SES 20 M5x33	20	9,5	10	33	M5
SES 20 M6x12	20	9,5	10	12	M6
SES 20 M6x14	20	9,5	10	14	M6
SES 20 M6x20	20	9,5	10	20	M6
SES 20 M6x23	20	9,5	10	23	M6
SES 20 M6x28	20	9,5	10	28	M6
SES 20 M6x33	20	9,5	10	33	M6
SES 20 M6x38	20	9,5	10	38	M6
SES 20 M6x43	20	9,5	10	43	M6

Standardfarben
- schwarz

Material
- Grundkörper: Polyamid (PA)
- Gewinde: Stahl verzinkt

Standard Colours
- *black*

Material
- *Base body: Polyamide (PA)*
- *Thread: zinc-plated steel*

Gruppe / Group: AES

Achteckschrauben mit Gewindebolzen (umspritzt)
Octagon screws with threaded bolt (overmoulded)

AES

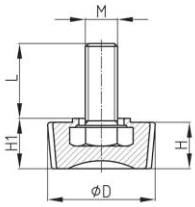

AES

Bestellnummer *Order Number*	D *D* mm	H *H* mm	H1 *H1* mm	L *L* mm	M *M*
AES 23 M5x10	23	11,5	10	10	M5
AES 23 M5x14	23	11,5	10	14	M5
AES 23 M5x18	23	11,5	10	18	M5
AES 23 M5x23	23	11,5	10	23	M5
AES 23 M5x28	23	11,5	10	28	M5
AES 23 M5x33	23	11,5	10	33	M5
AES 23 M6x12	23	11,5	10	12	M6
AES 23 M6x14	23	11,5	10	14	M6
AES 23 M6x20	23	11,5	10	20	M6
AES 23 M6x23	23	11,5	10	23	M6
AES 23 M6x28	23	11,5	10	28	M6
AES 23 M6x33	23	11,5	10	33	M6
AES 23 M6x38	23	11,5	10	38	M6
AES 23 M6x43	23	11,5	10	43	M6

Standardfarben
- schwarz

Material
- Grundkörper: Polyamid (PA)
- Gewinde: Stahl verzinkt

Standard Colours
- *black*

Material
- *Base body: Polyamide (PA)*
- *Thread: zinc-plated steel*

Gruppe / Group: KNFL

Knopf mit flachem Kopf, elastisch
Knob with flat head, elastically

Bestellnummer *Order Number*	D *D* mm	D1 *D1* mm	d *d* mm	L *L* mm	L1 *L1* mm
KNFL 45/ 8	25	15	8	45	38
KNFL 45/ 10	25	15	10	45	38

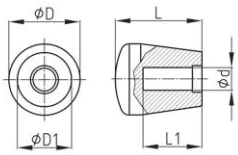

KNFL

KNFL

Standardfarben
- schwarz

Standard Colours
- *black*

Material
- Grundkörper: elastischer Thermoplast (TPE)

Material
- *Base body: elastic thermoplast (TPE)*

Gruppe / Group: KNRU

Konischer Knopf mit rundem Kopf, elastisch
Tapperred knob with round head, elastically

Bestellnummer *Order Number*	D *D* mm	D1 *D1* mm	d *d* mm	L *L* mm	L1 *L1* mm
KNRU 30/ 5	15	8	5	30	23
KNRU 30/ 6	15	8	6	30	23

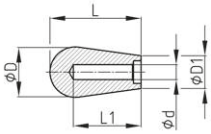

KNRU

KNRU

Standardfarben
- schwarz

Standard Colours
- *black*

Material
- Grundkörper: elastischer Thermoplast (TPE)

Material
- *Base body: elastic thermoplast (TPE)*

Gruppe / Group: KNRG

Konischer Knopf mit rundem Kopf und Gewindebohrung, elastisch
Tapered knob with round head and threaded hole, elastically

Bestellnummer *Order Number*	D *D* mm	D1 *D1* mm	L *L* mm	L1 *L1* mm	M *M*
KNRG 36/ M8	20	13	36	20	M8

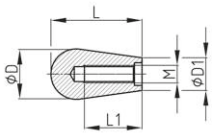

KNRG

KNRG

Standardfarben
- schwarz

Standard Colours
- *black*

Material
- Grundkörper: elastischer Thermoplast (TPE)

Material
- *Base body: elastic thermoplast (TPE)*

Gruppe / Group: KNRE

Knopf mit Abflachung, elastisch
Knob with flat, elastically

KNRE

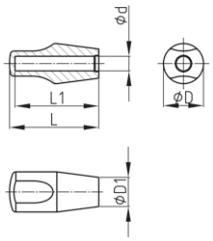

KNRE

Bestellnummer *Order Number*	D *D* mm	d *d* mm	D1 *D1* mm	L *L* mm	L1 *L1* mm
KNRE 50 / 7	22	7	16	50	46
KNRE 50 / 8	22	8	16	50	46

Standardfarben
- schwarz

Standard Colours
- *black*

Material
- Grundkörper: elastischer Thermoplast (TPE)

Material
- *Base body: elastic thermoplast (TPE)*

Gruppe / Group: KNOP

Knopf, elastisch
Knob elastically

KNOP

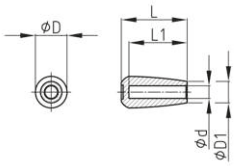

KNOP

Bestellnummer *Order Number*	D *D* mm	D1 *D1* mm	d *d* mm	L *L* mm	L1 *L1* mm
KNOP 52 / 8	25	17	8	52	46
KNOP 52 / 10	25	17	10	52	46
KNOP 62 / 8	27	18	8	62	55
KNOP 62 / 10	72	18	10	62	55
KNOP 62 / 12	27	18	12	62	55
KNOP 75 / 12	32	22	12	75	68
KNOP 75 / 14	32	22	14	75	68
KNOP 75 / 16	32	22	16	75	68

Standardfarben
- schwarz

Standard Colours
- *black*

Material
- Grundkörper: elastischer Thermoplast (TPE)

Material
- *Base body: elastic thermoplast (TPE)*

Gruppe / Group: KNOS

Knopf mit Stecker, elastisch
Knob with plug, elastically

KNOS

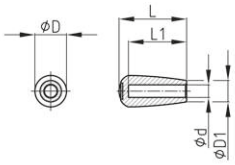

KNOS

Bestellnummer *Order Number*	D *D* mm	D1 *D1* mm	d *d* mm	L *L* mm	L1 *L1* mm
KNOS 52 / 8	25	17	8	52	46
KNOS 52 / 10	25	17	10	52	46
KNOS 62 / 8	27	18	8	62	55
KNOS 62 / 10	27	18	10	62	55
KNOS 62 / 12	27	18	12	62	55
KNOS 75 / 12	32	22	12	75	68
KNOS 75 / 14	32	22	14	75	68
KNOS 75 / 16	32	22	16	75	68

Standardfarben
- schwarz

Standard Colours
- *black*

Material
- Grundkörper: elastischer Thermoplast (TPE)

Material
- *Base body: elastic thermoplast (TPE)*

Gruppe / Group: KNOF

Knopf mit flachem Kopf, elastisch
Knob with flat head, elastically

Bestellnummer *Order Number*	D *D* mm	D1 *D1* mm	d *d* mm	L *L* mm	L1 *L1* mm
KNOF 46 / 10	33	20	10	46	42
KNOF 46 / 11	33	20	11	46	42
KNOF 46 / 12	33	20	12	46	42

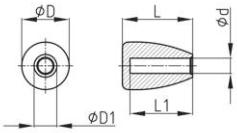

KNOF

KNOF

Standardfarben
- schwarz

Standard Colours
- *black*

Material
- Grundkörper: elastischer Thermoplast (TPE)

Material
- *Base body: elastic thermoplast (TPE)*

Gruppe / Group: KNOG

Knopf mit flachen Kopf und Innengewinde, elastisch
Knob with flat head and thread, elastically

Bestellnummer *Order Number*	D *D* mm	D1 *D1* mm	L *L* mm	L1 *L1* mm	M *M*
KNOG 46 / M8	33	20	46	24	M8
KNOG 46 / M10	33	20	46	24	M10
KNOG 46 / M12	33	20	46	24	M12
KNOG 46 / M14	33	20	46	28	M14

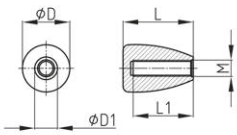

KNOG

KNOG

Standardfarben
- schwarz

Standard Colours
- *black*

Material
- Grundkörper: elastischer Thermoplast (TPE)

Material
- *Base body: elastic thermoplast (TPE)*

Gruppe / Group: KNOB

Knopf mit flachem Kopf und Gewindebolzen, elastisch
Button with a flat head and threaded bolt, elastically

Bestellnummer *Order Number*	D *D* mm	D1 *D1* mm	L *L* mm	L1 *L1* mm	M *M*
KNOB 46 / M8x20	33	20	46	20	M8
KNOB 46 / M8x30	33	20	46	30	M8
KNOB 46 / M8x40	33	20	46	40	M8
KNOB 46 / M10x20	33	20	46	20	M10
KNOB 46 / M10x30	33	20	46	30	M10
KNOB 46 / M10x40	33	20	46	40	M10
KNOB 46 / M10x50	33	20	46	50	M10

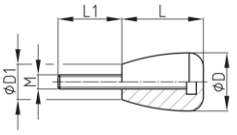

KNOB

KNOB

Standardfarben
- schwarz

Standard Colours
- *black*

Material
- Grundkörper: elastischer Thermoplast (TPE)
- Gewinde: Stahl verzinkt

Material
- *Base body: elastic thermoplast (TPE)*
- *Thread: zinc-plated steel*

Gruppe / Group: KNMR

Knopf matt, handliche Form
Knob matt, handy form

KNMR

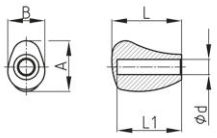

KNMR

Bestellnummer *Order Number*	A *A* mm	B *B* mm	d *d* mm	L *L* mm	L1 *L1* mm
KNMR 80 / 10	50	38	10	78	70
KNMR 80 / 12	50	38	12	78	70
KNMR 80 / 14	50	38	14	78	70
KNMR 80 / 16	50	38	16	78	70

Standardfarben
- schwarz

Standard Colours
- *black*

Material
- Grundkörper: Polyamid 6 (PA 6)

Material
- *Base body: Polyamide (PA 6)*

Gruppe / Group: KNMG

Knopf matt mit Gewinde, kurz
Knob matt with thread, short

KNMG

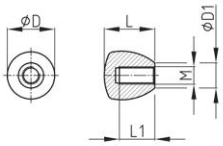

KNMG

Bestellnummer *Order Number*	D *D* mm	D1 *D1* mm	L *L* mm	L1 *L1* mm	M *M*
KNMG 35 / M8	34	16	35	20	M8
KNMG 35 / M10	34	16	35	20	M10

Standardfarben
- schwarz

Standard Colours
- *black*

Material
- Grundkörper: Polyamid 6 (PA 6)

Material
- *Base body: Polyamide (PA 6)*

Gruppe / Group: KNMK

Knopf matt, kurz
Knob matt, short

KNMK

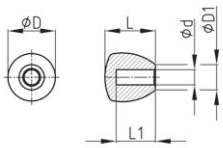

KNMK

Bestellnummer *Order Number*	D *D* mm	D1 *D1* mm	d *d* mm	L *L* mm	L1 *L1* mm
KNMK 35 / 8	34	16	8	35	20
KNMK 35 / 10	34	16	10	35	20

Standardfarben
- schwarz

Standard Colours
- *black*

Material
- Grundkörper: Polyamid 6 (PA 6)

Material
- *Base body: Polyamide (PA 6)*

Gruppe / Group: KNGL

Knopf glänzend mit flachen Kopf, lang
Knob glossy with flat head, long

Bestellnummer *Order Number*	D *D* mm	D1 *D1* mm	d *d* mm	L *L* mm	L1 *L1* mm
KNGL 37 / 7	25	12	7	37	24
KNGL 37 / 8	25	12	8	37	24

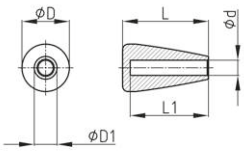

KNGL

KNGL

Standardfarben
- schwarz

Standard Colours
- *black*

Material
- Grundkörper: Polyamid 6 (PA 6)

Material
- *Base body: Polyamide (PA 6)*

Gruppe / Group: KNGK

Knopf glänzend mit flachem Kopf und Gewinde, kurz
Knob glossy with flat head and thread, short

Bestellnummer *Order Number*	D *D* mm	D1 *D1* mm	L *L* mm	L1 *L1* mm	M *M*
KNGK 30 / M8	28	13	30	23	M8

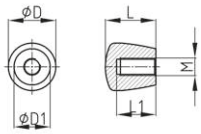

KNGK

KNGK

Standardfarben
- schwarz

Standard Colours
- *black*

Material
- Grundkörper: Polyamid 6 (PA 6)

Material
- *Base body: Polyamide (PA 6)*

Gruppe / Group: KNGA

Knopf glänzend mit rundem Kopf und Gewinde
Knob glossy with round head and thread

Bestellnummer *Order Number*	D *D* mm	D1 *D1* mm	L *L* mm	L1 *L1* mm	M *M*
KNGA 65 / M8	32	20	65	30	M8
KNGA 65 / M10	32	20	65	30	M10
KNGA 65 / M12	32	20	65	30	M12

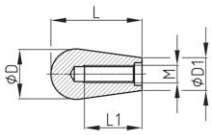

KNGA

KNGA

Standardfarben
- schwarz

Standard Colours
- *black*

Material
- Grundkörper: Polyamid 6 (PA 6)

Material
- *Base body: Polyamide (PA 6)*

Gruppe / Group: KNSB

Konischer Schaltknopf mit Gewindebuchse
Conical control knob with threaded bush

KNSB

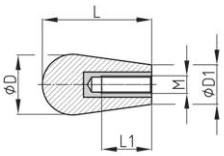

KNSB

Bestellnummer *Order Number*	D *D* mm	D1 *D1* mm	L *L* mm	L1 *L1* mm	M *M*
KNSB 40 / M6	20	15	40	12	M6
KNSB 40 / M8	20	15	40	18	M8
KNSB 60 / M6	20	14	60	12	M6
KNSB 60 / M8	20	14	60	18	M8

Standardfarben
- schwarz

Material
- Grundkörper: Duroplast
- Gewinde: Messing

Standard Colours
- *black*

Material
- *Base body: Thermosetting plastic*
- *Thread: Brass*

Gruppe / Group: KNSK

Konischer Schaltknopf mit Gewindebolzen
Conical control knob with threaded bolt

KNSK

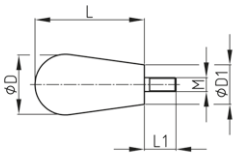

KNSK

Bestellnummer *Order Number*	D *D* mm	D1 *D1* mm	L *L* mm	L1 *L1* mm	M *M*
KNSK 40 / M6x15	20	15	40	15	M6
KNSK 40 / M8x15	20	15	40	15	M8
KNSK 60 / M6x15	20	14	60	15	M6
KNSK 60 / M8x15	20	14	60	15	M8
KNSK 60 / M8x30	20	14	60	30	M8

Standardfarben
- schwarz

Material
- Grundkörper: Duroplast
- Gewinde: Stahl verzinkt

Standard Colours
- *black*

Material
- *Base body: Thermosetting plastic*
- *Thread: zinc-plated steel*

Gruppe / Group: KKB/ST

Blank polierte Kugelknöpfe (ähnlich DIN 319E/Duroplast) mit Gewindebuchse (umspritzt)
Bright polished ball knobs (similar DIN 319E/ thermosetting plastics) with threaded bush (overmoulded)

KKB/ST

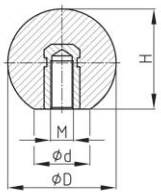

KKB/ST

Bestellnummer *Order Number*	d *d* mm	D *D* mm	H *H* mm	M *M*
KKB 20 M5 St	12	20	18,5	M5
KKB 20 M6 St	12	20	18,5	M6
KKB 25 M5 St	15	25	23	M5
KKB 25 M6 St	15	25	23	M6

Bestellnummer *Order Number*	d *d* mm	D *D* mm	H *H* mm	M *M*
KKB 25 M8 St	15,5	25	22,5	M8
KKB 28 M8 St	15,5	28	26	M8
KKB 30 M8 St	16,5	30	28,5	M8
KKB 32 M6 St	19	32	30	M6

Bestellnummer *Order Number*	d *d* mm	D *D* mm	H *H* mm	M *M*
KKB 32 M8 St	18,5	32	30	M8
KKB 32 M10 St	18,5	32	29,5	M10
KKB 36 M10 St	17	36	21	M10
KKB 40 M6 St	22	40	37	M6

Gruppe / Group: KKB/ST

Bestellnummer *Order Number*	d *d* mm	D *D* mm	H *H* mm	M *M*
KKB 40 M8 St	22	40	37	M8
KKB 40 M10 St	22	40	37	M10
KKB 40 M12 St	22	40	37	M12

Bestellnummer *Order Number*	d *d* mm	D *D* mm	H *H* mm	M *M*
KKB 45 M10 St	17	45	43	M10
KKB 45 M12 St	17	45	43	M12
KKB 50 M10 St	29	50	46	M10

Bestellnummer *Order Number*	d *d* mm	D *D* mm	H *H* mm	M *M*
KKB 50 M12 St	29	50	46	M12
KKB 50 M16 St	28	50	46	M16

Standardfarben
- schwarz

Material
- Grundkörper: Duroplast FS 31
- Gewinde: Stahl verzinkt

Standard Colours
- *black*

Material
- *Base body: Thermosetting plastic FS 31*
- *Thread: zinc-plated steel*

Gruppe / Group: KKC

Blank polierte Kugelknöpfe (ähnlich DIN 319C/Duroplast) mit Kunststoff-Gewinde
Bright polished ball knobs (similar DIN 319C/thermosetting plastics) with plastic thread

KKC

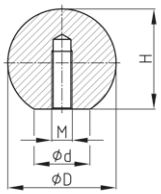

KKC

Bestellnummer *Order Number*	d *d* mm	D *D* mm	H *H* mm	M *M*
KKC 10 M3	5,5	10	10	M3
KKC 12 M4	8	12	12	M4
KKC 16 M4	9,5	16	15,5	M4
KKC 16 M5	8,5	16	15,5	M5
KKC 16 M6	9	16	15,5	M6
KKC 18 M5	12	18	17	M5
KKC 20 M4	12	20	18,5	M4
KKC 20 M5	12,5	20	18,5	M5
KKC 20 M6	13,5	20	18,5	M6
KKC 20 M8	13	20	18,5	M8
KKC 20 M10	13	20	18,5	M10
KKC 22 M6	12,5	20	21	M6
KKC 25 M4	14,5	25	23	M4
KKC 25 M5	16	25	23	M5
KKC 25 M6	16	25	22,5	M6

Bestellnummer *Order Number*	d *d* mm	D *D* mm	H *H* mm	M *M*
KKC 25 M8	16,5	25	23	M8
KKC 25 M10	16,5	25	23	M10
KKC 30 M5	15,5	30	28,5	M5
KKC 30 M6	17,5	30	26,5	M6
KKC 30 M8	17	30	28	M8
KKC 30 M10	16,5	30	26,5	M10
KKC 32 M6	18	32	29,5	M6
KKC 32 M8	20	32	29	M8
KKC 32 M10	19,5	32	29,5	M10
KKC 35 M6	19	35	33,5	M6
KKC 35 M8	19,5	35	33	M8
KKC 36 M6	16	36	34	M6
KKC 36 M 8	16	36	34	M8
KKC 36 M 10	16	36	34	M10
KKC 40 M6	23	40	37,5	M6

Bestellnummer *Order Number*	d *d* mm	D *D* mm	H *H* mm	M *M*
KKC 40 M8	22,5	40	37,5	M8
KKC 40 M10	23	40	36,5	M10
KKC 40 M12	22,5	40	37	M12
KKC 45 M8	15,5	45	46,5	M8
KKC 45 M10	19	45	44	M10
KKC 45 M12	18,5	45	43	M12
KKC 50 M8	23	50	46,5	M8
KKC 50 M10	29	50	46	M10
KKC 50 M12	28	50	46,5	M12
KKC 50 M16	28	50	47	M16
KKC 60 M10	19	60	59,5	M10
KKC 60 M12	18	60	60	M12
KKC 60 M16	19,5	60	60	M16

Standardfarben
- schwarz

Material
- Duroplast FS 31

Standard Colours
- *black*

Material
- *Thermosetting plastic FS 31*

Gruppe / Group: KLH2M

Klemmhebel mit Gewindebuchse (umspritzt)
Clamping handle with threaded bush (overmoulded)

KLH2M

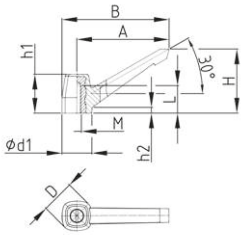

KLH2M

Bestellnummer *Order Number*	A *A* mm	B *B* mm	d1 *d1* mm	D *D* mm	h1 *h1* mm	h2 *h2* mm	H *H* mm	L *L* mm	M *M*
KLH2M 40 M6	40	49	16	18	22	9	38	18	M6
KLH2M 55 M6	55	65	20	22	23	8	49	-	M6
KLH2M 55 M8	55	65	20	22	23	8	49	19	M8
KLH2M 79 M8	80	93	27	29	32	8	68	27	M8
KLH2M 79 M10	80	93	27	29	32	8	68	25,5	M10
KLH2M 79 M12	80	93	27	29	32	8	68	26,5	M12
KLH2M 100 M12	100	117	33	38	44	12	85	32	M12
KLH2M 100 M14	100	117	33	38	44	12	85	-	M14
KLH2M 100 M16	100	117	33	38	44	12	85	-	M16

Standardfarben
- schwarz

Material
- Grundkörper: glasfaserverstärktes Polyamid (PA-GF)
- Gewinde: Messing

Standard Colours
- *black*

Material
- *Base body: glass fibre reinforced polyamide (PA-GF)*
- *Thread: Brass*

Gruppe / Group: KLH2B

Klemmhebel mit Gewindebolzen (umspritzt)
Clamping handle with threaded bolt (overmoulded)

KLH2B

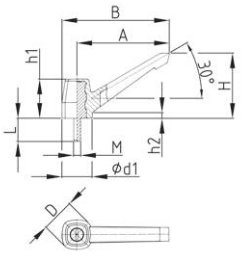

KLH2B

Bestellnummer *Order Number*	A *A* mm	B *B* mm	d1 *d1* mm	D *D* mm	h1 *h1* mm	h2 *h2* mm	H *H* mm	L *L* mm	M *M*
KLH2B 40 M6x15	40	49	16	18	22	9	38	15	M6
KLH2B 55 M8x25	55	65	20	22	23	8	49	25	M8
KLH2B 55 M8x40	55	65	20	22	23	8	49	40	M8
KLH2B 79 M10x30	80	93	27	29	32	8	68	30	M10
KLH2B 79 M10x50	80	93	27	29	32	8	68	50	M10
KLH2B 100 M12x50	100	117	33	38	44	12	85	50	M12

Standardfarben
- schwarz

Material
- Grundkörper: glasfaserverstärktes Polyamid (PA-GF)
- Gewinde: Stahl verzinkt

Standard Colours
- *black*

Material
- *Base body: glass fibre reinforced polyamide (PA-GF)*
- *Thread: zinc-plated steel*

Gruppe / Group: KLH3M

Klemmhebel mit Gewindebuchse (umspritzt), verstellbar
Clamping handle with threaded bush (overmoulded), adjustable

Bestellnummer *Order Number*	A *A* mm	B *B* mm	d1 *d1* mm	D *D* mm	h1 *h1* mm	h2 *h2* mm	h3 *h3* mm	H *H* mm	L *L* mm	M *M*
KLH3M 45 M4	45	52,5	12	15	31	4	15	33	6	M4
KLH3M 45 M5	45	52,5	12	15	31	4	15	33	10	M5
KLH3M 45 M6	45	52,5	12	15	31	4	15	33	11,5	M6
KLH3M 65 M6	65	75	16	20	37	6	19	45	16,5	M6
KLH3M 65 M8	65	75	16	20	37	6	19	45	17	M8
KLH3M 80 M8	80	91	19	23	45	12	24	56	17	M8
KLH3M 80 M10	80	91	19	23	45	12	24	56	22,5	M10
KLH3M 95 M10	95	108	22	27	53	13	27	64	22	M10
KLH3M 95 M12	95	108	22	27	53	13	27	64	27	M12

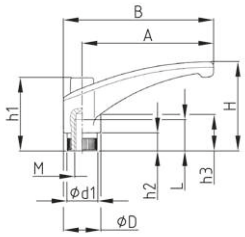

KLH3M

KLH3M

Standardfarben
- schwarz

Material
- Grundkörper: glasfaserverstärktes Polyamid (PA-GF)
- Gewinde: Messing

Standard Colours
- *black*

Material
- *Base body: glass fibre reinforced polyamide (PA-GF)*
- *Thread: Brass*

Gruppe / Group: KLH3B

Klemmhebel mit Gewindebolzen (umspritzt), verstellbar
Clamping handle with threaded bolt (overmoulded), adjustable

KLH3B

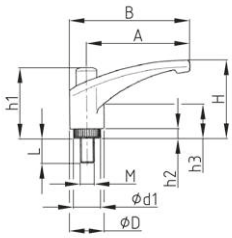

KLH3B

A *A* mm	B *B* mm	d1 *d1* mm	D *D* mm	h1 *h1* mm	h2 *h2* mm	h3 *h3* mm	H *H* mm	M *M*	10 mm	12 mm	16 mm	20 mm	25 mm	30 mm	35 mm	40 mm	50 mm	60 mm
45	52,5	12	15	31	4	15	33	M5	•		•	•						
45	52,5	12	15	31	4	15	33	M6		•	•	•	•	•		•		
65	75	16	20	37	6	19	45	M6		•	•	•	•	•		•		
65	75	16	20	37	6	19	45	M8			•	•	•	•	•	•	•	•
80	91	19	23	45	12	24	56	M8				•	•	•	•	•	•	•
80	91	19	23	45	12	24	56	M10				•	•	•		•	•	•
95	108	22	27	53	13	27	64	M12					•	•		•	•	

Bestellbeispiel: Gruppe + A + M + Gewindelänge —> KLH3B 45 M 6x 20
Ordering example: *Group + A + M + Thread Length —> KLH3B 45 M 6x 20*

Standardfarben
- schwarz

Material
- Grundkörper: glasfaserverstärktes Polyamid (PA-GF)
- Gewinde: Stahl verzinkt

Standard Colours
- *black*

Material
- *Base body: glass fibre reinforced polyamide (PA-GF)*
- *Thread: zinc-plated steel*

Gruppe / Group: KLH4M

Klemmhebel mit Gewindebuchse, verstellbar
Clamping handle with threaded bush, adjustable

KLH4M

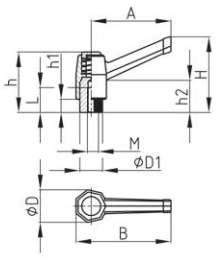

KLH4M

Bestellnummer *Order Number*	A *A* mm	B *B* mm	D *D* mm	D1 *D1* mm	H *H* mm	h *h* mm	h1 *h1* mm	h2 *h2* mm	L *L* mm	M *M*
KLH4M 40 / M4	40	50	17	12	42	33	7	15	8	M4
KLH4M 40 / M5	40	50	17	12	42	33	7	15	10	M5
KLH4M 40 / M6	40	50	17	12	42	33	7	15	12	M6
KLH4M 60 / M6	60	70	22	15	42	37	8	14	12	M6
KLH4M 60 / M8	60	70	22	15	42	37	8	14	16	M8
KLH4M 80 / M8	80	95	27	19	59	49	9	20	16	M8
KLH4M 80 / M10	80	95	27	19	59	49	9	20	22	M10
KLH4M 80 / M12	80	95	27	19	59	49	9	20	22	M12
KLH4M 100 / M12	100	117	38	25	85	60	12	20	22	M12
KLH4M 100 / M14	100	117	38	25	85	60	12	20	22	M14
KLH4M 100 / M16	100	117	38	25	85	60	12	20	22	M16

Standardfarben
- schwarz

Material
- Grundkörper: glasfaserverstärktes Polyamid (PA-GF)
- Gewindebuchse: Messing
- Druckknopf: Polyamid (PA)

Standard Colours
- *black*

Material
- *Base body: glass fibre reinforced polyamide (PA-GF)*
- *Threaded bush: brass*
- *Push button: Polyamide (PA)*

Gruppe / Group: KLH4B

Klemmhebel mit Gewindebolzen, verstellbar
Clamping handle with threaded bolt, adjustable

KLH4B

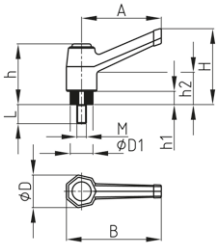

KLH4B

A *A* mm	B *B* mm	D *D* mm	D1 *D1* mm	H *H* mm	h *h* mm	h1 *h1* mm	h2 *h2* mm	M *M*	10 mm	15 mm	20 mm	25 mm	30 mm	40 mm	50 mm	60 mm
40	50	17	12	42	33	7	15	M5	•		•		•			
40	50	17	12	42	33	7	15	M6		•	•	•	•			
40	50	17	12	42	33	7	15	M8		•			•			
60	70	22	15	42	37	8	14	M6		•	•	•	•	•	•	
60	70	22	15	42	37	8	14	M8		•	•		•	•	•	•
60	70	22	15	42	37	8	14	M10			•		•	•	•	
80	95	27	19	59	49	9	20	M10			•		•	•	•	•
80	95	27	19	59	49	9	20	M12			•		•	•	•	
100	117	38	25	85	60	12	20	M12					•	•	•	
100	117	38	25	85	60	12	20	M14					•	•	•	
100	117	38	25	85	60	12	20	M16					•	•	•	

Bestellbeispiel: Gruppe + A + M + Gewindelänge —> KLH4B - 40 M8x 30
Ordering example: *Group + A + M + Thread Length —> KLH4B - 40 M8x 30*

Standardfarben
- schwarz

Standard Colours
- *black*

Gruppe / Group: KLH4B

Material
- Grundkörper: glasfaserverstärktes Polyamid (PA-GF)
- Gewindebolzen: Stahl verzinkt
- Druckknopf: Polyamid (PA)

Material
- *Base body: glass fibre reinforced polyamide (PA-GF)*
- *Thread bolt: zinc-plated steel*
- *Push button: Polyamide (PA)*

Gruppe / Group: KLH4E

Klemmhebel mit Gewindebolzen aus Edelstahl, verstellbar
Clamping handle with threaded bolt made of stainless steel, adjustable

Bestellnummer ***Order Number***	**A** ***A*** **mm**	**B** ***B*** **mm**	**D** ***D*** **mm**	**D1** ***D1*** **mm**	**H** ***H*** **mm**	**h** ***h*** **mm**	**h1** ***h1*** **mm**	**h2** ***h2*** **mm**	**L** ***L*** **mm**	**M** ***M***
KLH4E 40 / M6x30	40	50	17	12	42	33	7	15	30	M6
KLH4E 40 / M8x30	40	50	17	12	42	33	7	15	30	M8
KLH4E 60 / M6x30	60	70	22	15	42	37	8	14	30	M6
KLH4E 60 / M6x50	60	70	22	15	42	37	8	14	50	M6
KLH4E 60 / M8x20	60	70	22	15	42	37	8	14	20	M8
KLH4E 60 / M8x30	60	70	22	15	42	37	8	14	30	M8
KLH4E 60 / M8x50	60	70	22	15	42	37	8	14	50	M8
KLH4E 80 / M10x30	80	95	27	19	59	49	9	20	30	M10
KLH4E 80 / M10x50	80	95	27	19	59	49	9	20	50	M10
KLH4E 80 / M12x30	80	95	27	19	59	49	9	20	30	M12
KLH4E 80 / M12x50	80	95	27	19	59	49	9	20	50	M12

KLH4E

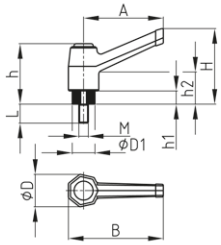

KLH4E

Standardfarben
- schwarz

Material
- Grundkörper: glasfaserverstärktes Polyamid (PA-GF)
- Gewindebolzen: Edelstahl
- Druckknopf: Polyamid (PA)

Standard Colours
- *black*

Material
- *Base body: glass fibre reinforced polyamide (PA-GF)*
- *Threaded bolt: stainless steel*
- *Push button: Polyamide (PA)*

Gruppe / Group: KLH5M

Klemmhebel mit Gewindebuchse, verstellbar
Clamping handle with threaded bush, adjustable

Bestellnummer ***Order Number***	**A** ***A*** **mm**	**B** ***B*** **mm**	**D** ***D*** **mm**	**D1** ***D1*** **mm**	**H** ***H*** **mm**	**h** ***h*** **mm**	**h1** ***h1*** **mm**	**h2** ***h2*** **mm**	**L** ***L*** **mm**	**M** ***M***
KLH5M 40 / M4	40	50	17	12	42	33	7	15	11	M4
KLH5M 40 / M5	40	50	17	12	42	33	7	15	11	M5
KLH5M 40 / M6	40	50	17	12	42	33	7	15	11	M6
KLH5M 60 / M6	60	70	22	15	42	37	8	14	16	M6
KLH5M 60 / M8	60	70	22	15	42	37	8	14	16	M8
KLH5M 80 / M8	80	95	27	19	59	49	9	20	16	M8
KLH5M 80 / M10	80	95	27	19	59	49	9	20	16	M10
KLH5M 80 / M12	80	95	27	19	59	49	9	20	16	M12
KLH5M 100 / M12	100	117	38	25	85	60	12	20	25	M12
KLH5M 100 / M14	100	117	38	25	85	60	12	20	20	M14
KLH5M 100 / M16	100	117	38	25	85	60	12	20	24	M16

KLH5M

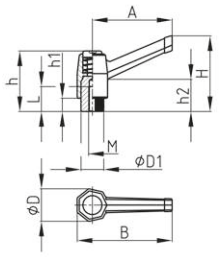

KLH5M

Standardfarben
- schwarz

Material
- Grundkörper: glasfaserverstärktes Polyamid (PA-GF)
- Gewindebuchse: Messing
- Einstellschraube: Stahl verzinkt

Standard Colours
- *black*

Material
- *Base body: glass fibre reinforced polyamide (PA-GF)*
- *Threaded bush: brass*
- *Adjusting screw: zinc plated steel*

Gruppe / Group: KLH5B

Klemmhebel mit Gewindebolzen, verstellbar
Clamping handle with threaded bolt, adjustable

KLH5B

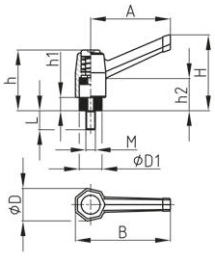

KLH5B

A *A* mm	B *B* mm	D *D* mm	D1 *D1* mm	H *H* mm	h *h* mm	h1 *h1* mm	h2 *h2* mm	M *M*	10 mm	15 mm	20 mm	25 mm	30 mm	40 mm	50 mm	60 mm
40	50	17	12	42	33	7	15	M5	•		•		•			
40	50	17	12	42	33	7	15	M6		•	•	•	•			
60	70	22	15	42	37	8	14	M6		•	•	•	•	•	•	
60	70	22	15	42	37	8	14	M8		•	•		•	•	•	•
60	70	22	15	42	37	8	14	M10						•		
80	95	27	19	59	49	9	20	M10			•		•	•	•	
80	95	27	19	59	49	9	20	M12					•	•	•	
100	117	38	25	85	60	12	20	M12					•	•	•	
100	117	38	25	85	60	12	20	M14					•	•	•	
100	117	38	25	85	60	12	20	M16					•	•	•	

Bestellbeispiel: Gruppe + A + M + Gewindelänge —> KLH5B - 60 M6x 20
Ordering example: *Group + A + M + Thread Length —> KLH5B - 60 M6x 20*

Standardfarben
- schwarz

Material
- Grundkörper: glasfaserverstärktes Polyamid (PA-GF)
- Gewindebolzen: Stahl verzinkt
- Einstellschraube: Stahl verzinkt

Standard Colours
- *black*

Material
- *Base body: glass fibre reinforced polyamide (PA-GF)*
- *Thread bolt: zinc-plated steel*
- *Adjusting screw: zinc plated steel*

Gruppe / Group: KLH6M

Klemmhebel mit Gewindebuchse, verstellbar
Clamping handle with threaded bush, adjustable

KLH6M

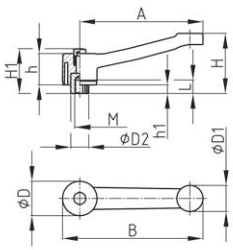

KLH6M

Bestellnummer *Order Number*	A *A* mm	B *B* mm	D *D* mm	D1 *D1* mm	D2 *D2* mm	H *H* mm	h *h* mm	H1 *H1* mm	h1 *h1* mm	L *L* mm	M *M*
KLH6M 128 / M12	128	151	45	35	24	72	42	60	12	22	M12
KLH6M 128 / M14	128	151	45	35	24	72	42	60	12	22	M14
KLH6M 128 / M16	128	151	45	35	24	72	42	60	12	22	M16
KLH6M 148 / M12	148	171	45	35	24	78	42	60	12	22	M12
KLH6M 148 / M14	148	171	45	35	24	78	42	60	12	22	M14
KLH6M 148 / M16	148	171	45	35	24	78	42	60	12	22	M16

Standardfarben
- schwarz

Material
- Grundkörper: glasfaserverstärktes Polyamid (PA-GF)
- Gewindebuchse: Messing
- Druckknopf: Polyamid (PA)

Standard Colours
- *black*

Material
- *Base body: glass fibre reinforced polyamide (PA-GF)*
- *Threaded bush: brass*
- *Push button: Polyamide (PA)*

Gruppe / Group: KLH6B

Klemmhebel mit Gewindebolzen, verstellbar
Clamping handle with threaded bolt, adjustable

Bestellnummer *Order Number*	A *A* mm	B *B* mm	D *D* mm	D1 *D1* mm	D2 *D2* mm	H *H* mm	h *h* mm	H1 *H1* mm	h1 *h1* mm	L *L* mm	M *M*
KLH6B 128/M12x30	128	151	45	35	24	72	42	60	12	30	M12
KLH6B 128/M12x40	128	151	45	35	24	72	42	60	12	40	M12
KLH6B 128/M12x50	128	151	45	35	24	72	42	60	12	50	M12
KLH6B 128/M14x30	128	151	45	35	24	72	42	60	12	30	M14
KLH6B 128/M14x40	128	151	45	35	24	72	42	60	12	40	M14
KLH6B 128/M14x50	128	151	45	35	24	72	42	60	12	50	M14
KLH6B 128/M16x30	128	151	45	35	24	72	42	60	12	30	M16
KLH6B 128/M16x40	128	151	45	35	24	72	42	60	12	40	M16
KLH6B 128/M16x50	128	151	45	35	24	72	42	60	12	50	M16
KLH6B 148/M12x30	148	171	45	35	24	78	42	60	12	30	M12
KLH6B 148/M12x40	148	171	45	35	24	78	42	60	12	40	M12
KLH6B 148/M12x50	148	171	45	35	24	78	42	60	12	50	M12
KLH6B 148/M14x30	148	171	45	35	24	78	42	60	12	30	M14
KLH6B 148/M14x40	148	171	45	35	24	78	42	60	12	40	M14
KLH6B 148/M14x50	148	171	45	35	24	78	42	60	12	50	M14
KLH6B 148/M16x30	148	171	45	35	24	78	42	60	12	30	M16
KLH6B 148/M16x40	148	171	45	35	24	78	42	60	12	40	M16
KLH6B 148/M16x50	148	171	45	35	24	78	42	60	12	50	M16

KLH6B

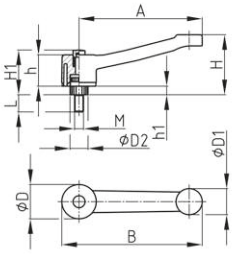

KLH6B

Standardfarben
- schwarz

Material
- Grundkörper: glasfaserverstärktes Polyamid (PA-GF)
- Gewindebolzen: Stahl verzinkt
- Druckknopf: Polyamid (PA)

Standard Colours
- *black*

Material
- *Base body: glass fibre reinforced polyamide (PA-GF)*
- *Thread bolt: zinc-plated steel*
- *Push button: Polyamide (PA)*

Gruppe / Group: KLH7M

Klemmhebel mit Gewindebuchse
Clamping handle with threaded bush

Bestellnummer *Order Number*	A *A* mm	B *B* mm	D *D* mm	D1 *D1* mm	H *H* mm	h *h* mm	H1 *H1* mm	L *L* mm	M *M*
KLH7M 128 / M12	128	151	45	35	60	42	53	22	M12
KLH7M 128 / M14	128	151	45	35	60	42	53	22	M14
KLH7M 128 / M16	128	151	45	35	60	42	53	22	M16
KLH7M 148 / M12	148	171	45	35	65	42	58	22	M12
KLH7M 148 / M14	148	171	45	35	65	42	58	22	M14
KLH7M 148 / M16	148	171	45	35	65	42	58	22	M16

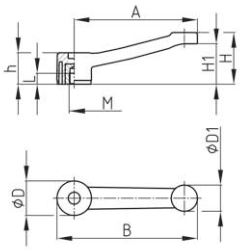

KLH7M

KLH7M

Standardfarben
- schwarz

Material
- Grundkörper: glasfaserverstärktes Polyamid (PA-GF)
- Gewindebuchse: Messing

Standard Colours
- *black*

Material
- *Base body: glass fibre reinforced polyamide (PA-GF)*
- *Threaded bush: brass*

Gruppe / Group: KLH7B

Klemmhebel mit Gewindebolzen
Clamping handle with threaded bolt

KLH7B

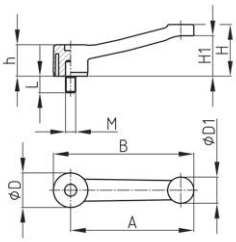

KLH7B

Bestellnummer *Order Number*	A *A* mm	B *B* mm	D *D* mm	D1 *D1* mm	H *H* mm	h *h* mm	H1 *H1* mm	L *L* mm	M *M*
KLH7B 128 / M12x30	128	151	45	35	60	42	53	30	M12
KLH7B 128 / M12x40	128	151	45	35	60	42	53	40	M12
KLH7B 128 / M12x50	128	151	45	35	60	42	53	50	M12
KLH7B 128 / M14x30	128	151	45	35	60	42	53	30	M14
KLH7B 128 / M14x40	128	151	45	35	60	42	53	40	M14
KLH7B 128 / M14x50	128	151	45	35	60	42	53	50	M14
KLH7B 128 / M16x30	128	151	45	35	60	42	53	30	M16
KLH7B 128 / M16x40	128	151	45	35	60	42	53	40	M16
KLH7B 128 / M16x50	128	151	45	35	60	42	53	50	M16
KLH7B 148 / M12x30	148	171	45	35	65	42	58	30	M12
KLH7B 148 / M12x40	148	171	45	35	65	42	58	40	M12
KLH7B 148 / M12x50	148	171	45	35	65	42	58	50	M12
KLH7B 148 / M14x30	148	171	45	35	65	42	58	30	M14
KLH7B 148 / M14x40	148	171	45	35	65	42	58	40	M14
KLH7B 148 / M14x50	148	171	45	35	65	42	58	50	M14
KLH7B 148 / M16x30	148	171	45	35	65	42	58	30	M16
KLH7B 148 / M16x40	148	171	45	35	65	42	58	40	M16
KLH7B 148 / M16x50	148	171	45	35	65	42	58	50	M16

Standardfarben
- schwarz

Material
- Grundkörper: glasfaserverstärktes Polyamid (PA-GF)
- Gewindebolzen: Stahl verzinkt

Standard Colours
- *black*

Material
- *Base body: glass fibre reinforced polyamide (PA-GF)*
- *Thread bolt: zinc-plated steel*

Gruppe / Group: KLH8M

Klemmhebel mit Gewindebuchse
Clamping handle with threaded bush

KLH8M

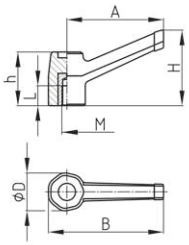

KLH8M

Bestellnummer *Order Number*	A *A* mm	B *B* mm	D *D* mm	H *H* mm	h *h* mm	L *L* mm	M *M*
KLH8M 40 / M5	40	50	17	33	22	10	M5
KLH8M 40 / M6	40	50	17	33	22	12	M6
KLH8M 60 / M6	60	70	22	38	26	12	M6
KLH8M 60 / M8	60	70	22	38	26	16	M8
KLH8M 80 / M10	80	95	27	50	33	22	M10
KLH8M 80 / M12	80	95	27	50	33	22	M12
KLH8M 100 / M14	100	117	38	73	42	22	M14
KLH8M 100 / M16	100	117	38	73	42	22	M16

Standardfarben
- schwarz

Material
- Grundkörper: glasfaserverstärktes Polyamid (PA-GF)
- Gewindebuchse: Messing
- Abdeckung: eloxiertes Aluminium, selbstklebend

Standard Colours
- *black*

Material
- *Base body: glass fibre reinforced polyamide (PA-GF)*
- *Threaded bush: brass*
- *Cover: anodized aluminium, self-adhesive*

Gruppe / Group: KLH8B

Klemmhebel mit Gewindebolzen
Clamping handle with threaded bolt

Bestellnummer *Order Number*	A *A* mm	B *B* mm	D *D* mm	H *H* mm	h *h* mm	L *L* mm	M *M*
KLH8B 40 / M5x20	40	50	17	33	22	20	M5
KLH8B 40 / M6x20	40	50	17	33	22	20	M6
KLH8B 60 / M6x30	60	70	22	38	26	30	M6
KLH8B 60 / M8x30	60	70	22	38	26	30	M8
KLH8B 80 / M10x30	80	95	27	50	33	30	M10
KLH8B 80 / M12x30	80	95	27	50	33	30	M12
KLH8B 100 / M14x40	100	117	38	73	42	40	M14
KLH8B 100 / M16x50	100	117	38	73	42	40	M16

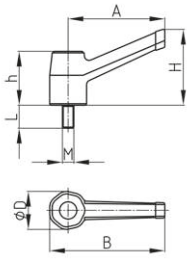

KLH8B

KLH8B

Standardfarben
- schwarz

Material
- Grundkörper: glasfaserverstärktes Polyamid (PA-GF)
- Gewindebolzen: Stahl verzinkt
- Abdeckung: eloxiertes Aluminium, selbstklebend

Standard Colours
- *black*

Material
- *Base body: glass fibre reinforced polyamide (PA-GF)*
- *Thread bolt: zinc-plated steel*
- *Cover: anodized aluminium, self-adhesive*

Gruppe / Group: KLH9M

Klemmhebel mit Gewindebuchse, verstellbar
Clamping handle with threaded bush, adjustable

Bestellnummer *Order Number*	A *A* mm	D *D* mm	D1 *D1* mm	H *H* mm	h *h* mm	h1 *h1* mm	L *L* mm	M *M*
KLH9M 40 / M5	40	18	12	22	6	30	10	M5
KLH9M 40 / M6	40	18	12	22	6	30	10	M6
KLH9M 60 / M6	60	21	12	30	7	39	17	M6
KLH9M 60 / M8	60	21	12	30	7	39	15	M8
KLH9M 80 / M6	80	30	12	36	10	52	17	M6
KLH9M 80 / M8	80	30	12	36	10	52	17	M8
KLH9M 80 / M10	80	30	12	36	10	52	17	M10
KLH9M 80 / M12	80	30	12	36	10	52	17	M12
KLH9M 100 / M8	100	34	12	40	11	73	17	M8
KLH9M 100 / M10	100	34	12	40	11	73	17	M10
KLH9M 100 / M12	100	34	12	40	11	73	17	M12

KLH9M

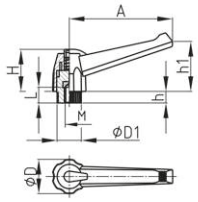

KLH9M

Standardfarben
- schwarz

Material
- Grundkörper: Polyamid 6 (PA 6)
- Gewindebuchse: Messing
- Druckknopf: Polyamid 6 (PA 6)

Standard Colours
- *black*

Material
- *Base body: Polyamide (PA 6)*
- *Threaded bush: brass*
- *Push button: Polyamide (PA 6)*

Gruppe / Group: KLH9B

Klemmhebel mit Gewindebolzen, verstellbar
Clamping handle with threaded bolt, adjustable

KLH9B

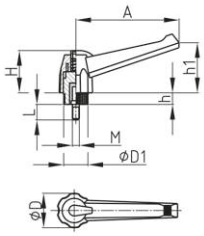

KLH9B

A *A* mm	D *D* mm	D1 *D1* mm	H *H* mm	h *h* mm	h1 *h1* mm	M *M*	10 mm	15 mm	20 mm	25 mm	30 mm	35 mm	40 mm	45 mm	50 mm	55 mm	60 mm	65 mm	70 mm	85 mm	90 mm
40	18	12	22	6	30	M5	•	•	•	•	•										
40	18	12	22	6	30	M6	•	•	•	•	•	•	•								
40	18	12	22	6	30	M8		•	•	•	•	•	•								
60	21	12	30	7	39	M6	•	•	•	•	•	•	•								
60	21	12	30	7	39	M8	•	•	•	•	•	•	•	•	•		•	•	•		
80	30	12	36	10	52	M6				•											
80	30	12	36	10	52	M8		•	•	•	•	•	•		•	•	•		•	•	•
80	30	12	36	10	52	M10		•	•	•	•	•	•		•		•				
100	34	12	40	11	73	M8		•	•	•	•	•	•								
100	34	12	40	11	73	M10		•	•	•	•	•	•		•						
100	34	12	40	11	73	M12			•	•	•	•	•		•						

Bestellbeispiel: Gruppe + A + M + Gewindelänge —> KLH9B - 40 M8x25
Ordering example: *Group + A + M + Thread Length —> KLH9B - 40 M8x25*

Standardfarben
- schwarz

Material
- Grundkörper: Polyamid 6 (PA 6)
- Gewindebolzen: Stahl verzinkt
- Druckknopf: Polyamid 6 (PA 6)

Standard Colours
- *black*

Material
- *Base body: Polyamide (PA 6)*
- *Thread bolt: zinc-plated steel*
- *Push button: Polyamide (PA 6)*

Gruppe / Group: KLH10M

Klemmhebel mit Gewindebuchse, verstellbar
Clamping handle with threaded bush, adjustable

Bestellnummer *Order Number*	A *A* mm	D *D* mm	D1 *D1* mm	H *H* mm	h *h* mm	H1 *H1* mm	L *L* mm	M *M*
KLH10M 80 / M6	80	27	12	41	9	31	17	M6
KLH10M 80 / M8	80	27	12	41	9	31	17	M8
KLH10M 80 / M10	80	27	12	41	9	31	17	M10
KLH10M 80 / M12	80	27	12	41	9	31	17	M12
KLH10M 100 / M8	100	33	12	53	12	38	17	M8
KLH10M 100 / M10	100	33	12	53	12	38	17	M10
KLH10M 100 / M12	100	33	12	53	12	38	17	M12

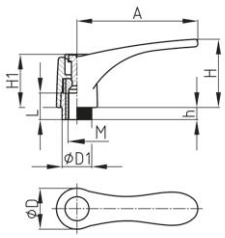

KLH10M

KLH10M

Standardfarben
- schwarz

Standard Colours
- *black*

Material
- Grundkörper: Polyamid 6 (PA 6)
- Gewindebuchse: Messing
- Druckknopf: Polyamid 6 (PA 6)

Material
- *Base body: Polyamide (PA 6)*
- *Threaded bush: brass*
- *Push button: Polyamide (PA 6)*

Gruppe / Group: KLH10B

Klemmhebel mit Gewindebolzen, verstellbar
Clamping handle with threaded bolt, adjustable

KLH10B

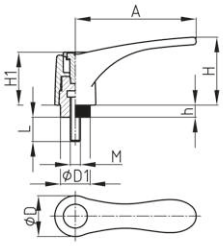

KLH10B

Bestellnummer *Order Number*	A *A* mm	D *D* mm	D1 *D1* mm	H *H* mm	h *h* mm	H1 *H1* mm	L *L* mm	M *M*
KLH10B 80 / M6x25	80	27	12	41	9	31	25	M6
KLH10B 80 / M8x15	80	27	12	41	9	31	15	M8
KLH10B 80 / M8x20	80	27	12	41	9	31	20	M8
KLH10B 80 / M8x25	80	27	12	41	9	31	25	M8
KLH10B 80 / M8x30	80	27	12	41	9	31	30	M8
KLH10B 80 / M8x35	80	27	12	41	9	31	35	M8
KLH10B 80 / M8x40	80	27	12	41	9	31	40	M8
KLH10B 80 / M8x50	80	27	12	41	9	31	50	M8
KLH10B 80 / M8x55	80	27	12	41	9	31	55	M8
KLH10B 80 / M8x60	80	27	12	41	9	31	60	M8
KLH10B 80 / M8x70	80	27	12	41	9	31	70	M8
KLH10B 80 / M8x85	80	27	12	41	9	31	85	M8
KLH10B 80 / M8x90	80	27	12	41	9	31	90	M8
KLH10B 80 / M10x15	80	27	12	41	9	31	15	M10
KLH10B 80 / M10x20	80	27	12	41	9	31	20	M10
KLH10B 80 / M10x25	80	27	12	41	9	31	25	M10
KLH10B 80 / M10x30	80	27	12	41	9	31	30	M10
KLH10B 80 / M10x35	80	27	12	41	9	31	35	M10
KLH10B 80 / M10x40	80	27	12	41	9	31	40	M10
KLH10B 80 / M10x50	80	27	12	41	9	31	50	M10

Bestellnummer *Order Number*	A *A* mm	D *D* mm	D1 *D1* mm	H *H* mm	h *h* mm	H1 *H1* mm	L *L* mm	M *M*
KLH10B 80 / M10x60	80	27	12	41	9	31	60	M10
KLH10B 100 / M8x15	100	33	12	53	12	38	15	M8
KLH10B 100 / M8x20	100	33	12	53	12	38	20	M8
KLH10B 100 / M8x25	100	33	12	53	12	38	25	M8
KLH10B 100 / M8x30	100	33	12	53	12	38	30	M8
KLH10B 100 / M8x35	100	33	12	53	12	38	35	M8
KLH10B 100 / M8x40	100	33	12	53	12	38	40	M8
KLH10B 100 / M10x15	100	33	12	53	12	38	15	M10
KLH10B 100 / M10x20	100	33	12	53	12	38	20	M10
KLH10B 100 / M10x25	100	33	12	53	12	38	25	M10
KLH10B 100 / M10x30	100	33	12	53	12	38	30	M10
KLH10B 100 / M10x35	100	33	12	53	12	38	35	M10
KLH10B 100 / M10x40	100	33	12	53	12	38	40	M10
KLH10B 100 / M10x50	100	33	12	53	12	38	50	M10
KLH10B 100 / M12x20	100	33	12	53	12	38	20	M12
KLH10B 100 / M12x25	100	33	12	53	12	38	25	M12
KLH10B 100 / M12x30	100	33	12	53	12	38	30	M12
KLH10B 100 / M12x35	100	33	12	53	12	38	35	M12
KLH10B 100 / M12x40	100	33	12	53	12	38	40	M12
KLH10B 100 / M12x50	100	33	12	53	12	38	50	M12

Fortsetzung nächste Seite / *Continue next page*

Gruppe / Group: KLH10B - siehe Vorseite / look at page before

Standardfarben
- schwarz

Material
- Grundkörper: Polyamid 6 (PA 6)
- Gewindebolzen: Stahl verzinkt
- Druckknopf: Polyamid 6 (PA 6)

Standard Colours
- *black*

Material
- *Base body: Polyamide (PA 6)*
- *Thread bolt: zinc-plated steel*
- *Push button: Polyamide (PA 6)*

Gruppe / Group: KLH11M

Klemmhebel mit Gewindebuchse
Clamping handle with threaded bush

KLH11M

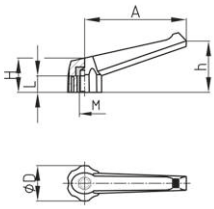

KLH11M

Bestellnummer *Order Number*	A *A* mm	D *D* mm	H *H* mm	h *h* mm	L *L* mm	M *M*
KLH11M 60 / M6	60	21	23	32	15	M6
KLH11M 60 / M8	60	21	23	32	17	M8
KLH11M 80 / M8	80	30	28	42	17	M8
KLH11M 80 / M10	80	30	28	42	17	M10
KLH11M 80 / M12	80	30	28	42	17	M12

Standardfarben
- schwarz

Material
- Grundkörper: Polyamid 6 (PA 6)
- Gewindebuchse: Messing

Standard Colours
- *black*

Material
- *Base body: Polyamide (PA 6)*
- *Threaded bush: brass*

Gruppe / Group: KLH11B

Klemmhebel mit Gewindebolzen
Clamping handle with threaded bolt

KLH11B

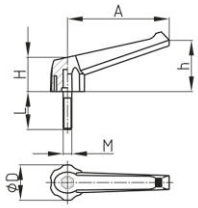

KLH11B

Bestellnummer *Order Number*	A *A* mm	D *D* mm	H *H* mm	h *h* mm	L *L* mm	M *M*
KLH11B 60 / M8x15	60	21	23	32	15	M8
KLH11B 60 / M8x20	60	21	23	32	20	M8
KLH11B 60 / M8x25	60	21	23	32	25	M8
KLH11B 60 / M8x30	60	21	23	32	30	M8
KLH11B 60 / M8x35	60	21	23	32	35	M8
KLH11B 60 / M8x40	60	21	23	32	40	M8
KLH11B 80 / M8x15	80	30	28	42	15	M8
KLH11B 80 / M8x20	80	30	28	42	20	M8
KLH11B 80 / M8x25	80	30	28	42	25	M8
KLH11B 80 / M8x30	80	30	28	42	30	M8
KLH11B 80 / M8x35	80	30	28	42	35	M8
KLH11B 80 / M8x40	80	30	28	42	40	M8
KLH11B 80 / M10x15	80	30	28	42	15	M10
KLH11B 80 / M10x20	80	30	28	42	20	M10
KLH11B 80 / M10x25	80	30	28	42	25	M10
KLH11B 80 / M10x30	80	30	28	42	30	M10
KLH11B 80 / M10x35	80	30	28	42	35	M10
KLH11B 80 / M10x40	80	30	28	42	40	M10

Standardfarben
- schwarz

Material
- Grundkörper: Polyamid 6 (PA 6)
- Gewindebolzen: Stahl verzinkt

Standard Colours
- *black*

Material
- *Base body: Polyamide (PA 6)*
- *Thread bolt: zinc-plated steel*

Gruppe / Group: GRI

Bügelgriffe
U-handles

GRI

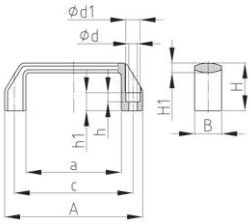

GRI

Bestellnummer *Order Number*	a *a* mm	A *A* mm	B *B* mm	c *c* mm	d *d* mm	d1 *d1* mm	h *h* mm	h1 *h1* mm	H *H* mm	H1 *H1* mm
GRIFF 107x21x37	74	107	21	93,5	6,5	11	7	14	37	7,5
GRIFF 136x25x42 a	92	136	25	117	6,5	11	7	15	42	8,5
GRIFF 136x25x42 b	92	136	25	117	8,5	14	9	15	42	8,5
GRIFF 152x25x47	104	151	27	132	8,5	14	9	18	46	8
GRIFF 197x28x51	153	197	28	179	8,5	14	9	17	51	9

Standardfarben
- schwarz

Material
- Grundkörper: glasfaserverstärktes Polyamid (PA-GF)

Standard Colours
- *black*

Material
- *Base body: glass fibre reinforced polyamide (PA-GF)*

Gruppe / Group: BGK

Bügelgriff
U-handle

Bestellnummer *Order Number*	A *A* mm	a *a* mm	B *B* mm	c *c* mm	d *d* mm	H *H* mm	H1 *H1* mm	h *h* mm
BGK 135 / 8	135	95	24	117	9	41	9	7
BGK 195 / 8	195	152	28	175	9	52	12	7

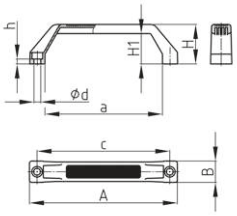

BGK

BGK

Standardfarben
- schwarz

Material
- Grundkörper: Polyamid 6 (PA 6)

Standard Colours
- *black*

Material
- *Base body: Polyamide (PA 6)*

Gruppe / Group: BGL

Bügelgriff mit Gewindebuchse
U-handle with threaded bush

BGL

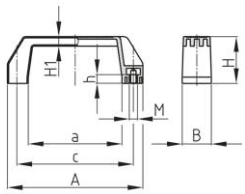

BGL

Bestellnummer *Order Number*	A *A* mm	a *a* mm	B *B* mm	c *c* mm	H *H* mm	H1 *H1* mm	h *h* mm	M *M*
BGL 160 / M6	158	101	28	130	50	16	13	M6
BGL 160 / M8	158	101	28	130	50	16	15	M8
BGL 160 / M10	158	101	28	130	50	16	16	M10

Standardfarben
- schwarz

Standard Colours
- *black*

Material
- Grundkörper: Polyamid 6 (PA 6)
- Gewinde: Messing

Material
- *Base body: Polyamide (PA 6)*
- *Thread: Brass*

Gruppe / Group: BGM

Bügelgriff
U-handle

BGM

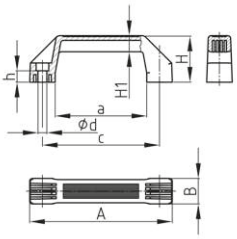

BGM

Bestellnummer *Order Number*	A *A* mm	a *a* mm	B *B* mm	c *c* mm	d *d* mm	H *H* mm	H1 *H1* mm	h *h* mm
BGM 160 / 8	160	101	28	130	8,5	50	16	12,5

Standardfarben
- schwarz

Standard Colours
- *black*

Material
- Grundkörper: Polyamid 6 (PA 6)

Material
- *Base body: Polyamide (PA 6)*

Gruppe / Group: BGP

Bügelgriff mit Sackbohrung
U-handle with blind hole

BGP

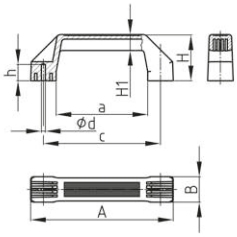

BGP

Bestellnummer *Order Number*	A *A* mm	a *a* mm	B *B* mm	c *c* mm	d *d* mm	H *H* mm	H1 *H1* mm	h *h* mm
BGP 160 / 4	160	101	28	130	4,4	50	16	19

Standardfarben
- schwarz

Standard Colours
- *black*

Material
- Grundkörper: Polyamid 6 (PA 6)

Material
- *Base body: Polyamide (PA 6)*

Gruppe / Group: BGA

Bügelgriff mit Gewindebolzen
U-handle with threaded bolt

Bestellnummer *Order Number*	A *A* mm	a *a* mm	B *B* mm	c *c* mm	H *H* mm	H1 *H1* mm	H2 *H2* mm	L *L* mm	M *M*
BGA 93,5 / M5x10	107	74	21	93,5	37	14	7,5	10	M5
BGA 93,5 / M6x12	107	74	21	93,5	37	14	7,5	12	M6
BGA 117 / M5x10	136	92	25	117	42	15	8,5	10	M5
BGA 117 / M6x12	136	92	25	117	42	15	8,5	12	M6
BGA 132 / M8x15	151	104	27	132	46	18	8	15	M8
BGA 179 / M8x15	197	153	28	179	51	17	9	15	M8

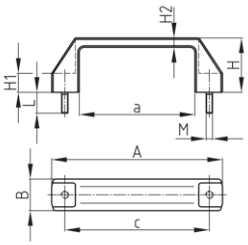

BGA

BGA

Standardfarben
- schwarz

Standard Colours
- *black*

Material
- Grundkörper: glasfaserverstärktes Polyamid (PA-GF)
- Gewinde: Stahl verzinkt

Material
- *Base body: glass fibre reinforced polyamide (PA-GF)*
- *Thread: zinc-plated steel*

Gruppe / Group: BGB

Bügelgriff mit Gewindebuchse
U-handle with threaded bush

Bestellnummer *Order Number*	A *A* mm	a *a* mm	B *B* mm	c *c* mm	H *H* mm	H1 *H1* mm	H2 *H2* mm	L *L* mm	M *M*
BGB 93,5 / M5	107	74	21	93,5	37	14	7,5	10	M5
BGB 93,5 / M6	107	74	21	93,5	37	14	7,5	12	M6
BGB 117 / M5	136	92	25	117	42	15	8,5	10	M5
BGB 117 / M6	136	92	25	117	42	15	8,5	12	M6
BGB 117 / M8	136	92	25	117	42	15	8,5	12	M8
BGB 132 / M8	151	104	27	132	46	18	8	12	M8
BGB 179 / M8	197	153	28	179	51	17	9	12	M8

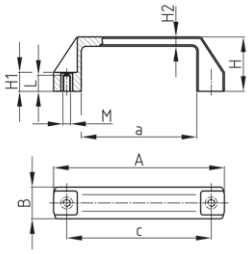

BGB

BGB

Standardfarben
- schwarz

Standard Colours
- *black*

Material
- Grundkörper: glasfaserverstärktes Polyamid (PA-GF)
- Gewinde: Messing

Material
- *Base body: glass fibre reinforced polyamide (PA-GF)*
- *Thread: Brass*

Gruppe / Group: BGD

Bügelgriff zur Befestigung an gebogenen Flächen, mit Senkkopfbohrung
U-handle for mounting on bent surfaces, with counterbore

BGD

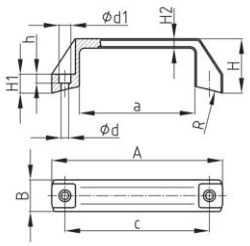

BGD

Bestellnummer *Order Number*	A *A* mm	a *a* mm	B *B* mm	c *c* mm	d *d* mm	d1 *d1* mm	H *H* mm	H1 *H1* mm	H2 *H2* mm	h *h* mm	R *R* mm
BGD 112 / d 6,5	133	90	25	112	6,5	11	46	19	8,5	7	400-600
BGD 112 / d 8,5	133	90	25	112	8,5	14	46	19	8,5	9	400-600

Standardfarben
- schwarz

Material
- Grundkörper: Polyamid (PA)

Standard Colours
- *black*

Material
- *Base body: Polyamide (PA)*

Gruppe / Group: BGE

Bügelgriff zur Befestigung an gebogene Flächen, mit Gewindebuchse
U-handle for mounting on bent surfaces, with threaded bush

BGE

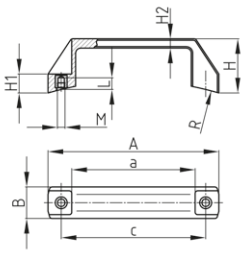

BGE

Bestellnummer *Order Number*	A *A* mm	a *a* mm	B *B* mm	c *c* mm	H *H* mm	H1 *H1* mm	H2 *H2* mm	L *L* mm	M *M*	R *R* mm
BGE 112 / M6	133	90	25	112	46	19	8,5	12	M6	400-600
BGE 112 / M8	133	90	25	112	46	19	8,5	12	M8	400-600

Standardfarben
- schwarz

Material
- Grundkörper: Polyamid 6 (PA 6)
- Gewinde: Messing

Standard Colours
- *black*

Material
- *Base body: Polyamide (PA 6)*
- *Thread: Brass*

Gruppe / Group: BGF

Bügelgriff mit Gewindebolzen
U-handle with threaded bolt

Bestellnummer *Order Number*	A *A* mm	a *a* mm	B *B* mm	c *c* mm	H *H* mm	H1 *H1* mm	L *L* mm	M *M*
BGF 135 / M6x10	135	99	30	117	41	8	10	M6
BGF 135 / M6x15	135	99	30	117	41	8	15	M6
BGF 135 / M6x20	135	99	30	117	41	8	20	M6
BGF 135 / M8x15	135	99	30	117	41	8	15	M8
BGF 135 / M8x20	135	99	30	117	41	8	20	M8
BGF 135 / M8x25	135	99	30	117	41	8	25	M8

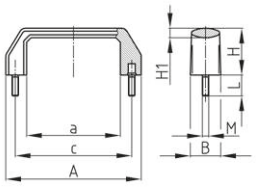

BGF

BGF

Standardfarben
- schwarz

Material
- Grundkörper: glaskugelverstärktes Polyamid (PA-GK)
- Gewinde: Stahl verzinkt

Standard Colours
- *black*

Material
- *Base body: glass reinforced polyamide (PA-GF)*
- *Thread: zinc-plated steel*

Gruppe / Group: BGH

Bügelgriff mit Gewindebuchse
U-handle with threaded bush

Bestellnummer *Order Number*	A *A* mm	a *a* mm	B *B* mm	c *c* mm	H *H* mm	H1 *H1* mm	L *L* mm	M *M*
BGH 120 / M5	120	88	27	105	37	9	9	M5
BGH 120 / M6	120	88	27	105	37	9	9	M6
BGH 135 / M5	135	97	30	117	40	7	9	M5
BGH 135 / M6	135	97	30	117	40	7	13	M6
BGH 135 / M8	135	97	30	117	40	7	16	M8

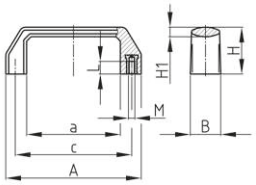

BGH

BGH

Standardfarben
- schwarz

Material
- Grundkörper: glaskugelverstärktes Polyamid (PA-GK)
- Gewinde: Messing

Standard Colours
- *black*

Material
- *Base body: glass reinforced polyamide (PA-GF)*
- *Thread: Brass*

Gruppe / Group: BGI

Bügelgriff mit glatter Bohrung
U-handle with smooth bore

Bestellnummer *Order Number*	A *A* mm	a *a* mm	B *B* mm	c *c* mm	d *d* mm	H *H* mm	H1 *H1* mm	L *L* mm
BGI 135 / 4	135	99	30	117	4	41	8	20

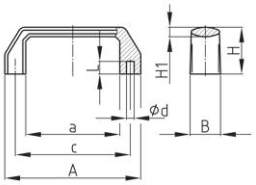

BGI

BGI

Standardfarben
- schwarz

Material
- Grundkörper: glaskugelverstärktes Polyamid (PA-GK)

Standard Colours
- *black*

Material
- *Base body: glass reinforced polyamide (PA-GF)*

Gruppe / Group: BGMG

Bügelgriff mit Gewinde
U-handle with thread

BGMG

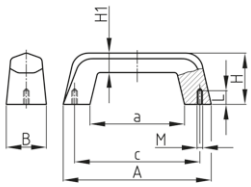

BGMG

Bestellnummer *Order Number*	A *A* mm	a *a* mm	B *B* mm	c *c* mm	H *H* mm	H1 *H1* mm	L *L* mm	M *M*
BGMG 110 / M6	129	83	30	110	45	17	20	M6
BGMG 132,5 / M6	165	102	38	132,5	55	19,5	22	M8
BGMG 149 / M8	187	123	40	149	60	22	22	M8

Standardfarben
- schwarz

Standard Colours
- *black*

Material
- Grundkörper: Duroplast FS 31

Material
- *Base body: Thermosetting plastic FS 31*

Gruppe / Group: BGMB

Bügelgriff mit Gewindebuchse
U-handle with threaded bush

BGMB

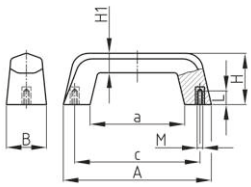

BGMB

Bestellnummer *Order Number*	A *A* mm	a *a* mm	B *B* mm	c *c* mm	H *H* mm	H1 *H1* mm	L *L* mm	M *M*
BGMB 110 / M5	129	83	30	110	45	17	12	M5
BGMB 110 / M6	129	83	30	110	45	17	12	M6
BGMB 110 / M8	129	83	30	110	45	17	16	M8
BGMB 132,5 / M8	165	102	38	132,5	55	19,5	16	M8
BGMB 132,5 / M10	165	102	38	132,5	55	19,5	20	M10
BGMB 149 / M8	187	123	40	149	60	22	16	M8

Standardfarben
- schwarz

Standard Colours
- *black*

Material
- Grundkörper: Duroplast FS 31
- Gewindebuchse: Messing

Material
- *Base body: Thermosetting plastic FS 31*
- *Threaded bush: brass*

Gruppe / Group: BGUB

Bügelgriff mit gerippter Oberfläche und Gewindebuchse
U-handle with corrugated surface and threaded bush

BGUB

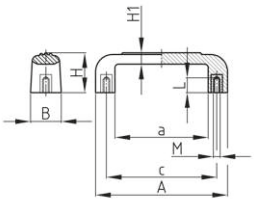

BGUB

Bestellnummer *Order Number*	A *A* mm	a *a* mm	B *B* mm	c *c* mm	H *H* mm	H1 *H1* mm	L *L* mm	M *M*
BGUB 118 / M6	137	103	27	118	35	10	12	M6

Standardfarben
- schwarz

Standard Colours
- *black*

Material
- Grundkörper: Duroplast FS 31
- Gewinde: Messing

Material
- *Base body: Thermosetting plastic FS 31*
- *Thread: Brass*

Gruppe / Group: BGUG

Bügelgriff mit gerippter Oberfläche und gespritztem Gewinde
U-handle with corrugated surface and injected thread

Bestellnummer *Order Number*	A *A* mm	a *a* mm	B *B* mm	c *c* mm	H *H* mm	H1 *H1* mm	L *L* mm	M *M*
BGUG 118 / M6	137	103	27	118	35	10	18	M6

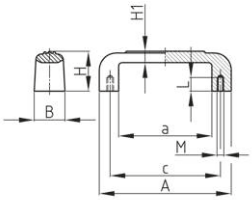

BGUG

BGUG

Standardfarben
- schwarz

Material
- Grundkörper: Duroplast FS 31

Standard Colours
- *black*

Material
- *Base body: Thermosetting plastic FS 31*

Gruppe / Group: BGUM

Bügelgriff mit Gewindebuchse
U-handle with threaded bush

Bestellnummer *Order Number*	A *A* mm	a *a* mm	B *B* mm	c *c* mm	H *H* mm	H1 *H1* mm	L *L* mm	M *M*
BGUM 44,5 / M4	55,5	33	15	44,5	36	6	10	M4
BGUM 86 / M5	55,5	77	15	86	36	6	10	M5
BGUM 86 / M6	55,5	77	15	86	36	6	10	M6
BGUM 88,5 / M8	99,5	77	15	88,5	36	6	10	M5
BGUM 117 / M6	141	94	27	117	42	9	18	M6
BGUM 117 / M8	141	94	27	117	42	9	18	M8

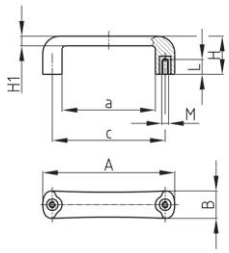

BGUM

BGUM

Standardfarben
- schwarz

Material
- Grundkörper: glasfaserverstärktes Polyamid (PA-GF)
- Gewinde: Messing

Standard Colours
- *black*

Material
- *Base body: glass fibre reinforced polyamide (PA-GF)*
- *Thread: Brass*

Gruppe / Group: BGUD

Bügelgriff mit Abdeckkappen
U-handle with cover cap

Bestellnummer *Order Number*	A *A* mm	a *a* mm	B *B* mm	c *c* mm	d *d* mm	H *H* mm	H1 *H1* mm	L *L* mm	SW *WAF* mm
BGUD 117 / d 6,5	141	94	27	117	6,5	44	9	6,5	10
BGUD 117 / d 8,5	141	94	27	117	8,5	44	9	6,5	13

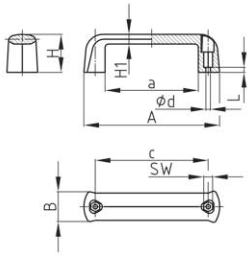

BGUD

BGUD

Standardfarben
- schwarz

Material
- Grundkörper: glasfaserverstärktes Polyamid (PA-GF)
- Deckel: Polypropylen (PP)

Standard Colours
- *black*

Material
- *Base body: glass fibre reinforced polyamide (PA-GF)*
- *Top cover: Polypropylene (PP)*

Gruppe / Group: BGST

Bügelgriff
U-handle

BGST

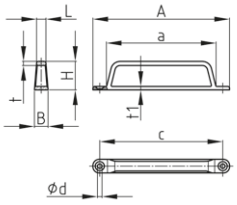

BGST

Bestellnummer *Order Number*	A *A* mm	a *a* mm	B *B* mm	c *c* mm	d *d* mm	H *H* mm	L *L* mm	t *t* mm	t1 *t1* mm
BGST 120	120	96	12	108	4	25	8	4	3

Standardfarben
- schwarz

Material
- Grundkörper: glasfaserverstärktes Polyamid (PA-GF)

Standard Colours
- *black*

Material
- *Base body: glass fibre reinforced polyamide (PA-GF)*

Gruppe / Group: BGED

Bügelgriff mit Senkkopfbohrung, elliptisch geformt
U-handle with counterbore, elliptical shapeed

BGED

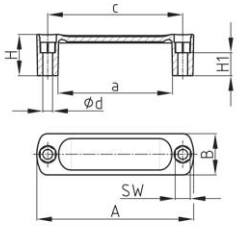

BGED

Bestellnummer *Order Number*	A *A* mm	a *a* mm	B *B* mm	c *c* mm	d *d* mm	H *H* mm	H1 *H1* mm	SW *WAF* mm
BGED 93,5 / 6,5	114	76	36	93,5	6,5	6,5	20	10
BGED 117 / 6,5	137	99	36	117	6,5	6,5	20	10
BGED 117 / 8,5	137	99	36	117	8,5	8,5	20	13

Standardfarben
- schwarz

Material
- Grundkörper: Polyamid (PA)
- Deckel: Polypropylen (PP)

Standard Colours
- *black*

Material
- *Base body: Polyamide (PA)*
- *Top cover: Polypropylene (PP)*

Gruppe / Group: BGEB

Bügelgriff mit Gewindebuchse, elliptisch geformt
U-handle with threaded bush, elliptical shapeed

BGEB

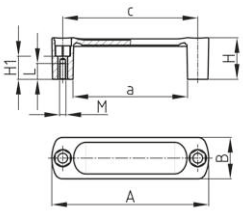

BGEB

Bestellnummer *Order Number*	A *A* mm	a *a* mm	B *B* mm	c *c* mm	H *H* mm	H1 *H1* mm	L *L* mm	M *M*
BGEB 93,5 / M5	114	76	36	93,5	36	20	14	M5
BGEB 93,5 / M6	114	76	36	93,5	36	20	18	M6
BGEB 117 / M6	137	99	36	117	36	20	18	M6
BGEB 117 / M8	137	99	36	117	36	20	18	M8

Standardfarben
- schwarz

Material
- Grundkörper: Polyamid (PA)
- Deckel: Polypropylen (PP)
- Gewinde: Messing

Standard Colours
- *black*

Material
- *Base body: Polyamide (PA)*
- *Top cover: Polypropylene (PP)*
- *Thread: Brass*

Gruppe / Group: BGES

Bügelgriff mit Gewindebolzen, elliptisch geformt
U-handle with threaded bolt, elliptical shapeed

Bestellnummer *Order Number*	A *A* mm	a *a* mm	B *B* mm	c *c* mm	H *H* mm	L *L* mm	M *M*
BGES 93,5 / M5	114	76	36	93,5	36	10	M5
BGES 93,5 / M6	114	76	36	93,5	36	12	M6
BGES 117 / M5	137	99	36	117	36	10	M5
BGES 117 / M6	137	99	36	117	36	12	M6

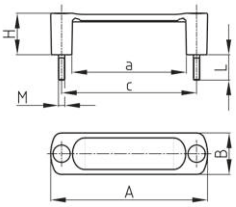

BGES

BGES

Standardfarben
- schwarz

Standard Colours
- *black*

Material
- Grundkörper: Polyamid (PA)
- Deckel: Polypropylen (PP)
- Gewinde: Stahl verzinkt

Material
- *Base body: Polyamide (PA)*
- *Top cover: Polypropylene (PP)*
- *Thread: zinc-plated steel*

Gruppe / Group: SGPP

Schalengriff mit Senkkopfbohrung
Bowl handle with counterbore

SGPP

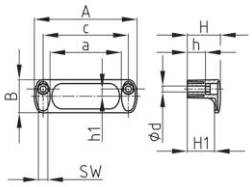

SGPP

Bestellnummer *Order Number*	A *A* mm	a *a* mm	B *B* mm	c *c* mm	d *d* mm	H *H* mm	H1 *H1* mm	h *h* mm	h1 *h1* mm	SW *WAF* mm
SGPP 93,5 / 6,5	113	74	36	93,5	6,5	36,5	29	20	8	10

Standardfarben
- schwarz

Standard Colours
- *black*

Material
- Grundkörper: Polypropylen (PP)
- Deckel: Polypropylen (PP)

Material
- *Base body: Polypropylene (PP)*
- *Top cover: Polypropylene (PP)*

Gruppe / Group: SGBO

Schalengriff
Bowl handle

SGBO

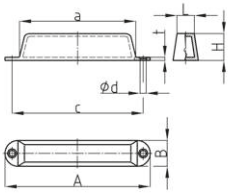

SGBO

Bestellnummer *Order Number*	A *A* mm	a *a* mm	B *B* mm	c *c* mm	d *d* mm	H *H* mm	L *L* mm	t *t* mm
SGBO 120	120	96	12	108	4	25	8	3

Standardfarben
- schwarz

Material
- Grundkörper: glasfaserverstärktes Polyamid (PA-GF)

Standard Colours
- *black*

Material
- *Base body: glass fibre reinforced polyamide (PA-GF)*

Gruppe / Group: SGGB

Schalengriff mit Gewindebuchsen
Bowl handle with threaded bush

SGGB

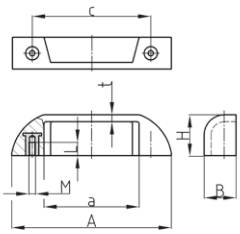

SGGB

Bestellnummer *Order Number*	A *A* mm	a *a* mm	B *B* mm	c *c* mm	H *H* mm	L *L* mm	M *M*	t *t* mm
SGGB 136 / M6	136	88	24	95	19	9	M6	3,5

Standardfarben
- schwarz

Material
- Grundkörper: glaskugelverstärktes Polyamid (PA-GK)
- Gewinde: Messing

Standard Colours
- *black*

Material
- *Base body: glass reinforced polyamide (PA-GF)*
- *Thread: Brass*

Gruppe / Group: SGKG

Schalen-Klappgriff, geschlossene Form
Tray handle, closed form

SGKG

SGKG-F

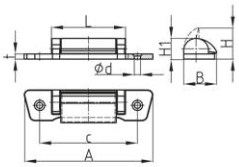

SGKG

Bestellnummer *Order Number*	A *A* mm	B *B* mm	c *c* mm	d *d* mm	H *H* mm	H1 *H1* mm	L *L* mm	t *t* mm
SGKG 122 / 4	122	24	108	3,2	24	13	86	3
SGKG 122 / 4 F	122	24	108	3,2	24	13	86	3

Standardfarben
- schwarz

Material
- Grundkörper: glasfaserverstärktes Polyamid (PA-GF)

Standard Colours
- *black*

Material
- *Base body: glass fibre reinforced polyamide (PA-GF)*

Gruppe / Group: SGKG

Bestellhinweise
- F = mit Rückholfeder

Order informations
- *F = recuperating spring*

Gruppe / Group: SGKO

Schalen-Klappgriff, offene Form
Tray handle folding, open form

Bestellnummer *Order Number*	A *A* mm	B *B* mm	c *c* mm	d *d* mm	H *H* mm	H1 *H1* mm	L *L* mm	t *t* mm
SGKO 122 / 4	122	24	108	3,2	31	13	94	3

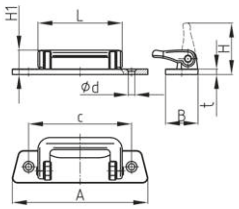

SGKO

SGKO

Standardfarben
- schwarz

Standard Colours
- *black*

Material
- Grundkörper: glasfaserverstärktes Polyamid (PA-GF)

Material
- *Base body: glass fibre reinforced polyamide (PA-GF)*

Gruppe / Group: RGR

Rohrgriff mit rundem Querschnitt
Tube handle with round section

Bestellnummer *Order Number*	A *A* mm	a *a* mm	c *c* mm	D *D* mm	H *H* mm
RGR 25 / 200	320	170	200	25	40
RGR 25 / 250	280	220	250	25	40
RGR 25 / 300	330	270	300	25	40

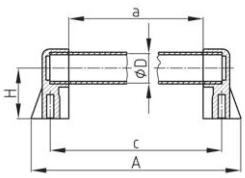

RGR

RGR

Standardfarben
- schwarz

Standard Colours
- *black*

Material
- Grundkörper: Polyamid (PA)
- Rohr: legierter Stahl

Material
- *Base body: Polyamide (PA)*
- *Tube: alloy steel*

Gruppe / Group: RGA

Abstützung für Rohrgriff mit Bohrung
Brace support for tube handle with hole

Bestellnummer *Order Number*	A *A* mm	B *B* mm	D *D* mm	d *d* mm	H *H* mm	H1 *H1* mm	H2 *H2* mm	L *L* mm	L1 *L1* mm
RGA 20 / 4,5	30	37	20	4,5	55	40	21	15	18
RGA 20 / 5,5	30	37	20	5,5	55	40	21	15	18
RGA 25 / 5,5	30	37	25	5,5	55	40	21	15	18

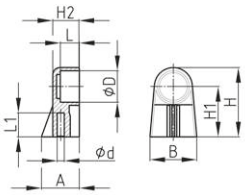

RGA

RGA

Standardfarben
- schwarz

Standard Colours
- *black*

Material
- Grundkörper: Polyamid (PA)

Material
- *Base body: Polyamide (PA)*

Gruppe / Group: RGB

Abstützung für Rohrgriff mit Gewindebuchse
Brace support for tube handle with threaded bush

RGB

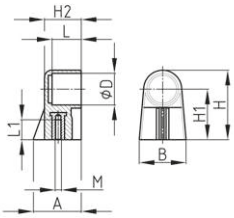

RGB

Bestellnummer *Order Number*	A *A* mm	B *B* mm	D *D* mm	H *H* mm	H1 *H1* mm	H2 *H2* mm	L *L* mm	L1 *L1* mm	M *M*
RGB 20 / M6	30	37	20	55	40	21	15	18	M6
RGB 25 / M6	30	37	25	55	40	21	15	18	M6

Standardfarben
- schwarz

Material
- Grundkörper: Polyamid (PA)
- Gewinde: Messing

Standard Colours
- *black*

Material
- *Base body: Polyamide (PA)*
- *Thread: Brass*

Gruppe / Group: HGZR

Zylindrischer Handgriff mit Rand, drehbar
Cylindrical handle with border, rotatable

Bestellnummer *Order Number*	D *D* mm	d *d* mm	L *L* mm
HGZR 120 / 20	40	20	120
HGZR 120 / 22	40	22	120

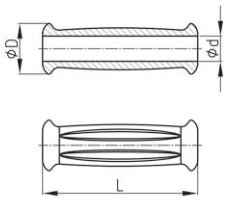

HGZR

HGZR

Standardfarben
- schwarz

Standard Colours
- *black*

Material
- Grundkörper: Polyamid (PA)

Material
- *Base body: Polyamide (PA)*

Gruppe / Group: HGZB

Zylindrischer Handgriff mit Buchsen und Rand, drehbar
Cylindrical handle with bushes and border, rotatable

Bestellnummer *Order Number*	D *D* mm	D1 *D1* mm	d *d* mm	L *L* mm
HGZB 125 / 8	40	25	8	125
HGZB 125 / 10	40	25	10	125
HGZB 125 / 12	40	25	12	125

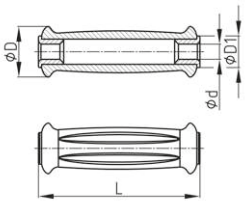

HGZB

HGZB

Standardfarben
- schwarz

Standard Colours
- *black*

Material
- Grundkörper: Polyamid (PA)
- Buchse: Polyamid (PA)

Material
- *Base body: Polyamide (PA)*
- *Bush: Polyamide (PA)*

Gruppe / Group: HGKD

Kurvenförmiger Handgriff, drehbar
Curved handle, rotatable

Bestellnummer *Order Number*	D *D* mm	d *d* mm	L *L* mm
HGKD 102 /10	25	10	103

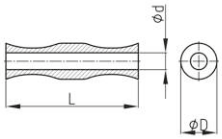

HGKD

HGKD

Standardfarben
- schwarz

Standard Colours
- *black*

Material
- Grundkörper: Polyamid (PA)

Material
- *Base body: Polyamide (PA)*

Gruppe / Group: HGKA

Konisch zulaufender Handgriff
Tapered handle

HGKA

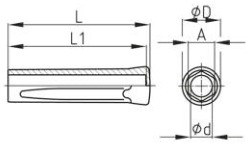

HGKA

Bestellnummer *Order Number*	A *A* mm	D *D* mm	d *d* mm	L *L* mm	L1 *L1* mm
HGKA 135 / 25	30	39	25	135	130

Standardfarben
- schwarz

Standard Colours
- *black*

Material
- Grundkörper: elastischer Thermoplast (TPE)

Material
- *Base body: elastic thermoplast (TPE)*

Gruppe / Group: HGKE

Konisch zulaufender Handgriff, elastisch
Tapered handle, elastically

HGKE

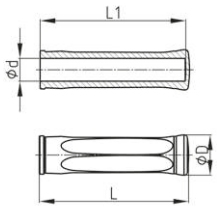

HGKE

Bestellnummer *Order Number*	D *D* mm	d *d* mm	L *L* mm	L1 *L1* mm
HGKE 115 / 18-19	31	18	115	110
HGKE 115 / 20-21	31	20	115	110
HGKE 115 / 22-23	31	22	115	110
HGKE 125 / 24-25	36	24	125	120
HGKE 125 / 26	36	26	125	120
HGKE 125 / 27-28	36	27	125	120
HGKE 125 / 29	36	29	125	120
HGKE 130 / 30	42	30	130	125
HGKE 130 / 33	42	33	130	125

Standardfarben
- schwarz

Standard Colours
- *black*

Material
- Grundkörper: elastischer Thermoplast (TPE)

Material
- *Base body: elastic thermoplast (TPE)*

Gruppe / Group: HGKR

Konisch zulaufender Handgriff mit Rand, elastisch
Tapered handle with border, compressible

HGKR

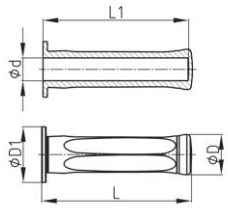

HGKR

Bestellnummer *Order Number*	D *D* mm	D1 *D1* mm	d *d* mm	L *L* mm	L1 *L1* mm
HGKR 115 / 18-19	31	44	18	115	110
HGKR 115 / 20-21	31	44	20	115	110
HGKR 115 / 22-23	31	44	22	115	110
HGKR 125 / 24-25	36	49	24	125	120
HGKR 125 / 26	36	49	26	125	120
HGKR 125 / 27-28	36	49	27	125	120
HGKR 125 / 29	36	49	29	125	120
HGKR 130 / 30	42	51	30	130	125
HGKR 130 / 33	42	51	33	130	125

Standardfarben
- schwarz

Standard Colours
- *black*

Material
- Grundkörper: elastischer Thermoplast (TPE)

Material
- *Base body: elastic thermoplast (TPE)*

Gruppe / Group: HGRE

Rechteckiger Handgriff mit innerer Rechtecknut, elastisch
Rectangular handle with inner rectangular groove, elastically

Bestellnummer ***Order Number***	**A** ***A*** **mm**	**B** ***B*** **mm**	**a** ***a*** **mm**	**b** ***b*** **mm**	**L** ***L*** **mm**	**L1** ***L1*** **mm**
HGRE 30 / 8x5	12	8	8	5	30	27
HGRE 70 / 15x5	28	15	15	5	70	66
HGRE 70 / 20x4	28	15	20	4	70	66
HGRE 70 / 20x6	28	15	20	6	70	66
HGRE 70 / 20x8	28	15	20	8	70	66

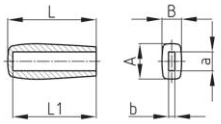

HGRE

HGRE

Standardfarben
- schwarz

Standard Colours
- *black*

Material
- Grundkörper: elastischer Thermoplast (TPE)

Material
- *Base body: elastic thermoplast (TPE)*

Gruppe / Group: HGZG

Zylindrischer Handgriff mit Bügel
Cylindrical handle with clamp

Bestellnummer ***Order Number***	**L** ***L*** **mm**	**D** ***D*** **mm**	**d** ***d*** **mm**	**d1** ***d1*** **mm**	**H** ***H*** **mm**	**H1** ***H1*** **mm**	**L1** ***L1*** **mm**	**L2** ***L2*** **mm**	**L3** ***L3*** **mm**	**t** ***t*** **mm**
HGZG 163/ 25	163	32	25	3,75	70	17	19,5	90	50	9

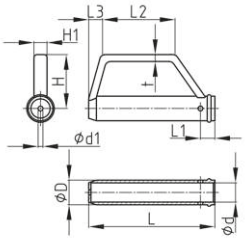

HGZG

HGZG

Standardfarben
- schwarz

Standard Colours
- *black*

Material
- Grundkörper: Polyamid (PA)

Material
- *Base body: Polyamide (PA)*

Gruppe / Group: HGOL

Spitzbogenförmiger Handgriff mit gespritztem Gewinde
Ogive handle with injection moulded thread

HGOL

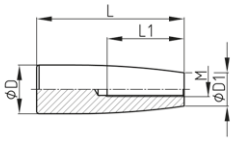

HGOL

Bestellnummer *Order Number*	D *D* mm	D1 *D1* mm	L *L* mm	L1 *L1* mm	M *M*
HGOL 64 / M6	26	17	64	35	M6
HGOL 64 / M8	26	17	64	35	M8
HGOL 64 / M10	26	17	64	35	M10
HGOL 76 / M8	28	18	76	48	M8
HGOL 76 / M10	28	18	76	48	M10
HGOL 84 / M8	33	21	84	45	M8
HGOL 84 / M10	33	21	84	45	M10
HGOL 84 / M12	33	21	84	45	M12
HGOL 97 / M8	37	22	97	65	M8
HGOL 97 / M10	37	22	97	65	M10
HGOL 97 / M12	37	22	97	65	M12
HGOL 97 / M14	37	22	97	65	M14

Standardfarben
- schwarz

Standard Colours
- *black*

Material
- Grundkörper: Duroplast

Material
- *Base body: Thermosetting plastic*

Gruppe / Group: HGOK

Spitzbogenförmiger Handgriff mit gespritztem Gewinde
Ogive low handle with injection moulded thread

HGOK

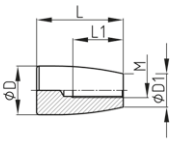

HGOK

Bestellnummer *Order Number*	D *D* mm	D1 *D1* mm	L *L* mm	L1 *L1* mm	M *M*
HGOK 43 / M6	26	17	43	35	M6
HGOK 43 / M8	26	17	43	35	M8
HGOK 43 / M10	26	17	43	35	M10
HGOK 56 / M8	28	18	56	48	M8
HGOK 56 / M10	28	18	56	48	M10
HGOK 59 / M8	33	21	59	45	M8
HGOK 59 / M10	33	21	59	45	M10
HGOK 59 / M12	33	21	59	45	M12
HGOK 70 / M8	37	22	70	65	M8
HGOK 70 / M10	37	22	70	65	M10
HGOK 70 / M12	37	22	70	65	M12
HGOK 70 / M14	37	22	70	65	M14

Standardfarben
- schwarz

Standard Colours
- *black*

Material
- Grundkörper: Duroplast

Material
- *Base body: Thermosetting plastic*

Gruppe / Group: HGBB

Birnenförmiger Handgriff mit gespritztem Gewinde
Pearl-shaped handle with injection moulded thread

Bestellnummer *Order Number*	D *D* mm	D1 *D1* mm	L *L* mm	L1 *L1* mm	M *M*
HGBB 30 / M10	30	24	88	60	M10
HGBB 30 / M12	30	24	88	60	M12

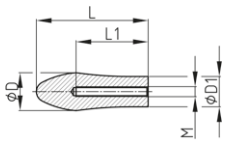

HGBB

HGBB

Standardfarben
- schwarz

Standard Colours
- *black*

Material
- Grundkörper: Duroplast

Material
- *Base body: Thermosetting plastic*

Gruppe / Group: HGBS

Birnenförmiger Handgriff mit Gewindebolzen
Pear-shaped handle with threaded bolt

Bestellnummer *Order Number*	D *D* mm	D1 *D1* mm	L *L* mm	L1 *L1* mm	M *M*
HGBS 30 / M8x15	30	24	103	15	M8
HGBS 30 / M8x30	30	24	118	30	M8
HGBS 30 / M10x15	30	24	103	15	M10
HGBS 30 / M10x25	30	24	113	25	M10
HGBS 30 / M10x30	30	24	118	30	M10
HGBS 30 / M12x17	30	24	105	17	M12
HGBS 30 / M12x25	30	24	113	25	M12

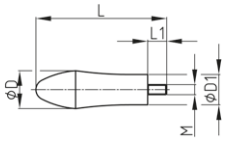

HGBS

HGBS

Standardfarben
- schwarz

Standard Colours
- *black*

Material
- Grundkörper: Duroplast
- Gewinde: Stahl verzinkt

Material
- *Base body: Thermosetting plastic*
- *Thread: zinc-plated steel*

Gruppe / Group: HGZP

Zylindrische Handgriffe
Cylindrical handles

Bestellnummer *Order Number*	D *D* mm	d *d* mm	D1 *D1* mm	L *L* mm	L1 *L1* mm
HGZP 18 / 8	18	8	13	45	42
HGZP 18 / 10	18	10	13	45	42
HGZP 20 / 8	20	8	14	63	58
HGZP 20 / 10	20	10	14	63	58
HGZP 24 / 10	25	10	16	76	73
HGZP 24 / 12	25	12	16	76	73
HGZP 28 / 14	28	14	19	87	78

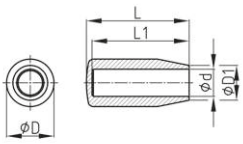

HGZP

HGZP

Standardfarben
- schwarz

Standard Colours
- *black*

Material
- Grundkörper: glasfaserverstärktes Polyamid (PA-GF)

Material
- *Base body: glass fibre reinforced polyamide (PA-GF)*

Gruppe / Group: HGST

Zylindrische Griffstange
Cylindrical handle with rod

HGST

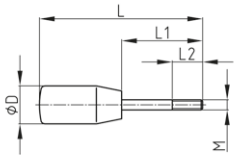

HGST

Bestellnummer *Order Number*	D *D* mm	L *L* mm	L1 *L1* mm	L2 *L2* mm	M *M*
HGST 18x70 / M6x9	18	79	34	9	M6
HGST 18x80 / M6x9	18	89	44	9	M6
HGST 18x95 / M6x9	18	104	59	9	M6
HGST 18x80 / M8x10	18	90	45	10	M8
HGST 18x95 / M8x10	18	105	60	10	M8
HGST 20x89,5 / M8x9	20	98,5	35,5	9	M8
HGST 20x98 / M8x10	20	108	45	10	M8
HGST 20x123 / M8x10	20	133	70	10	M8
HGST 20x153 / M8x11	20	164	101	11	M8
HGST 20x200 / M8x11	20	211	148	11	M8
HGST 24x125 / M10x15	24	140	64	15	M10

Bestellnummer *Order Number*	D *D* mm	L *L* mm	L1 *L1* mm	L2 *L2* mm	M *M*
HGST 24x140 / M10x15	24	155	79	15	M10
HGST 24x160 / M10x15	24	175	99	15	M10
HGST 24x200 / M10x15	24	215	139	15	M10
HGST 24x141 / M12x12	24	153	77	12	M12
HGST 28x130 / M12x15	28	145	58	15	M12
HGST 28x145 / M12x15	28	160	72	15	M12
HGST 28x200 / M12x15	28	215	128	15	M12
HGST 28x105 / M14x16	28	121	34	16	M14
HGST 28x130 / M14x16	28	146	59	16	M14
HGST 28x145 / M14x16	28	161	74	16	M14
HGST 28x200 / M14x16	28	216	129	16	M14

Standardfarben
- schwarz

Material
- Grundkörper: glasfaserverstärktes Polyamid (PA-GF)
- Gewinde: Stahl verzinkt

Standard Colours
- *black*

Material
- *Base body: glass fibre reinforced polyamide (PA-GF)*
- *Thread: zinc-plated steel*

Gruppe / Group: UGZ

Zylindrischer Umlegegriff
Cylindrical folding handle

UGZ

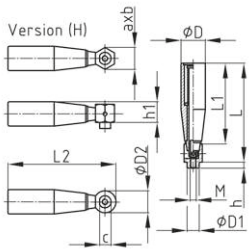

UGZ

Bestellnummer *Order Number*	a *a* mm	b *b* mm	c *c* mm	D *D* mm	D1 *D1* mm	D2 *D2* mm	h *h* mm	h1 *h1* mm	L *L* mm	L1 *L1* mm	L2 *L2* mm	M *M*
UGZ 18 / M3	-	-	6,5	18	7,5	12	3	17	60	46	63	M3
UGZ 20 / M5	-	-	10	20	11	15	5	17	82	65	87	M5
UGZ 24 / M5	-	-	10	24	11	15	5	17	93	77	97	M5
UGZ 28 / M6 H	19	18	10,5	28	11,5	-	5	21	107	86	109	M6

Standardfarben
- schwarz

Material
- Grundkörper: glasfaserverstärktes Polyamid (PA-GF)
- Bolzen und Gelenk: Stahl verzinkt

Standard Colours
- *black*

Material
- *Base body: glass fibre reinforced polyamide (PA-GF)*
- *Bolt and joint: zinc-plated steel*

Gruppe / Group: DZGB

Drehbarer Zylindergriff mit Gewindebolzen und Messingbuchsen
Revolving handle with threaded bolt and brass bushings

Bestellnummer ***Order Number***	**D** ***D*** **mm**	**L** ***L*** **mm**	**L1** ***L1*** **mm**	**M** ***M***	**SW** ***WAF*** **mm**	**SW1** ***SW1*** **mm**
DZGB 18 / M6	18	51	12	M6	10	5
DZGB 20 / M8	20	70	11	M8	13	6
DZGB 24 / M10	24	85	17	M10	17	8
DZGB 28 / M10	28	95	20	M10	19	8
DZGB 28 / M12	28	95	20	M12	17	10

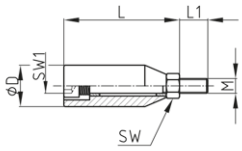

DZGB

DZGB

Standardfarben
- schwarz

Standard Colours
- *black*

Material
- Grundkörper: glasfaserverstärktes Polyamid (PA-GF)
- Gewinde: verchromt
- Buchse: Messing

Material
- *Base body: glass fibre reinforced polyamide (PA-GF)*
- *Thread: chrome plated*
- *Bush: brass*

Gruppe / Group: DZGS

Drehbarer Zylindergriff, Gewindebolzen und Mutter brüniert
Revolving handle, threaded bolt and nut browned

Bestellnummer ***Order Number***	**D** ***D*** **mm**	**L** ***L*** **mm**	**L1** ***L1*** **mm**	**M** ***M***	**SW** ***WAF*** **mm**	**SW1** ***SW1*** **mm**
DZGS 18 / M6	18	51	11	M6	10	5
DZGS 20 / M8	20	70	13	M8	13	6
DZGS 24 / M10	24	85	15	M10	17	8
DZGS 28 / M12	28	95	15	M12	19	10

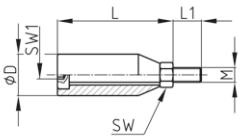

DZGS

DZGS

Standardfarben
- schwarz

Standard Colours
- *black*

Material
- Grundkörper: glasfaserverstärktes Polyamid (PA-GF)
- Bolzen / Mutter: Stahl brüniert

Material
- *Base body: glass fibre reinforced polyamide (PA-GF)*
- *Bolt / nut: browned steel*

Gruppe / Group: DZGK

Drehbarer Zylindergriff mit Verriegelungsschlüssel
Revolving handle with locking key

DZGK

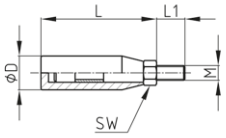

DZGK

Bestellnummer *Order Number*	D *D* mm	L *L* mm	L1 *L1* mm	M *M*	SW *WAF* mm
DZGK 18 / M6	18	51	12	M6	10
DZGK 20 / M8	20	71	15	M8	13
DZGK 20 / M10	20	71	15	M10	13
DZGK 24 / M10	24	81	15	M10	13
DZGK 28 / M12	28	98	15	M12	14

Standardfarben
- schwarz

Material
- Grundkörper: glasfaserverstärktes Polyamid (PA-GF)
- Gewinde: Stahl verzinkt

Standard Colours
- *black*

Material
- *Base body: glass fibre reinforced polyamide (PA-GF)*
- *Thread: zinc-plated steel*

Gruppe / Group: DZGH

Drehbarer Zylindergriff mit Innensechskant im Gewindebolzen
Revolving handle with hexagon socket in threaded bolt

DZGH

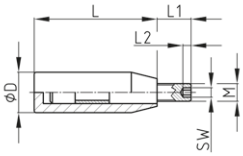

DZGH

Bestellnummer *Order Number*	D *D* mm	L *L* mm	L1 *L1* mm	L2 *L2* mm	M *M*	SW *WAF* mm
DZGH 18 / M6	18	46	12	4	M6	3
DZGH 20 / M8	20	65	12	4	M8	4
DZGH 24 / M10	24	77	15	4	M10	4
DZGH 28 / M12	28	88	20	4	M12	4

Standardfarben
- schwarz

Material
- Grundkörper: glasfaserverstärktes Polyamid (PA-GF)
- Gewinde: Stahl verzinkt

Standard Colours
- *black*

Material
- *Base body: glass fibre reinforced polyamide (PA-GF)*
- *Thread: zinc-plated steel*

Gruppe / Group: SHR2A

Speichenhandrad mit zwei Speichen
Spoked wheel with two spokes

Bestellnummer *Order Number*	D *D* mm	d H9 *d H9* mm	D1 *D1* mm	d1 *d1* mm	d2 *d2* mm	H *H* mm	h *h* mm	H1 *H1* mm	h1 *h1* mm
SHR2A 80 / 8	80	8	24	18	15	35	17	18	23
SHR2A 80 / 10	80	10	24	18	15	35	17	18	23
SHR2A 100 / 10	100	10	24	18	15	37	17	20	23
SHR2A 100 / 12	100	12	24	18	15	37	17	20	23
SHR2A 126 / 10	126	10	32	24	21	46	21	24	25
SHR2A 126 / 12	126	12	32	24	21	46	21	24	25
SHR2A 126 / 14	126	14	32	24	21	46	21	24	25
SHR2A 126 / 15	126	15	32	24	21	46	21	24	25
SHR2A 160 / 10	160	10	40	26	25	52	25	26,5	31
SHR2A 160 / 12	160	12	40	26	25	52	25	26,5	31
SHR2A 160 / 14	160	14	40	26	25	52	25	26,5	31
SHR2A 160 / 16	160	16	40	26	25	52	25	26,5	31
SHR2A 200 / 10	200	10	50	30	28	62	28	28	34
SHR2A 200 / 16	200	16	50	30	28	62	28	28	34
SHR2A 200 / 20	200	20	50	30	28	62	28	28	34

SHR2A

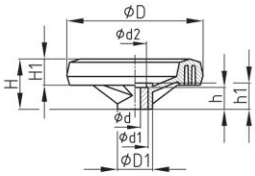

SHR2A

Standardfarben
- schwarz

Material
- Grundkörper: glasfaserverstärktes Polyamid (PA-GF)
- Nabe: Stahl verzinkt

Bestellhinweise
- Selbstklebende Blende aus eloxiertem Aluminium, zur Abdeckung der Nabe nach Montage des Handrades, liegt bei.

Standard Colours
- *black*

Material
- *Base body: glass fibre reinforced polyamide (PA-GF)*
- *Hub: zinc-plated steel*

Order informations
- *Self adhesive anodized aluminium cover, to cover the hub after mounting the handwheel, is included.*

Gruppe / Group: SHR2B

Speichenhandrad mit zwei Speichen und Handgriff
Spoked wheel with two spokes and revolving handle

Bestellnummer *Order Number*	D *D* mm	d H9 *d H9* mm	D1 *D1* mm	d1 *d1* mm	d2 *d2* mm	H *H* mm	h *h* mm	H1 *H1* mm	h1 *h1* mm	L *L* mm
SHR2B 80 / 8	80	8	24	18	15	35	17	18	23	50
SHR2B 80 / 10	80	10	24	18	15	35	17	18	23	50
SHR2B 100 / 10	100	10	24	18	15	37	17	20	23	50
SHR2B 100 / 12	100	12	24	18	15	37	17	20	23	50
SHR2B 126 / 10	126	10	32	24	21	46	21	24	25	70
SHR2B 126 / 12	126	12	32	24	21	46	21	24	25	70
SHR2B 126 / 14	126	14	32	24	21	46	21	24	25	70
SHR2B 126 / 15	126	15	32	24	21	46	21	24	25	70
SHR2B 160 / 10	160	10	34	26	25	52	25	26,5	31	85
SHR2B 160 / 12	160	12	34	26	25	52	25	26,5	31	85
SHR2B 160 / 14	160	14	34	26	25	52	25	26,5	31	85
SHR2B 160 / 16	160	16	34	26	25	52	25	26,5	31	85
SHR2B 200 / 10	200	10	50	30	28	62	28	28	34	85
SHR2B 200 / 16	200	16	50	30	28	62	28	28	34	85
SHR2B 200 / 20	200	20	50	30	28	62	28	28	34	85

SHR2B

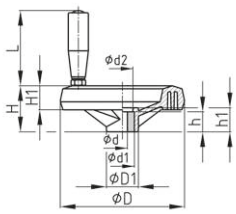

SHR2B

Standardfarben
- schwarz

Material
- Grundkörper: glasfaserverstärktes Polyamid (PA-GF)
- Nabe: Stahl verzinkt

Standard Colours
- *black*

Material
- *Base body: glass fibre reinforced polyamide (PA-GF)*
- *Hub: zinc-plated steel*

Fortsetzung nächste Seite / *Continue next page*

Gruppe / Group: SHR2B - siehe Vorseite / look at page before

Bestellhinweise
- Selbstklebende Blende aus eloxiertem Aluminium, zur Abdeckung der Nabe nach Montage des Handrades, liegt bei.

Order informations
- *Self adhesive anodized aluminium cover, to cover the hub after mounting the handwheel, is included.*

Gruppe / Group: SHR2C

Speichenhandrad mit zwei Speichen und Zylindergriff
Spoked wheel with two spokes and revolving handle

SHR2C

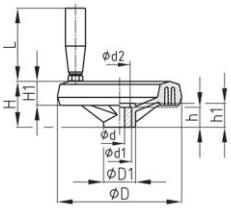

SHR2C

Bestellnummer *Order Number*	D *D* mm	d *d* mm	D1 *D1* mm	d1 *d1* mm	d2 *d2* mm	H *H* mm	h *h* mm	H1 *H1* mm	h1 *h1* mm	L *L* mm
SHR2C 80 / 8	80	8	24	18	15	35	17	18	23	50
SHR2C 80 / 10	80	10	24	18	15	35	17	18	23	50
SHR2C 100 / 10	100	10	24	18	15	37	17	20	23	50
SHR2C 100 / 12	100	12	24	18	15	37	17	20	23	50
SHR2C 126 / 10	126	10	32	24	21	46	21	24	25	70
SHR2C 126 / 12	126	12	32	24	21	46	21	24	25	70
SHR2C 126 / 14	126	14	32	24	21	46	21	24	25	70
SHR2C 126 / 15	126	15	32	24	21	46	21	24	25	70
SHR2C 160 / 10	160	10	40	26	25	52	25	26,5	31	85
SHR2C 160 / 12	160	12	40	26	25	52	25	26,5	31	85
SHR2C 160 / 14	160	14	40	26	25	52	25	26,5	31	85
SHR2C 160 / 16	160	16	40	26	25	52	25	26,5	31	85
SHR2C 200 / 10	200	10	50	30	28	62	28	28	34	85
SHR2C 200 / 16	200	16	50	30	28	62	28	28	34	85
SHR2C 200 / 20	200	20	50	30	28	62	28	28	34	85

Standardfarben
- schwarz

Material
- Grundkörper: glasfaserverstärktes Polyamid (PA-GF)
- Nabe: Stahl verzinkt

Bestellhinweise
- Selbstklebende Blende aus eloxiertem Aluminium, zur Abdeckung der Nabe nach Montage des Handrades, liegt bei.

Standard Colours
- *black*

Material
- *Base body: glass fibre reinforced polyamide (PA-GF)*
- *Hub: zinc-plated steel*

Order informations
- *Self adhesive anodized aluminium cover, to cover the hub after mounting the handwheel, is included.*

Gruppe / Group: SHR2D

Speichenhandrad mit zwei Speichen und Umlegegriff
Spoked wheel with two spokes and folding handle

SHR2D

Bestellnummer *Order Number*	D *D* mm	d *d* mm	D1 *D1* mm	d1 *d1* mm	d2 *d2* mm	H *H* mm	h *h* mm	H1 *H1* mm	h1 *h1* mm	L *L* mm
SHR2D 80 / 8	80	8	24	18	15	35	17	18	23	46
SHR2D 80 / 10	80	10	24	18	15	35	17	18	23	46
SHR2D 100 / 10	100	10	24	18	15	37	17	20	23	46
SHR2D 100 / 12	100	12	24	18	15	37	17	20	23	46
SHR2D 126 / 10	126	10	32	24	21	46	21	24	25	65
SHR2D 126 / 12	126	12	32	24	21	46	21	24	25	65
SHR2D 126 / 14	126	14	32	24	21	46	21	24	25	65
SHR2D 126 / 15	126	15	32	24	21	46	21	24	25	65
SHR2D 160 / 10	160	10	40	26	25	52	25	26,5	31	65
SHR2D 160 / 12	160	12	40	26	25	52	25	26,5	31	65
SHR2D 160 / 14	160	14	40	26	25	52	25	26,5	31	65
SHR2D 160 / 16	160	16	40	26	25	52	25	26,5	31	65
SHR2D 200 / 10	200	10	50	30	28	62	28	28	34	75
SHR2D 200 / 16	200	16	50	30	28	62	28	28	34	75
SHR2D 200 / 20	200	20	50	30	28	62	28	28	34	75

Gruppe / Group: SHR2D

Standardfarben
- schwarz

Material
- Grundkörper: glasfaserverstärktes Polyamid (PA-GF)
- Nabe: Stahl verzinkt

Bestellhinweise
- Selbstklebende Blende aus eloxiertem Aluminium, zur Abdeckung der Nabe nach Montage des Handrades, liegt bei.

Standard Colours
- *black*

Material
- *Base body: glass fibre reinforced polyamide (PA-GF)*
- *Hub: zinc-plated steel*

Order informations
- *Self adhesive anodized aluminium cover, to cover the hub after mounting the handwheel, is included.*

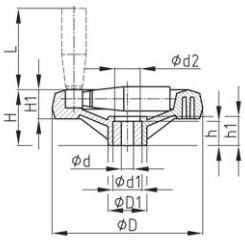

SHR2D

Gruppe / Group: SHR4A

Speichenhandrad mit vier Speichen
Spoked hand wheel with four spokes

Bestellnummer ***Order Number***	**D** ***D*** **mm**	**d** ***d*** **mm**	**D1** ***D1*** **mm**	**H** ***H*** **mm**	**h** ***h*** **mm**	**H1** ***H1*** **mm**	**h1** ***h1*** **mm**	**h2** ***h2*** **mm**
SHR4A 100 / 24	100	21	24	47	17	15	36	39
SHR4A 120 / 25	120	21	25	49	15	16	35	38
SHR4A 140 / 28	140	23	28	54	17	20	38	41
SHR4A 160 / 32	160	27	32	56	21	22	40	34
SHR4A 200 / 40	200	32	40	72	25	25	47	51
SHR4A 250 / 50	250	42	50	82	29	29	56	60
SHR4A 300 / 52	300	42	52	95	30	35	63	68

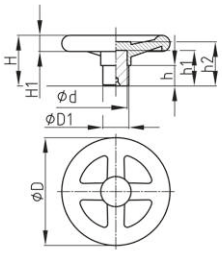

SHR4A

SHR4A

Standardfarben
- schwarz

Material
- Grundkörper: Duroplast
- Nabe: Stahl verzinkt

Standard Colours
- *black*

Material
- *Base body: Thermosetting plastic*
- *Hub: zinc-plated steel*

Gruppe / Group: SHR4B

Speichenhandrad mit vier Speichen und drehbarem Handgriff
Spoked wheel with four spokes and revolving handle

SHR4B

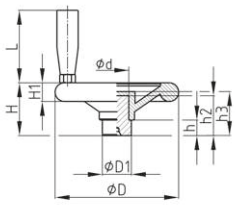

SHR4B

Bestellnummer *Order Number*	D *D* mm	d *d* mm	D1 *D1* mm	H *H* mm	h *h* mm	H1 *H1* mm	h1 *h1* mm	h2 *h2* mm	L *L* mm
SHR4B 100 / 24	100	21	24	47	17	15	36	39	51
SHR4B 120 / 25	120	21	25	49	15	16	35	38	70
SHR4B 140 / 28	140	23	28	54	17	20	38	41	70
SHR4B 160 / 32	160	27	32	56	21	22	40	43	85
SHR4B 200 / 40	200	32	40	72	25	25	47	51	85
SHR4B 250 / 50	250	42	50	82	29	29	56	60	98
SHR4B 300 / 52	300	42	52	95	30	35	63	68	98

Standardfarben
- schwarz

Material
- Grundkörper: Duroplast
- Nabe: Stahl verzinkt

Standard Colours
- *black*

Material
- *Base body: Thermosetting plastic*
- *Hub: zinc-plated steel*

Gruppe / Group: SHR4C

Speichenhandrad mit vier Speichen und Umlegegriff
Spoked wheel with four spokes and crank handle

SHR4C

Bestellnummer *Order Number*	D *D* mm	d *d* mm	D1 *D1* mm	H *H* mm	h *h* mm	H1 *H1* mm	h1 *h1* mm	h2 *h2* mm	L *L* mm	L1 *L1* mm	L2 *L2* mm
SHR4C 100 / 24	100	21	24	47	17	15	36	39	60	46	17
SHR4C 120 / 25	120	21	25	49	15	16	35	38	82	65	17
SHR4C 140 / 28	140	23	28	54	17	20	38	41	82	65	17
SHR4C 160 / 32	160	27	32	56	21	22	40	43	82	65	17
SHR4C 200 / 40	200	32	40	72	25	25	47	51	107	86	21
SHR4C 250 / 50	250	42	50	82	29	29	56	60	107	86	21
SHR4C 300 / 52	300	42	52	95	30	35	63	68	107	86	21

Standardfarben
- schwarz

Material
- Grundkörper: Duroplast
- Nabe: Stahl verzinkt

Standard Colours
- *black*

Material
- *Base body: Thermosetting plastic*
- *Hub: zinc-plated steel*

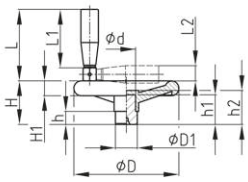

SHR4C

Gruppe / Group: SHR4D

Speichenhandrad mit vier Speichen und sichtbarer Nabe
Spoked wheel with four spokes and visible hub

Bestellnummer *Order Number*	D *D* mm	d *d* mm	D1 *D1* mm	H *H* mm	h *h* mm	H1 *H1* mm	h1 *h1* mm	h2 *h2* mm
SHR4D 100 / 24	100	21	24	47	17	15	36	39
SHR4D 120 / 25	120	21	25	49	15	16	35	38
SHR4D 140 / 28	140	23	28	54	17	20	38	41
SHR4D 160 / 32	160	27	32	56	21	22	40	43
SHR4D 200 / 40	200	32	40	72	25	25	47	51
SHR4D 250 / 50	250	42	50	82	29	29	56	60
SHR4D 300 / 52	300	42	52	95	30	35	63	68

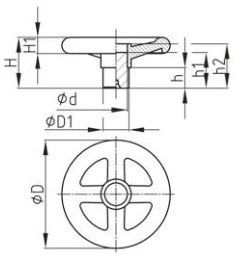

SHR4D

SHR4D

Standardfarben
- schwarz

Standard Colours
- *black*

Material
- Grundkörper: Duroplast
- Nabe: Stahl verzinkt

Material
- *Base body: Thermosetting plastic*
- *Hub: zinc-plated steel*

Gruppe / Group: SHR4E

Speichenhandrad mit vier Speichen, sichtbarer Nabe und Handgriff
Spoked wheel with four spokes, visible hub and revolving handle

Bestellnummer *Order Number*	D *D* mm	d *d* mm	D1 *D1* mm	H *H* mm	h *h* mm	H1 *H1* mm	h1 *h1* mm	h2 *h2* mm	L *L* mm
SHR4E 100 / 24	100	21	24	47	17	15	36	39	51
SHR4E 120 / 25	120	21	25	49	15	16	35	38	70
SHR4E 140 / 28	140	23	28	54	17	20	38	41	70
SHR4E 160 / 32	160	27	32	56	21	22	40	43	85
SHR4E 200 / 40	200	32	40	72	25	25	47	51	85
SHR4E 250 / 50	250	42	50	82	29	29	56	60	98
SHR4E 300 / 52	300	42	52	95	30	35	63	68	98

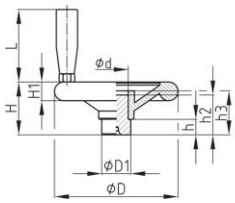

SHR4E

SHR4E

Standardfarben
- schwarz

Standard Colours
- *black*

Material
- Grundkörper: Duroplast
- Nabe: Stahl verzinkt

Material
- *Base body: Thermosetting plastic*
- *Hub: zinc-plated steel*

Gruppe / Group: SHR4G

Speichenhandrad mit vier Speichen, sichtbarer Nabe und Umlegegriff
Spoked wheel with four spokes, sichtbarer Nabe and crank handle

SHR4G

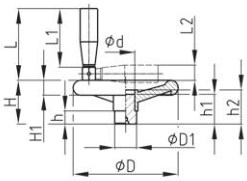

SHR4G

Bestellnummer *Order Number*	D *D* mm	d *d* mm	D1 *D1* mm	H *H* mm	h *h* mm	H1 *H1* mm	h1 *h1* mm	h2 *h2* mm	L *L* mm	L1 *L1* mm	L2 *L2* mm
SHR4G 100 / 24	100	21	24	47	17	15	36	39	60	46	17
SHR4G 120 / 25	120	21	25	49	15	16	35	38	82	65	17
SHR4G 140 / 28	140	23	28	54	17	20	38	41	82	65	17
SHR4G 160 / 32	160	27	32	56	21	22	40	42	82	65	17
SHR4G 200 / 40	200	32	40	72	25	25	47	51	107	86	21
SHR4G 250 / 50	250	42	50	82	29	29	56	60	107	86	21
SHR4G 300 / 52	300	42	52	95	30	35	63	68	107	86	21

Standardfarben
- schwarz

Standard Colours
- *black*

Material
- Grundkörper: Duroplast
- Nabe: Stahl verzinkt

Material
- *Base body: Thermosetting plastic*
- *Hub: zinc-plated steel*

Gruppe / Group: SHRA

Scheibenhandrad
Disk hand wheel

SHRA

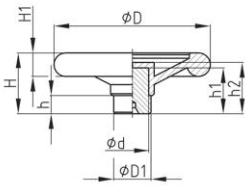

SHRA

Bestellnummer *Order Number*	D *D* mm	d *d* mm	D1 *D1* mm	H *H* mm	h *h* mm	H1 *H1* mm	h1 *h1* mm	h2 *h2* mm
SHRA 120 / 28	120	23	28	50	14	18	38	42
SHRA 160 / 40	160	32	40	63	20	22	47	53
SHRA 200 / 40	200	32	40	73	21	23	45	61

Standardfarben
- schwarz

Standard Colours
- *black*

Material
- Grundkörper: Duroplast
- Nabe: Stahl verzinkt

Material
- *Base body: Thermosetting plastic*
- *Hub: zinc-plated steel*

Gruppe / Group: SHRB

Scheibenhandrad mit Handgriff
Disk wheel with revolving handle

SHRB

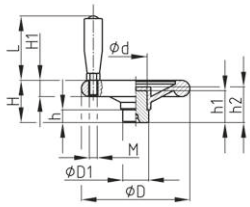

SHRB

Bestellnummer *Order Number*	D *D* mm	d *d* mm	D1 *D1* mm	H *H* mm	h *h* mm	H1 *H1* mm	h1 *h1* mm	h2 *h2* mm	L *L* mm
SHRB 120 / 28	120	23	28	50	14	18	38	42	82
SHRB 160 / 40	160	32	40	63	20	22	45	53	82
SHRB 200 / 40	200	32	40	73	21	23	45	61	107

Standardfarben
- schwarz

Standard Colours
- *black*

Material
- Grundkörper: Duroplast
- Nabe: Stahl verzinkt

Material
- *Base body: Thermosetting plastic*
- *Hub: zinc-plated steel*

Gruppe / Group: SHRC

Scheibenhandrad mit Umlegegriff
Disk wheel with crank handle

Bestellnummer *Order Number*	D *D* mm	d *d* mm	D1 *D1* mm	H *H* mm	h *h* mm	H1 *H1* mm	h1 *h1* mm	h2 *h2* mm	L *L* mm	L1 *L1* mm	L2 *L2* mm
SHRC 120 / 28	120	23	28	50	14	18	38	42	82	65	17
SHRC 160 / 40	160	32	40	63	20	22	45	53	82	65	17
SHRC 200 / 40	200	32	40	73	21	23	45	61	107	86	21

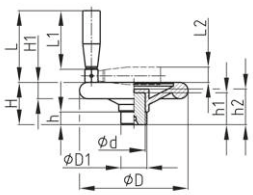

SHRC

SHRC

Standardfarben
- schwarz

Material
- Grundkörper: Duroplast
- Nabe: Stahl verzinkt

Standard Colours
- *black*

Material
- *Base body: Thermosetting plastic*
- *Hub: zinc-plated steel*

Gruppe / Group: SHRD

Scheibenhandrad mit sichtbarer Nabe
Disk handle with visible hub

Bestellnummer *Order Number*	D *D* mm	d *d* mm	D1 *D1* mm	H *H* mm	h *h* mm	H1 *H1* mm	h1 *h1* mm	h2 *h2* mm
SHRD 120 / 28	120	23	28	50	14	18	38	42
SHRD 160 / 40	160	32	40	63	20	22	47	53
SHRD 200 / 40	200	32	40	73	21	23	47	61

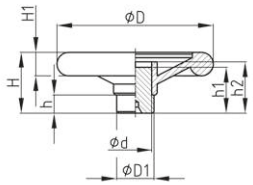

SHRD

SHRD

Standardfarben
- schwarz

Material
- Grundkörper: Duroplast
- Nabe: Stahl verzinkt

Standard Colours
- *black*

Material
- *Base body: Thermosetting plastic*
- *Hub: zinc-plated steel*

Gruppe / Group: SHRE

Scheibenhandrad mit sichtbarer Nabe und Handgriff
Disk wheel with visible hub and revolving handle

Bestellnummer *Order Number*	D *D* mm	d *d* mm	D1 *D1* mm	H *H* mm	h *h* mm	H1 *H1* mm	h1 *h1* mm	h2 *h2* mm	L *L* mm
SHRE 120 / 28	120	23	28	50	14	18	38	42	82
SHRE 160 / 40	160	32	40	63	20	22	47	53	82
SHRE 200 / 40	200	32	40	73	21	23	47	61	102

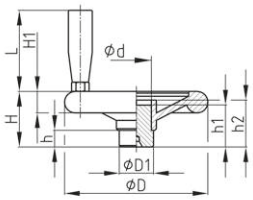

SHRE

SHRE

Standardfarben
- schwarz

Material
- Grundkörper: Duroplast
- Nabe: Stahl verzinkt

Standard Colours
- *black*

Material
- *Base body: Thermosetting plastic*
- *Hub: zinc-plated steel*

Gruppe / Group: SHRG

Scheibenhandrad mit sichtbarer Nabe und Umlegegriff
Disk wheel with visible hub and crank handle

SHRG

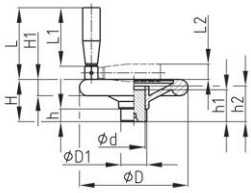

SHRG

Bestellnummer *Order Number*	D *D* mm	d *d* mm	D1 *D1* mm	H *H* mm	h *h* mm	H1 *H1* mm	h1 *h1* mm	h2 *h2* mm	L *L* mm	L1 *L1* mm	L2 *L2* mm
SHRG 120 / 28	120	23	28	50	14	18	38	42	82	65	17
SHRG 160 / 40	160	32	40	63	20	22	47	53	82	65	17
SHRG 200 / 40	200	32	40	73	21	23	47	61	102	86	21

Standardfarben
- schwarz

Material
- Grundkörper: Duroplast
- Nabe: Stahl verzinkt

Standard Colours
- *black*

Material
- *Base body: Thermosetting plastic*
- *Hub: zinc-plated steel*

Gruppe / Group: HKRV

Handkurbel mit Vierkantaufnahme
Crank handle with square adapter

HKRV

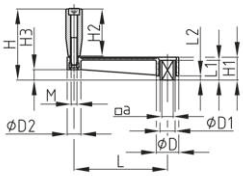

HKRV

Bestellnummer *Order Number*	a *a* mm	D *D* mm	D1 *D1* mm	D2 *D2* mm	H *H* mm	H1 *H1* mm	H2 *H2* mm	H3 *H3* mm	L *L* mm	L1 *L1* mm	L2 *L2* mm	M *M*
HKRV 150 / 14	14	36	30	22	125	36	80	15	150	26	5	M10

Standardfarben
- schwarz

Material
- Grundkörper: Polyamid 6 (PA 6)
- Aufnahme: Stahl verzinkt
- Handgriff: Phenolharz PF 31
- Gewindebolzen: Stahl verzinkt
- Gewindebuchse: Messing

Standard Colours
- *black*

Material
- *Base body: Polyamide (PA 6)*
- *Pivot: zinc plated steel*
- *Handle: thermosetting PF 31*
- *Thread bolt: zinc-plated steel*
- *Threaded bush: brass*

Gruppe / Group: HKRM

Handkurbel mit Sackbohrung
Crank handle with blind hole

HKRM

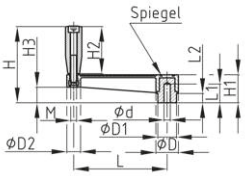

HKRM

Bestellnummer *Order Number*	D *D* mm	D1 *D1* mm	D2 *D2* mm	d *d* mm	H *H* mm	H1 *H1* mm	H2 *H2* mm	H3 *H3* mm	L *L* mm	L1 *L1* mm	L2 *L2* mm	M *M*
HKRM 150 / 10	36	30	22	10	135	45	80	28	150	30	15	M10

Standardfarben
- schwarz

Material
- Grundkörper: Polyamid 6 (PA 6)
- Nabe: Stahl brüniert
- Handgriff: Phenolharz PF 31
- Gewindebolzen: Stahl verzinkt

Standard Colours
- *black*

Material
- *Base body: Polyamide (PA 6)*
- *Hub: burnished steel*
- *Handle: thermosetting PF 31*
- *Thread bolt: zinc-plated steel*

Gruppe / Group: HKRL

Handkurbel mit langem Zapfen
Crank handle with long stud

HKRL

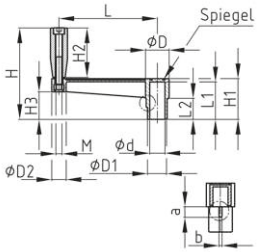

HKRL

Bestellnummer *Order Number*	D *D* mm	D1 *D1* mm	D2 *D2* mm	d *d* mm	H *H* mm	H1 *H1* mm	H2 *H2* mm	H3 *H3* mm	L *L* mm	L1 *L1* mm	L2 *L2* mm	M *M*	a *a* mm	b *b* mm
HKRL 150 / 29	36	29	22	18	160	70	80	49	150	62	39	M10	15	10

Standardfarben
- schwarz

Material
- Grundkörper: Polyamid 6 (PA 6)
- Gewindebolzen: Stahl verzinkt
- Handgriff: Phenolharz PF 31

Standard Colours
- *black*

Material
- *Base body: Polyamide (PA 6)*
- *Thread bolt: zinc-plated steel*
- *Handle: thermosetting PF 31*

Gruppe / Group: HKRS

Handkurbel mit Handgriff, Nabe mit Sackbohrung
Crank-handle with revolving handle, hub with blind hole

HKRS

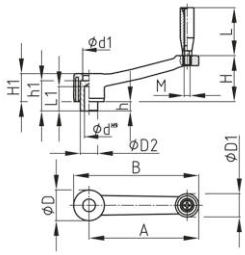

HKRS

Bestellnummer *Order Number*	A *A* mm	B *B* mm	D *D* mm	d H9 *d H9* mm	D1 *D1* mm	d1 *d1* mm	D2 *D2* mm	H *H* mm	h *h* mm	H1 *H1* mm	h1 *h1* mm	L *L* mm	L1 *L1* mm	M *M*
HKRS 128 / 10	128	151	45	10	35	18	22	60	10	42	37	72	28	M8
HKRS 128 / 12	128	151	45	12	35	18	22	60	10	42	37	72	28	M8
HKRS 148 / 10	148	171	45	10	35	18	22	65	10	42	37	72	28	M8
HKRS 148 / 14	148	171	45	14	35	18	22	65	10	42	37	72	28	M8
HKRS 148 / 16	148	711	45	16	35	18	22	65	10	42	37	72	28	M8

Standardfarben
- schwarz

Material
- Grundkörper: glasfaserverstärktes Polyamid (PA-GF)
- Nabe: Stahl verzinkt

Standard Colours
- *black*

Material
- *Base body: glass fibre reinforced polyamide (PA-GF)*
- *Hub: zinc-plated steel*

Gruppe / Group: HKRQ

Handkurbel mit Handgriff, Nabe mit Vierkantaufnahme
Crank-handle with revolving handle, hub with square through hole

HKRQ

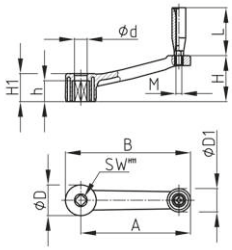

HKRQ

Bestellnummer *Order Number*	A *A* mm	B *B* mm	D *D* mm	d *d* mm	D1 *D1* mm	H *H* mm	h *h* mm	H1 *H1* mm	L *L* mm	M *M*	SW H11 *SW H11* mm
HKRQ 128 / 10x10	128	151	45	18	53	60	27	42	72	M8	10
HKRQ 128 / 12x12	128	151	45	18	35	60	27	42	72	M8	12
HKRQ 128 / 14x14	128	151	45	18	35	60	27	42	72	M8	14
HKRQ 148 / 12x12	148	171	45	18	35	65	27	42	72	M8	12
HKRQ 148 / 14x14	148	171	45	18	35	65	27	42	72	M8	14
HKRQ 148 / 17x17	148	171	45	18	35	65	27	42	72	M8	17

Standardfarben
- schwarz

Material
- Grundkörper: glasfaserverstärktes Polyamid (PA-GF)
- Nabe: Stahl verzinkt

Standard Colours
- *black*

Material
- *Base body: glass fibre reinforced polyamide (PA-GF)*
- *Hub: zinc-plated steel*

Gruppe / Group: HKRD

Handkurbel mit Handgriff, Nabe mit Durchgangsbohrung
Crank-handle with revolving handle, hub with through hole

HKRD

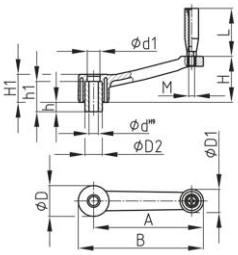

HKRD

Bestellnummer *Order Number*	A *A* mm	B *B* mm	D *D* mm	d H9 *d H9* mm	D1 *D1* mm	d1 *d1* mm	D2 *D2* mm	H *H* mm	h *h* mm	H1 *H1* mm	h1 *h1* mm	L *L* mm	M *M*
HKRD 128 / 10	128	151	45	10	35	18	22	60	10	42	37	72	M8
HKRD 128 / 12	128	151	45	12	35	18	22	60	10	42	37	72	M8
HKRD 148 / 14	148	171	45	14	35	18	22	65	10	42	37	72	M8
HKRD 148 / 16	148	171	45	16	35	18	22	65	10	42	37	72	M8

Standardfarben
- schwarz

Material
- Grundkörper: glasfaserverstärktes Polyamid (PA-GF)
- Nabe: Stahl verzinkt

Standard Colours
- *black*

Material
- *Base body: glass fibre reinforced polyamide (PA-GF)*
- *Hub: zinc-plated steel*

Gruppe / Group: HKKS

Handkurbel mit Umlegegriff, Nabe mit Sackbohrung
Crank-handle with folding handle, hub with blind hole

HKKS

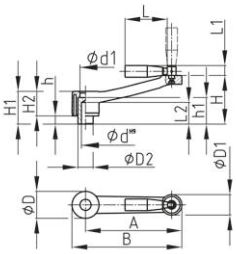

HKKS

Bestellnummer *Order Number*	A *A* mm	B *B* mm	D *D* mm	d H9 *d H9* mm	D1 *D1* mm	d1 *d1* mm	D2 *D2* mm	H *H* mm	h *h* mm	H1 *H1* mm	h1 *h1* mm	H2 *H2* mm	L *L* mm	L1 *L1* mm	L2 *L2* mm
HKKS 128 / 10	128	151	45	10	35	18	22	60	10	52	37	42	65	15	28
HKKS 128 / 12	128	151	45	12	35	18	22	60	10	52	37	42	65	15	28
HKKS 148 / 10	148	171	45	10	35	18	22	65	10	52	37	42	65	15	28
HKKS 148 / 14	148	171	45	14	35	18	22	65	10	52	37	42	65	15	28
HKKS 148 / 16	148	171	45	16	35	18	22	65	10	52	37	42	65	15	28

Standardfarben
- schwarz

Material
- Grundkörper: glasfaserverstärktes Polyamid (PA-GF)
- Nabe: Stahl verzinkt

Standard Colours
- *black*

Material
- *Base body: glass fibre reinforced polyamide (PA-GF)*
- *Hub: zinc-plated steel*

Gruppe / Group: HKKQ

Handkurbel mit Umlegegriff, Nabe mit Vierkantaufnahme
Crank handle with folding handle, hub with square through hole

HKKQ

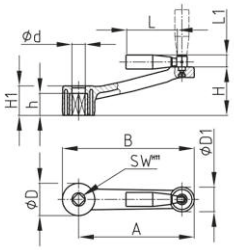

HKKQ

Bestellnummer *Order Number*	A *A* mm	B *B* mm	D *D* mm	d *d* mm	D1 *D1* mm	H *H* mm	h *h* mm	H1 *H1* mm	L *L* mm	L1 *L1* mm	SW H11 *SW H11* mm
HKKQ 128 / 10x10	218	151	45	18	35	60	27	42	65	15	10
HKKQ 128 / 12x12	128	151	45	18	35	60	27	42	65	15	12
HKKQ 128 / 14x14	128	151	45	18	35	60	27	42	65	15	14
HKKQ 148 / 12x12	148	171	45	18	35	65	27	42	65	15	12
HKKQ 148 / 14x14	148	171	45	18	35	65	27	42	65	15	14
HKKQ 148 / 17x17	148	171	45	18	35	65	27	42	65	15	17

Standardfarben
- schwarz

Material
- Grundkörper: glasfaserverstärktes Polyamid (PA-GF)
- Nabe: Stahl verzinkt

Standard Colours
- *black*

Material
- *Base body: glass fibre reinforced polyamide (PA-GF)*
- *Hub: zinc-plated steel*

Gruppe / Group: HKKD

Handkurbel mit Umlegegriff, Nabe mit Durchgangsbohrung
Crank handle with folding handle, hub with through hole

HKKD

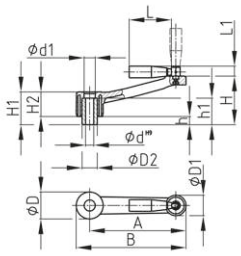

HKKD

Bestellnummer *Order Number*	A *A* mm	B *B* mm	D *D* mm	d H9 *d H9* mm	D1 *D1* mm	d1 *d1* mm	D2 *D2* mm	H *H* mm	h *h* mm	H1 *H1* mm	h1 *h1* mm	H2 *H2* mm	L *L* mm	L1 *L1* mm
HKKD 128 / 10	128	151	45	10	35	18	22	60	10	52	37	42	65	15
HKKD 128 / 12	128	151	45	12	35	18	22	60	10	52	37	42	65	15
HKKD 148 / 14	148	171	45	14	35	18	22	56	10	52	37	42	65	15
HKKD 148 / 16	148	171	45	16	35	18	22	65	10	52	37	42	65	15

Standardfarben
- schwarz

Material
- Grundkörper: glasfaserverstärktes Polyamid (PA-GF)
- Nabe: Stahl verzinkt

Standard Colours
- *black*

Material
- *Base body: glass fibre reinforced polyamide (PA-GF)*
- *Hub: zinc-plated steel*

Verbindungselemente *plus*

Connecting elements plus

Gruppe / Group: RVB 90

Universelle, form- und reibschlüssige 90 Grad Verbinder für Rundrohre
Multi-purpose, form- and friction-locking 90 Grad connectors for round tubes

RVB 90 (>=20)

RVB 90 (>=20)

RVB 90 (<20)

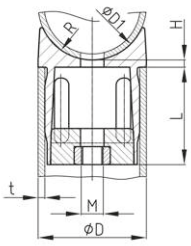

RVB 90 (>=20)

Bestellnummer *Order Number*	D *D* mm	D1 *D1* mm	H *H* mm	L *L* mm	M *M*	t *t* mm
RVB 90 / 15x1	15	15	2	20	M6	1
RVB 90 / 16x1	16	16	2	20	M6	1
RVB 90 / 16x1,5	16	16	2	20	M6	1,5
RVB 90 / 18x1	18	18	2	20	M6	1
RVB 90 / 18x1,5	18	18	2	20	M6	1,5
RVB 90 / 20x1	20	20	2	20	M6	1
RVB 90 / 20x1,5	20	20	2	20	M6	1,5
RVB 90 / 22x1	22	22	2	20	M6	1
RVB 90 / 22x1,5	22	22	2	20	M6	1,5
RVB 90 / 23x1	23	23	2	20	M6	1
RVB 90 / 24x1	24	24	2	20	M6	1
RVB 90 / 24x1,5	24	24	2	20	M6	1,5
RVB 90 / 25x1	25	25	2	26	M6	1
RVB 90 / 25x1,5	25	25	2	26	M6	1,5
RVB 90 / 25x2	25	25	2	26	M6	2
RVB 90 / 26x1	26	26	2	26	M6	1
RVB 90 / 26x1,5	26	26	2	26	M6	1,5

Bestellnummer *Order Number*	D *D* mm	D1 *D1* mm	H *H* mm	L *L* mm	M *M*	t *t* mm
RVB 90 / 26x2	26	26	2	26	M6	2
RVB 90 / 26x2,5	26	26	2	26	M6	2,5
RVB 90 / 27x1	27	27	2	26	M6	1
RVB 90 / 27x1,5	27	27	2	26	M6	1,5
RVB 90 / 27x2	27	27	2	26	M6	2
RVB 90 / 27x2,5	27	27	2	26	M6	2,5
RVB 90 / 28x1	28	28	2	26	M6	1
RVB 90 / 28x1,5	28	28	2	26	M6	1,5
RVB 90 / 28x2	28	28	2	26	M6	2
RVB 90 / 28x2,5	28	28	2	26	M6	2,5
RVB 90 / 30x1	30	30	2	26	M6	1
RVB 90 / 30x1,5	30	30	2	26	M6	1,5
RVB 90 / 30x2	30	30	2	26	M6	2
RVB 90 / 32x1	32	32	2	26	M6	1
RVB 90 / 32x1,5	32	32	2	26	M6	1,5
RVB 90 / 32x2	32	32	2	26	M6	2
RVB 90 / 32x2,5	32	32	2	26	M6	2,5

Standardfarben
- schwarz RAL 9005

Material
- Grundkörper: Polyamid 6 (PA 6)
- Mutter: Stahl verzinkt

Standard Colours
- *black RAL 9005*

Material
- *Base body: Polyamide (PA 6)*
- *Nut: zinc-plated steel*

Gruppe / Group: RVB 180

Universelle, reibschlüssige 180 Grad Verbinder für Rund- und Quadratrohre
Multi-purpose friction-locking 180 Grad connectors for round and square tubes

RVB 180 (>=20)

RVB 180 (<20)

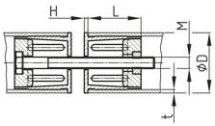

RVB 180 (>=20)

Bestellnummer *Order Number*	D *D* mm	H *H* mm	M *M*	L *L* mm	t *t* mm
RVB 180 / 15x1	15	1,5	M6	20	1
RVB 180 / 16x1	16	1,5	M6	20	1
RVB 180 / 16x1,5	16	1,5	M6	20	1,5
RVB 180 / 18x1	18	1,5	M6	20	1
RVB 180 / 18x1,5	18	1,5	M6	20	1,5
RVB 180 / 20x1	20	1,5	M6	20	1
RVB 180 / 20x1,5	20	1,5	M6	20	1,5
RVB 180 / 22x1	22	1,5	M6	20	1
RVB 180 / 22x1,5	22	1,5	M6	20	1,5
RVB 180 / 23x1	23	1,5	M6	20	1
RVB 180 / 24x1	24	1,5	M6	20	1
RVB 180 / 24x1,5	24	1,5	M6	20	1,5
RVB 180 / 25x1	25	1,5	M6	26	1
RVB 180 / 25x1,5	25	1,5	M6	26	1,5
RVB 180 / 25x2	25	1,5	M6	26	2
RVB 180 / 26x1	26	1,5	M6	26	1
RVB 180 / 26x1,5	26	1,5	M6	26	1,5
RVB 180 / 26x2	26	1,5	M6	26	2
RVB 180 / 26x2,5	26	1,5	M6	26	2,5
RVB 180 / 27x1	27	1,5	M6	26	1
RVB 180 / 27x1,5	27	1,5	M6	26	1,5

Bestellnummer *Order Number*	D *D* mm	H *H* mm	M *M*	L *L* mm	t *t* mm
RVB 180 / 27x2	27	1,5	M6	26	2
RVB 180 / 27x2,5	27	1,5	M6	26	2,5
RVB 180 / 28x1	28	1,5	M6	26	1
RVB 180 / 28x1,5	28	1,5	M6	26	1,5
RVB 180 / 28x2	28	1,5	M6	26	2
RVB 180 / 28x2,5	28	1,5	M6	26	2,5
RVB 180 / 30x1	30	1,5	M6	26	1
RVB 180 / 30x1,5	30	1,5	M6	26	1,5
RVB 180 / 30x2	30	1,5	M6	26	2
RVB 180 / 32x1	32	1,5	M6	26	1
RVB 180 / 32x1,5	32	1,5	M6	26	1,5
RVB 180 / 32x2	32	1,5	M6	26	2
RVB 180 / 32x2,5	32	1,5	M6	26	2,5
RVB 180 / 38x1	38	1,5	M8	29	1
RVB 180 / 38x1,5	38	1,5	M8	29	1,5
RVB 180 / 38x2	38	1,5	M8	29	2
RVB 180 / 40x1,5	40	1,5	M8	29	1,5
RVB 180 / 40x2	40	1,5	M8	29	2
RVB 180 / 40x2,5	40	1,5	M8	29	2,5
RVB 180 / 40x3	40	1,5	M8	29	3
RVB 180 / 25x25x1,5	25x25	1,5	M6	26	1,5

Standardfarben
- schwarz RAL 9005

Material
- Grundkörper: Polyamid (PA)
- Mutter: Stahl verzinkt
- Schraube: Stahl verzinkt

Standard Colours
- *black RAL 9005*

Material
- *Base body: Polyamide (PA)*
- *Nut: zinc-plated steel*
- *Screw: zinc-plated steel*

Gruppe / Group: RVB 180/2

Universelle, reibschlüssige 90 Grad Verbinder für Rund- und Quadratrohre
Multi-purpose, friction-locking 90 Grad connectors for round and square tubes

RVB 180/2 (>=20)

RVB 180/2

RVB 180/2

RVB 180/2

RVB 180/2

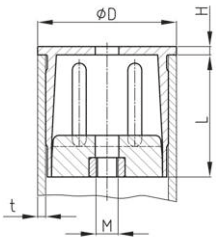

RVB 180/2

Bestellnummer *Order Number*	D *D* mm	H *H* mm	L *L* mm	M *M*	t *t* mm
RVB 180/2 15x1	15	1,5	20	M6	1
RVB 180/2 16x1	16	1,5	20	M6	1
RVB 180/2 16x1,5	16	1,5	20	M6	1,5
RVB 180/2 18x1	18	1,5	20	M6	1
RVB 180/2 18x1,5	18	1,5	20	M6	1,5
RVB 180/2 20x1	20	1,5	20	M6	1
RVB 180/2 20x1,5	20	1,5	20	M6	1,5
RVB 180/2 22x1	22	1,5	20	M6	1
RVB 180/2 22x1,5	22	1,5	20	M6	1,5
RVB 180/2 23x1	23	1,5	20	M6	1
RVB 180/2 24x1	24	1,5	20	M6	1
RVB 180/2 24x1,5	24	1,5	20	M6	1,5
RVB 180/2 25x1	25	1,5	26	M6	1
RVB 180/2 25x1,5	25	1,5	26	M6	1,5
RVB 180/2 25x2	25	1,5	26	M6	2
RVB 180/2 26x1	26	1,5	26	M6	1
RVB 180/2 26x1,5	26	1,5	26	M6	1,5
RVB 180/2 26x2	26	1,5	26	M6	2
RVB 180/2 26x2,5	26	1,5	26	M6	2,5
RVB 180/2 27x1	27	1,5	26	M6	1
RVB 180/2 27x1,5	27	1,5	26	M6	1,5

Bestellnummer *Order Number*	D *D* mm	H *H* mm	L *L* mm	M *M*	t *t* mm
RVB 180/2 27x2	27	1,5	26	M6	2
RVB 180/2 27x2,5	27	1,5	26	M6	2,5
RVB 180/2 28x1	28	1,5	26	M6	1
RVB 180/2 28x1,5	28	1,5	26	M6	1,5
RVB 180/2 28x2	28	1,5	26	M6	2
RVB 180/2 28x2,5	28	1,5	26	M6	2,5
RVB 180/2 30x1	30	2	26	M6	1
RVB 180/2 30x1,5	30	2	26	M6	1,5
RVB 180/2 30x2	30	2	26	M6	2
RVB 180/2 32x1	32	2	26	M6	1
RVB 180/2 32x1,5	32	2	26	M6	1,5
RVB 180/2 32x2	32	2	26	M6	2
RVB 180/2 32x2,5	32	2	26	M6	2,5
RVB 180/2 38x1	38	2,5	29	M8	1
RVB 180/2 38x1,5	38	2,5	29	M8	1,5
RVB 180/2 38x2	38	2,5	29	M8	2
RVB 180/2 40x1,5	40	2,5	29	M8	1,5
RVB 180/2 40x2	40	2,5	29	M8	2
RVB 180/2 40x2,5	40	2,5	29	M8	2,5
RVB 180/2 40x3	40	2,5	29	M8	3
RVB 180/2 25x25x1,5	25x25	1,5	26	M6	1,5

Standardfarben
- schwarz RAL 9005

Material
- Grundkörper: Polyamid (PA)
- Mutter: Stahl verzinkt

Standard Colours
- *black RAL 9005*

Material
- *Base body: Polyamide (PA)*
- *Nut: zinc-plated steel*

Gruppe / Group: EBQ

Zusammengesetzte Expanderbuchsen mit Bund für Quadratrohre, Sechskantmuttern oder -schrauben einlegbar
Assembled expander plugs with collar for square tubes, hexagon nuts or screws plugged

EBQ

EBQ

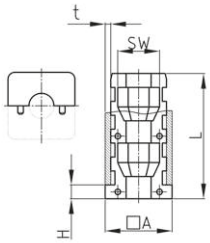

EBQ

Bestellnummer *Order Number*	A *A* mm	H *H* mm	L *L* mm	SW *WAF* mm	t *t* mm	F max. *F max.* kg
EBQ 20x20x1,5 /M6	20	5	42	10	1,5	150
EBQ 20x20x1,5 /M8	20	5	42	13	1,5	300
EBQ 20x20x1,5 /M8 OL	20	5	42	13	1,5	300
EBQ 22x22x1,5 /M8	22	5	40	13	1,5	300
EBQ 25x25x1,5 /M8	25	5	41	13	1,5	300
EBQ 25x25x1,5 /M10	25	5	42	17	1,5	300
EBQ 30x30x1,5 /M8	30	5	42	13	1,5	300
EBQ 30x30x1,5 /M10	30	5	42	17	1,5	300
EBQ 30x30x2 /M8	30	5	42	13	2	300
EBQ 30x30x2 /M10	30	5	42	17	2	300
EBQ 31,75x31,75x1,2-1,6/M10	31,75	5	37	17	1,2-1,6	300
EBQ 32x32x2 /M10	32	5	37	17	2	300
EBQ 35x35x1,6 /M10	35	5	37	17	1,6	300
EBQ 35x35x2 /M10	35	5	42	17	2	300
EBQ 38x38x1,5 /M10	38	5	36	17	1,5	300

Bestellnummer *Order Number*	A *A* mm	H *H* mm	L *L* mm	SW *WAF* mm	t *t* mm	F max. *F max.* kg
EBQ 38x38x1,5 /M12	38	5	36	19	1,5	300
EBQ 40x40x1,5 /M10	40	5	42	17	1,5	300
EBQ 40x40x2 /M10	40	5	42	17	2	300
EBQ 40x40x2 /M10 LG	40	5	88	17	2	300
EBQ 40x40x2 /M12	40	5	40	19	2	300
EBQ 40x40x3 /M10	40	5	37	17	3	300
EBQ 50x50x1,5 /M10	50	5	37	17	1,5	300
EBQ 50x50x1,5 /M12	50	5	37	19	1,5	300
EBQ 50x50x2 /M12	50	5	37	19	2	300
EBQ 50x50x2,5-3 /M12	50	5	39	19	2,5-3	300
EBQ 50,8x50,8x1,6 /M10	50,8	5	38	17	1,6	300
EBQ 60x60x2 /M10	60	5	38	17	2	300
EBQ 60x60x2 /M10 LG	60	5	86	17	2	300
EBQ 60x60x2,5 /M10	60	5	41	17	2,5	300
EBQ 70x70x2 /M10	70	5	42	17	2	300

Standardfarben
- schwarz

Material
- Polyamid (PA)

Bestellhinweise
- Auftragsbezogene Fertigung bei einzelnen Artikelgrößen! Mindestmenge bitte anfragen.
- OL = ohne Lamellen
- LG = Sonderausführung mit 3 Mutternkammern

Standard Colours
- *black*

Material
- *Polyamide (PA)*

Order informations
- *Order-related production for individual article sizes! Please ask for minimum quantity.*
- *OL = without ribs*
- *LG = special type with 3 nut cavities*

Gruppe / Group: EBQMH

Zusammengesetzte Expanderbuchsen mit Bund für Quadratrohre mit einer Sechskantmutter (hinten)
Assembled expander plugs with collar for square tubes with one hexagon nut (rear)

EBQMH

EBQMH

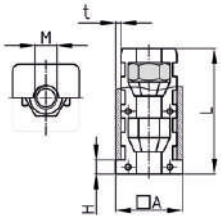

EBQMH

Bestellnummer *Order Number*	A *A* mm	H *H* mm	L *L* mm	M *M*	t t mm	F max. *F max.* kg
EBQMH 20x20x1,5/M6	20	5	42	M6	1,5	150
EBQMH 20x20x1,5/M8	20	5	42	M8	1,5	300
EBQMH 20x20x1,5/M8 OL	20	5	42	M8	1,5	300
EBQMH 22x22x1,5/M8	22	5	40	M8	1,5	300
EBQMH 25x25x1,5/M8	25	5	41	M8	1,5	300
EBQMH 25x25x1,5/M10	25	5	42	M10	1,5	300
EBQMH 25x25x1,5/M12	25	5	37	M12	1,5	300
EBQMH 30x30x1,5/M8	30	5	42	M8	1,5	300
EBQMH 30x30x1,5/M10	30	5	42	M10	1,5	300
EBQMH 30x30x2/M8	30	5	42	M8	2	300
EBQMH 30x30x2/M10	30	5	42	M10	2	300
EBQMH 31,75x31,75x1,2-1,6/M10	31,75	5	37	M10	1,2-1,6	300
EBQMH 32x32x2/M10	32	5	37	M10	2	300
EBQMH 35x35x1,6/M10	35	5	37	M10	1,6	300
EBQMH 35x35x2/M10	35	5	42	M10	2	300

Bestellnummer *Order Number*	A *A* mm	H *H* mm	L *L* mm	M *M*	t t mm	F max. *F max.* kg
EBQMH 38x38x1,5/M10	38	5	36	M10	1,5	300
EBQMH 38x38x1,5/M12	38	5	36	M12	1,5	300
EBQMH 40x40x1,5/M10	40	5	42	M10	1,5	300
EBQMH 40x40x2/M10	40	5	42	M10	2	300
EBQMH 40x40x2/M10 LG	40	5	88	M10	2	300
EBQMH 40x40x2/M12	40	5	40	M12	2	300
EBQMH 40x40x3/M10	40	5	37	M10	3	300
EBQMH 50x50x1,5/M10	50	5	37	M10	1,5	300
EBQMH 50x50x1,5/M12	50	5	37	M12	1,5	300
EBQMH 50x50x2/M12	50	5	37	M12	2	300
EBQMH 50x50x2,5-3/M12	50	5	39	M12	2,5-3	300
EBQMH 50,8x50,8x1,6/M10	50,8	5	38	M10	1,6	300
EBQMH 60x60x2/M10	60	5	38	M10	2	300
EBQMH 60x60x2,5/M10	60	5	41	M10	2,5	300
EBQMH 70x70x2/M10	70	5	42	M10	2	300

Standardfarben
- schwarz

Material
- Grundkörper: Polyamid (PA)
- Mutter: Stahl verzinkt

Bestellhinweise
- Auftragsbezogene Fertigung bei einzelnen Artikelgrößen! Mindestmenge bitte anfragen.
- OL = ohne Lamellen
- LG = Sonderausführung mit 3 Mutternkammern

Standard Colours
- *black*

Material
- *Base body: Polyamide (PA)*
- *Nut: zinc-plated steel*

Order informations
- *Order-related production for individual article sizes! Please ask for minimum quantity.*
- *OL = without ribs*
- *LG = special type with 3 nut cavities*

Gruppe / Group: EBQMV

Zusammengesetzte Expanderbuchsen mit Bund für Quadratrohre mit einer Sechskantmutter (vorne)
Assembled expander plugs with collar for square tubes with one hexagon nut (in the front)

EBQMV

EBQMV

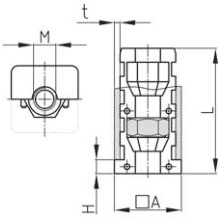

EBQMV

Bestellnummer *Order Number*	A *A* mm	H *H* mm	L *L* mm	M *M*	t t mm	F max. *F max.* kg
EBQMV 20x20x1,5/M 6	20	0,5	42	M6	1,5	150
EBQMV 20x20x1,5/M8	20	5	42	M8	1,5	300
EBQMV 20x20x1,5/M8 OL	20	5	42	M8	1,5	300
EBQMV 22x22x1,5/M8	22	5	40	M8	1,5	300
EBQMV 25x25x1,5/M8	25	5	41	M8	1,5	300
EBQMV 25x25x1,5/M10	25	5	42	M10	1,5	300
EBQMV 25x25x1,5/M12	25	5	37	M12	1,5	300
EBQMV 30x30x1,5/M8	30	5	42	M8	1,5	300
EBQMV 30x30x1,5/M10	30	5	42	M10	1,5	300
EBQMV 30x30x2/M8	30	5	42	M8	2	300
EBQMV 30x30x2 /M10	30	5	42	M10	2	300
EBQMV 31,75x31,75x1,2-1,6/M10	31,75	5	37	M10	1,2-1,6	300
EBQMV 32x32x2/M10	32	5	37	M10	2	300
EBQMV 35x35x1,6/M10	35	5	37	M10	1,6	300
EBQMV 35x35x2/M10	35	5	42	M10	2	300

Bestellnummer *Order Number*	A *A* mm	H *H* mm	L *L* mm	M *M*	t t mm	F max. *F max.* kg
EBQMV 38x38x1,5/M10	38	5	36	M10	1,5	300
EBQMV 38x38x1,5/M12	38	5	36	M12	1,5	300
EBQMV 40x40x1,5/M10	40	5	42	M10	1,5	300
EBQMV 40x40x2/M10	40	5	42	M10	2	300
EBQMV 40x40x2/M10 LG	40	5	88	M10	2	300
EBQMV 40x40x2/M12	40	5	40	M12	2	300
EBQMV 40x40x3/M10	40	5	37	M10	3	300
EBQMV 50x50x1,5/M10	50	5	37	M10	1,5	300
EBQMV 50x50x1,5/M12	50	5	37	M12	1,5	300
EBQMV 50x50x2/M12	50	5	37	M12	2	300
EBQMV 50x50x2,5-3/M12	50	5	39	M12	2,5-3	300
EBQMV 50,8x50,8x1,6/M10	50,8	5	38	M10	1,6	300
EBQMV 60x60x2/M10	60	5	38	M10	2	300
EBQMV 60x60x2,5/M10	60	5	41	M10	2,5	300
EBQMV 70x70x2/M10	70	5	42	M10	2	300

Standardfarben
- schwarz

Material
- Grundkörper: Polyamid (PA)
- Mutter: Stahl verzinkt

Bestellhinweise
- Auftragsbezogene Fertigung bei einzelnen Artikelgrößen! Mindestmenge bitte anfragen.
- OL = ohne Lamellen
- LG = Sonderausführung mit 3 Mutternkammern

Standard Colours
- *black*

Material
- *Base body: Polyamide (PA)*
- *Nut: zinc-plated steel*

Order informations
- *Order-related production for individual article sizes! Please ask for minimum quantity.*
- *OL = without ribs*
- *LG = special type with 3 nut cavities*

Gruppe / Group: EBQM2

Zusammengesetzte Expanderbuchsen mit Bund für Quadratrohre mit zwei Sechskantmuttern
Assembled expander plugs with collar for square tubes with two hexagon nuts

EBQM2

EBQM2

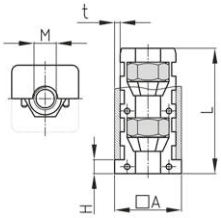

EBQM2

Bestellnummer *Order Number*	A *A* mm	H *H* mm	L *L* mm	M *M*	t *t* mm	F max. *F max.* kg
EBQM2 20x20x1,5 /M 6	20	5	42	M6	1,5	150
EBQM2 20x20x1,5 /M8	20	5	42	M8	1,5	300
EBQM2 20x20x1,5 /M8 OL	20	5	42	M8	1,5	300
EBQM2 22x22x1,5 /M8	22	5	40	M8	1,5	300
EBQM2 25x25x1,5 /M8	25	5	41	M8	1,5	300
EBQM2 25x25x1,5 /M10	25	5	42	M10	1,5	300
EBQM2 30x30x1,5 /M8	30	5	42	M8	1,5	300
EBQM2 30x30x1,5 /M10	30	5	42	M10	1,5	300
EBQM2 30x30x2 /M8	30	5	42	M8	2	300
EBQM2 30x30x2 /M10	30	5	42	M10	2	300
EBQM2 31,75x31,75x1,2-1,6/M10	31,75	5	37	M10	1,2-1,6	300
EBQM2 32x32x2 /M10	32	5	37	M10	2	300
EBQM2 35x35x1,6 /M10	35	5	37	M10	1,6	300
EBQM2 35x35x2 /M10	35	5	42	M10	2	300
EBQM2 38x38x1,5 /M10	38	5	36	M10	1,5	300

Bestellnummer *Order Number*	A *A* mm	H *H* mm	L *L* mm	M *M*	t *t* mm	F max. *F max.* kg
EBQM2 38x38x1,5 /M12	38	5	36	M12	1,5	300
EBQM2 40x40x1,5 /M10	40	5	42	M10	1,5	300
EBQM2 40x40x2 /M10	40	5	42	M10	2	300
EBQM2 40x40x2 /M10 LG	40	5	88	M10	2	300
EBQM2 40x40x2 /M12	40	5	40	M12	2	300
EBQM2 40x40x3 /M10	40	5	37	M10	3	300
EBQM2 50x50x1,5 /M10	50	5	37	M12	1,5	300
EBQM2 50x50x1,5 /M12	50	5	37	M14	1,5	300
EBQM2 50x50x2 /M12	50	5	37	M12	2	300
EBQM2 50x50x2,5-3 /M12	50	5	39	M12	2	300
EBQM2 50,8x50,8x1,6 /M10	50,8	5	38	M10	1,6	300
EBQM2 60x60x2 /M10	60	5	38	M10	2	300
EBQM2 60x60x2 /M10 LG	60	5	86	M10	2	300
EBQM2 60x60x2,5 /M10	60	5	41	M10	2,5	300
EBQM2 70x70x2 /M10	70	5	42	M10	2	300

Standardfarben
- schwarz

Material
- Grundkörper: Polyamid (PA)
- Mutter: Stahl verzinkt

Bestellhinweise
- Auftragsbezogene Fertigung bei einzelnen Artikelgrößen! Mindestmenge bitte anfragen.
- OL = ohne Lamellen
- LG = Sonderausführung mit 3 Mutternkammern

Standard Colours
- *black*

Material
- *Base body: Polyamide (PA)*
- *Nut: zinc-plated steel*

Order informations
- *Order-related production for individual article sizes! Please ask for minimum quantity.*
- *OL = without ribs*
- *LG = special type with 3 nut cavities*

Gruppe / Group: EBR

Zusammengesetzte Expanderbuchsen mit Bund für Rechteckrohre, Sechskantmuttern oder -schrauben einlegbar
Assembled expander plugs with collar for rectangular tubes, hexagon nuts or screws plugged

EBR

EBR

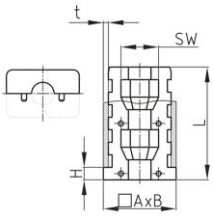

EBR

Bestellnummer *Order Number*	A *A* mm	B *B* mm	H *H* mm	L *L* mm	SW *WAF* mm	t *t* mm	F max. *F max.* kg
EBR 30x20x1,5 / M8	30	20	5	42	13	1,5	300
EBR 40x20x1,5 / M8	40	20	5	41	13	1,5	300
EBR 40x20x2 / M8	40	20	5	42	13	2	300
EBR 40x30x2 / M10	40	30	5	42	17	2	300
EBR 50x25x1,2-1,6 / M10	50	25	5	42	17	1,2-1,6	300

Bestellnummer *Order Number*	A *A* mm	B *B* mm	H *H* mm	L *L* mm	SW *WAF* mm	t *t* mm	F max. *F max.* kg
EBR 50x25x1,2-1,6 / M12	50	25	5	42	19	1,2-1,6	300
EBR 50x25x2 / M10	50	25	5	43	17	2	300
EBR 50x30x2 / M10	50	30	5	43	17	2	300
EBR 60x30x2 / M10	60	30	5	43,5	17	2	300
EBR 60x30x2 / M12	60	30	5	43,5	19	2	300

Standardfarben
- schwarz

Material
- Polyamid (PA)

Bestellhinweise
- Auftragsbezogene Fertigung bei einzelnen Artikelgrößen! Mindestmenge bitte anfragen.

Standard Colours
- *black*

Material
- *Polyamide (PA)*

Order informations
- *Order-related production for individual article sizes! Please ask for minimum quantity.*

Gruppe / Group: EBRMH

Zusammengesetzte Expanderbuchsen mit Bund für Rechteckrohre mit einer Sechskantmutter (hinten)
Assembled expander plugs with collar for rectangular tubes with one hexagon nut (rear)

EBRMH

EBRMH

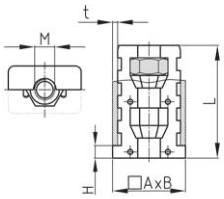

EBRMH

Bestellnummer *Order Number*	A *A* mm	B *B* mm	H *H* mm	L *L* mm	M *M*	t t mm	F max. *F max.* kg
EBRMH 30x20x1,5/M8	30	20	5	42	M8	1,5	300
EBRMH 40x20x1,5/M8	40	20	5	40	M8	1,5	300
EBRMH 40x20x2/M8	40	20	5	42	M8	1,5	300
EBRMH 40x30x2/M10	40	30	5	42	M10	1,5	300
EBRMH 50x25x1,2-1,6/M10	50	25	5	42	M10	1,2-1,6	300

Bestellnummer *Order Number*	A *A* mm	B *B* mm	H *H* mm	L *L* mm	M *M*	t t mm	F max. *F max.* kg
EBRMH 50x25x1,2-1,6/M12	50	25	5	42	M12	1,2-1,6	300
EBRMH 50x25x2/M10	50	25	5	43	M10	2	300
EBRMH 50x30x2/M10	50	30	5	43	M10	2	300
EBRMH 60x30x2/M10	60	30	5	43,5	M10	2	300
EBRMH 60x30x2/M12	60	30	5	43,5	M12	2	300

Standardfarben
- schwarz

Material
- Grundkörper: Polyamid (PA)
- Mutter: Stahl verzinkt

Bestellhinweise
- Auftragsbezogene Fertigung bei einzelnen Artikelgrößen! Mindestmenge bitte anfragen.

Standard Colours
- *black*

Material
- *Base body: Polyamide (PA)*
- *Nut: zinc-plated steel*

Order informations
- *Order-related production for individual article sizes! Please ask for minimum quantity.*

Gruppe / Group: EBRMV

Zusammengesetzte Expanderbuchsen mit Bund für Rechteckrohre mit einer Sechskantmutter (vorne)
Assembled expander plugs with collar for rectangular tubes with one hexagon nut (in the front)

EBRMV

EBRMV

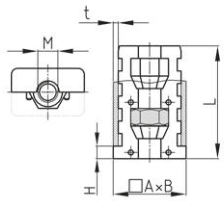

EBRMV

Bestellnummer *Order Number*	A *A* mm	B *B* mm	H *H* mm	L *L* mm	M *M*	t t mm	F max. *F max.* kg
EBRMV 30x20x1,5/M8	30	20	5	42	M8	1,5	300
EBRMV 40x20x1,5/M8	40	20	5	41	M8	1,5	300
EBRMV 40x20x2/M8	40	20	5	42	M8	2	300
EBRMV 40x30x2/M10	40	30	5	37	M10	2	300
EBRMV 50x25x1,2-1,6/M10	50	25	5	42	M10	1,2-1,6	300

Bestellnummer *Order Number*	A *A* mm	B *B* mm	H *H* mm	L *L* mm	M *M*	t t mm	F max. *F max.* kg
EBRMV 50x25x1,2-1,6/M12	50	25	5	42	M12	1,2-1,6	300
EBRMV 50x25x2/M10	50	25	5	43	M10	2	300
EBRMV 50x30x2/M10	50	30	5	43	M10	2	300
EBRMV 60x30x2/M10	60	30	5	43,5	M10	2	300
EBRMV 60x30x2/M12	60	30	5	43,5	M12	2	300

Standardfarben
- schwarz

Standard Colours
- *black*

Gruppe / Group: EBRMV

Material
- Grundkörper: Polyamid (PA)
- Mutter: Stahl verzinkt

Bestellhinweise
- Auftragsbezogene Fertigung bei einzelnen Artikelgrößen! Mindestmenge bitte anfragen.

Material
- *Base body: Polyamide (PA)*
- *Nut: zinc-plated steel*

Order informations
- *Order-related production for individual article sizes! Please ask for minimum quantity.*

Gruppe / Group: EBRM2

Zusammengesetzte Expanderbuchsen mit Bund für Rechteckrohre mit zwei Sechskantmuttern
Assembled expander plugs with collar for rectangular tubes with two hexagon nuts

EBRM2

EBRM2

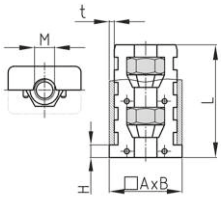

EBRM2

Bestellnummer *Order Number*	A *A* mm	B *B* mm	H *H* mm	L *L* mm	M *M*	t t mm	F max. *F max.* kg
EBRM2 30x20x1,5/M8	30	20	5	42	M8	1,5	300
EBRM2 40x20x1,5/M8	40	20	5	40	M8	1,5	300
EBRM2 40x20x2/M8	40	20	5	42	M8	2	300
EBRM2 40x30x2/M10	40	30	5	37	M10	2	300
EBRM2 50x25x1,2-1,6/M10	50	25	5	42	M10	1,2-1,6	300

Bestellnummer *Order Number*	A *A* mm	B *B* mm	H *H* mm	L *L* mm	M *M*	t t mm	F max. *F max.* kg
EBRM2 50x25x1,2-1,6/M12	50	25	5	42	M12	1,2-1,6	300
EBRM2 50x25x2/M10	50	25	5	43	M10	2	300
EBRM2 50x30x2/M10	50	30	5	43	M10	2	300
EBRM2 60x30x2/M10	60	30	5	43,5	M10	2	300
EBRM2 60x30x2/M12	60	30	5	43,5	M12	2	300

Standardfarben
- schwarz

Material
- Grundkörper: Polyamid (PA)
- Mutter: Stahl verzinkt

Bestellhinweise
- Auftragsbezogene Fertigung bei einzelnen Artikelgrößen! Mindestmenge bitte anfragen.

Standard Colours
- *black*

Material
- *Base body: Polyamide (PA)*
- *Nut: zinc-plated steel*

Order informations
- *Order-related production for individual article sizes! Please ask for minimum quantity.*

Gruppe / Group: EBRU

Zusammengesetzte Expanderbuchsen mit Bund für Rundrohre, Sechskantmuttern oder -schrauben einlegbar
Assembled expander plugs with collar for round tubes for hexagon nuts or screws

EBRU

EBRU

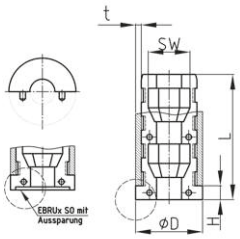

EBRU

Bestellnummer *Order Number*	D *D* mm	H *H* mm	L *L* mm	SW *WAF* mm	t *t* mm	F max. *F max.* kg
EBRU 18x1,5 / M6	18	5	42	10	1,5	150
EBRU 20x1 / M6	20	5	42	10	1	150
EBRU 20x1 / M8	20	5	42	13	1	300
EBRU 20x1,5 / M6	20	5	42	10	1,5	150
EBRU 20x1,5 / M8	20	5	42	13	1,5	300
EBRU 22x1,5 / M8	22	5	47	13	1,5	300
EBRU 25x1 / M10	25	5	42	17	1,5	300
EBRU 25x1,2 / M6	25	5	42	10	1,2	150
EBRU 25x1,25 / M8	25	5	42	13	1,25	300
EBRU 25x1,5 / M8	25	5	47	13	1,5	300
EBRU 25x1,5 / M10	25	5	42	17	1,5	300
EBRU 28x1,5 / M8	28	5	42	13	1,5	300
EBRU 28x1,5 / M10	28	5	47	17	1,5	300
EBRU 28x2 / M10	28	5	42	17	2	300
EBRU 30x1,5 / M10	30	5	41,5	17	1,5	300
EBRU 30x2 / M8	30	5	41	13	2	300
EBRU 30x2 / M10	30	5	41	17	2	300
EBRU 32x1,2 / M10	32	5	42	17	1,2	300
EBRU 32x1,5 / M10	32	5	42	17	1,5	300
EBRU 32x1,5 / M8	32	5	42	13	1,5	300
EBRU 32x2 / M8	32	5	42	13	2	300
EBRU 32x2 / M10	32	5	42	17	2	300
EBRU 35x1,5 / M10	35	5	44	17	1,5	300

Bestellnummer *Order Number*	D *D* mm	H *H* mm	L *L* mm	SW *WAF* mm	t *t* mm	F max. *F max.* kg
EBRU 35x2 / M10	35	5	42	17	2	300
EBRU 35x2,5 / M10	35	5	42	17	2,5	300
EBRU 37,5x1,5 / M10	37,5	5	42	17	1,5	300
EBRU 38x1,5 / M10	38	5	42	17	1,5	300
EBRU 38x1,6 / M12	38	5	42	19	1,6	300
EBRU 40x1,5 / M10 SO	40	3	40	17	1,5	300
EBRU 40x1,5 / M8 SO	40	3	40	13	1,5	300
EBRU 40x2 / M8	40	5	41	13	1,5	300
EBRU 40x2 / M10	40	5	47	17	2	300
EBRU 42x2 / M10	42	5	42	17	2	300
EBRU 42x2 / M12	42	5	39	19	2	300
EBRU 45x2 / M10	45	5	42	17	2	300
EBRU 48,3x2,3-2,9 / M10	48,3	5	42	17	2,3-2,9	300
EBRU 50x1,5 / M10	50	5	43,5	17	1,5	300
EBRU 50x1,5 / M12	50	5	43,5	19	1,5	300
EBRU 50x2 / M10	50	5	42	17	2	300
EBRU 60x2 / M10 SO	60	3	40	17	2	300
EBRU 60x2,3-2,9 / M10	60	5	42	17	2,3-2,9	300
EBRU 60x2,5 / M10	60	5	39	17	2,5	300
EBRU 76x1,5 / M10	76	5	34	17	1,5	300
EBRU 80x1,5 / M10	80	5	33	17	1,5	300
EBRU 80x2 / M10	80	5	38	17	2	300

Standardfarben
- schwarz

Material
- Polyamid (PA)

Bestellhinweise
- Auftragsbezogene Fertigung bei einzelnen Artikelgrößen! Mindestmenge bitte anfragen.
- SO = Sonderausführung; der Bund des Stopfens hat eine andere Höhe und eine Aussparung
- * = Es können keine Sicherungsmuttern DIN 985 eingelegt werden

Standard Colours
- *black*

Material
- *Polyamide (PA)*

Order informations
- *Order-related production for individual article sizes! Please ask for minimum quantity.*
- *SO = special design; the collar of the stopper has a different height and a recess*
- ** = it cannot be insert lock nuts DIN 985*

Gruppe / Group: EBRUMH

Zusammengesetzte Expanderbuchsen mit Bund für Rundrohre mit einer Sechskantmutter (hinten)
Assembled expander plugs with collar for round tubes with one hexagon nut (rear)

EBRUMH

EBRUMH

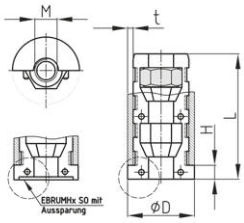

EBRUMH

Bestellnummer *Order Number*	D *D* mm	H *H* mm	L *L* mm	M *M*	t *t* mm	F max. *F max.* kg
EBRUMH 18x1,5 / M6	18	5	42	M6	1,5	150
EBRUMH 20x1 / M6	20	5	42	M6	1	150
EBRUMH 20x1 / M8	20	5	42	M8	1	300
EBRUMH 20x1,5 / M6	20	5	42	M6	1,5	150
EBRUMH 20x1,5 / M8	20	5	42	M8	1,5	300
EBRUMH 22x1,5 / M8	22	5	47	M8	1,5	300
EBRUMH 25x1 / M10	25	5	42	M10	1	300
EBRUMH 25x1,2 / M6	25	5	42	M6	1,2	150
EBRUMH 25x1,25 / M8	25	5	42	M8	1,25	300
EBRUMH 25x1,5 / M8	25	5	47	M8	1,5	300
EBRUMH 25x1,5 / M10	25	5	42	M10	1,5	300
EBRUMH 25x1,6 / M12	25	5	42	M12	1,6	300
EBRUMH 25x2 / M10	25	5	42	M10	2	300
EBRUMH 28x1,5 / M8	28	5	42	M8	1,5	300
EBRUMH 28x1,5 / M10	28	5	47	M10	1,5	300
EBRUMH 28x2 / M10	28	5	42	M10	2	300
EBRUMH 30x1,5 / M10	30	5	41,5	M10	1,5	300
EBRUMH 30x2 / M8	30	5	41	M8	2	300
EBRUMH 30x2 / M10	30	5	41	M10	2	300
EBRUMH 32x1,2 / M10	32	5	42	M10	1,2	300
EBRUMH 32x1,5 / M8	32	5	42	M8	1,5	300
EBRUMH 32x1,5 / M10	32	5	42	M10	1,5	300
EBRUMH 32x2 / M8	32	5	42	M8	2	300
EBRUMH 32x2 / M10	32	5	42	M10	2	300

Bestellnummer *Order Number*	D *D* mm	H *H* mm	L *L* mm	M *M*	t *t* mm	F max. *F max.* kg
EBRUMH 35x1,5 / M10	35	5	41	M10	1,5	300
EBRUMH 35x2 / M10	35	5	42	M10	2	300
EBRUMH 35x2,5 / M10	35	5	42	M10	2,5	300
EBRUMH 37,5x1,5 / M10	37,5	5	42	M10	1,5	300
EBRUMH 38x1,5 / M10	38	5	42	M10	1,5	300
EBRUMH 38x1,6 / M12	38	5	42	M12	1,6	300
EBRUMH 40x1,5 / M8 SO	40	3	40	M8	1,5	300
EBRUMH 40x1,5 / M10 SO	40	3	40	M10	1,5	300
EBRUMH 40x2 / M8	40	5	43	M8	2	300
EBRUMH 40x2 / M10	40	5	43	M10	2	300
EBRUMH 42x2 / M10	42	5	44	M10	2	300
EBRUMH 42x2 / M12	42	5	44	M12	2	300
EBRUMH 45x2 / M10	45	5	42	M10	2	300
EBRUMH 48,3x2,3-2,9 / M10	48,3	5	42	M10	2,3-2,9	300
EBRUMH 50x1,5 / M10	50	5	43,5	M10	1,5	300
EBRUMH 50x1,5 / M12	50	5	43,5	M12	1,5	300
EBRUMH 50x2 / M10	50	5	42	M10	2	300
EBRUMH 60x2 / M10 SO	60	3	34	M10	2	300
EBRUMH 60x2,3-2,9 / M10	60	5	42	M10	2,3-2,9	300
EBRUMH 60x2,5 / M10	60	5	35	M10	2,5	300
EBRUMH 76x1,5 / M10	76	5	34	M10	1,5	300
EBRUMH 80x1,5 / M10	80	5	34	M10	1,5	300
EBRUMH 80x2 / M10	80	5	38	M10	2	300

Standardfarben
- schwarz

Material
- Grundkörper: Polyamid (PA)
- Mutter: Stahl verzinkt

Bestellhinweise
- Auftragsbezogene Fertigung bei einzelnen Artikelgrößen! Mindestmenge bitte anfragen.
- SO = Sonderausführung; der Bund des Stopfens hat eine andere Höhe und eine Aussparung
- * = Es können keine Sicherungsmuttern DIN 985 eingelegt werden

Standard Colours
- *black*

Material
- *Base body: Polyamide (PA)*
- *Nut: zinc-plated steel*

Order informations
- *Order-related production for individual article sizes! Please ask for minimum quantity.*
- *SO = special design; the collar of the stopper has a different height and a recess*
- ** = it cannot be insert lock nuts DIN 985*

Gruppe / Group: EBRUMV

Zusammengesetzte Expanderbuchsen mit Bund für Rundrohre mit einer Sechskantmutter (vorne)
Assembled expander plugs with collar for round tubes with one hexagon nut (in the front)

EBRUMV

EBRUMV

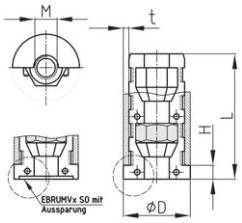

EBRUMV

Bestellnummer *Order Number*	D *D* mm	H *H* mm	L *L* mm	M *M*	t *t* mm	F max. *F max.* kg
EBRUMV 18x1,5 / M6	18	5	42	M6	1,5	150
EBRUMV 20x1 / M6	20	5	42	M6	1	150
EBRUMV 20x1 / M8	20	5	42	M8	1	300
EBRUMV 20x1,5 / M6	20	5	42	M6	1,5	150
EBRUMV 20x1,5 / M8	20	5	42	M8	1,5	300
EBRUMV 22x1,5 / M8	22	5	47	M8	1,5	300
EBRUMV 25x1 / M10	25	5	42	M10	1	300
EBRUMV 25x1,2 / M6	25	5	42	M6	1,2	150
EBRUMV 25x1,25 / M8	25	5	42	M8	1,25	300
EBRUMV 25x1,5 / M8	25	5	47	M8	1,5	300
EBRUMV 25x1,5 / M10	25	5	42	M10	1,5	300
EBRUMV 25x1,6 / M12	25	5	42	M12	1,6	300
EBRUMV 25x2 / M10	25	5	42	M10	2	300
EBRUMV 28x1,5 / M8	28	5	42	M8	1,5	300
EBRUMV 28x1,5 / M10	28	5	47	M10	1,5	300
EBRUMV 28x2 / M10	28	5	42	M10	2	300
EBRUMV 30x1,5 / M10	30	5	41,5	M10	1,5	300
EBRUMV 30x2 / M8	30	5	41	M8	2	300
EBRUMV 30x2 / M10	30	5	41	M10	2	300
EBRUMV 32x1,2 / M10	32	5	42	M10	1,2	300
EBRUMV 32x1,5 / M8	32	5	42	M8	1,5	300
EBRUMV 32x1,5 / M10	32	5	42	M10	1,5	300
EBRUMV 32x2 / M8	32	5	42	M8	2	300
EBRUMV 32x2 / M10	32	5	42	M10	2	300

Bestellnummer *Order Number*	D *D* mm	H *H* mm	L *L* mm	M *M*	t *t* mm	F max. *F max.* kg
EBRUMV 35x1,5 / M10	35	5	41	M10	1,5	300
EBRUMV 35x2 / M10	35	5	42	M10	2	300
EBRUMV 35x2,5 / M10	35	5	42	M10	2,5	300
EBRUMV 37,5x1,5 / M10	37,5	5	42	M10	1,5	300
EBRUMV 38x1,5 / M10	38	5	42	M10	1,5	300
EBRUMV 38x1,6 / M12	38	5	42	M12	1,6	300
EBRUMV 40x1,5 / M8 SO	40	3	40	M8	1,5	300
EBRUMV 40x1,5 / M10 SO *	40	3	40	M10	1,5	300
EBRUMV 40x2 / M8	40	5	43	M8	2	300
EBRUMV 40x2 / M10	40	5	43	M10	2	300
EBRUMV 42x2 / M10	42	5	44	M10	2	300
EBRUMV 42x2 / M12	42	5	44	M12	2	300
EBRUMV 45x2 / M10	45	5	42	M10	2	300
EBRUMV 48,3x2,3-2,,9 / M10	48,3	5	42	M10	2,3-2,9	300
EBRUMV 50x1,5 / M10	50	5	43,5	M10	1,5	300
EBRUMV 50x1,5 / M12	50	5	43,5	M12	1,5	300
EBRUMV 50x2 / M10	50	5	42	M10	2	300
EBRUMV 60x2 / M10 SO	60	3	40	M10	2	300
EBRUMV 60x2,3-2,9 / M10	60	5	42	M10	2,3-2,9	300
EBRUMV 60x2,5 / M10	60	5	39	M10	2,5	300
EBRUMV 76x1,5 / M10	76	5	34	M10	1,5	300
EBRUMV 80x1,5 / M10	80	5	33	M10	1,5	300
EBRUMV 80x2 / M10	80	5	38	M10	2	300

Standardfarben
- schwarz

Material
- Grundkörper: Polyamid (PA)
- Mutter: Stahl verzinkt

Bestellhinweise
- Auftragsbezogene Fertigung bei einzelnen Artikelgrößen! Mindestmenge bitte anfragen.
- SO = Sonderausführung; der Bund des Stopfens hat eine andere Höhe und eine Aussparung
- * = Es können keine Sicherungsmuttern DIN 985 eingelegt werden

Standard Colours
- *black*

Material
- *Base body: Polyamide (PA)*
- *Nut: zinc-plated steel*

Order informations
- *Order-related production for individual article sizes! Please ask for minimum quantity.*
- *SO = special design; the collar of the stopper has a different height and a recess*
- ** = it cannot be insert lock nuts DIN 985*

Gruppe / Group: EBRUM2

Zusammengesetzte Expanderbuchsen mit Bund für Rundrohre mit zwei Sechskantmuttern
Assembled expander plugs with collar for round tubes with two hexagon nuts

EBRUM2

EBRUM2

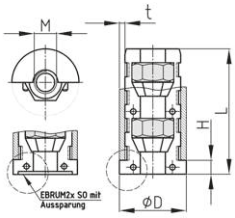

EBRUM2

Bestellnummer *Order Number*	D *D* mm	H *H* mm	L *L* mm	M *M*	t t mm	F max. *F max.* kg
EBRUM2 18x1,5 / M6	18	5	42	M6	1,5	150
EBRUM2 20x1 / M6	20	5	42	M6	1	150
EBRUM2 20x1 / M8	20	5	42	M8	1	300
EBRUM2 20x1,5 / M6	20	5	42	M6	1,5	150
EBRUM2 20x1,5 / M8	20	5	42	M8	1,5	300
EBRUM2 22x1,5 / M8	22	5	47	M8	1,5	300
EBRUM2 25x1 / M10	25	5	42	M10	1	300
EBRUM2 25x1,2 / M6	25	5	42	M6	1,2	150
EBRUM2 25x1,25 / M8	25	5	42	M8	1,25	300
EBRUM2 25x1,5 / M8	25	5	47	M8	1,5	300
EBRUM2 25x1,5 / M10	25	5	42	M10	1,5	300
EBRUM2 25x1,6 / M12	25	5	42	M12	1,6	300
EBRUM2 25x2 / M10	25	5	42	M10	2	300
EBRUM2 28x1,5 / M8	28	5	42	M8	1,5	300
EBRUM2 28x1,5 / M10	28	5	47	M10	1,5	300
EBRUM2 28x2 / M10	28	5	42	M10	2	300
EBRUM2 30x1,5 / M10	30	5	41,5	M10	1,5	300
EBRUM2 30x2 / M8	30	5	41	M8	2	300
EBRUM2 30x2 / M10	30	5	41	M10	2	300
EBRUM2 32x1,2 / M10	32	5	42	M10	1,2	300
EBRUM2 32x1,5 / M10	32	5	42	M10	1,5	300
EBRUM2 32x1,5 / M8	32	5	42	M8	1,5	300
EBRUM2 32x2 / M8	32	5	42	M8	2	300
EBRUM2 32x2 / M10	32	5	42	M10	2	300

Bestellnummer *Order Number*	D *D* mm	H *H* mm	L *L* mm	M *M*	t t mm	F max. *F max.* kg
EBRUM2 35x1,5 / M10	35	5	41	M10	1,5	300
EBRUM2 35x2 / M10	35	5	42	M10	2	300
EBRUM2 35x2,5 / M10	35	5	42	M10	2,5	300
EBRUM2 37,5x1,5 / M10	37,5	5	42	M10	1,5	300
EBRUM2 38x1,5 / M10	38	5	42	M10	1,5	300
EBRUM2 38x1,6 / M12	38	5	42	M12	1,6	300
EBRUM2 40x1,5 / M10 SO	40	3	40	M10	1,5	300
EBRUM2 40x1,5 / M8 SO	40	3	40	M8	1,5	300
EBRUM2 40x2 / M8	40	5	43	M8	2	300
EBRUM2 40x2 / M10	40	5	43	M10	2	300
EBRUM2 42x2 / M10	42	5	44	M10	2	300
EBRUM2 42x2 / M12	42	5	44	M12	2	300
EBRUM2 45x2 / M10	45	5	42	M10	2	300
EBRUM2 48,3x2,3-2,9 / M10	48,3	5	42	M10	2,3-2,9	300
EBRUM2 50x1,5 / M10	50	5	43,5	M10	1,5	300
EBRUM2 50x1,5 / M12	50	5	43,5	M12	1,5	300
EBRUM2 50x2 / M10	50	5	42	M10	2	300
EBRUM2 60x2 / M10 SO	60	3	40	M10	2	300
EBRUM2 60x2,3-2,9 / M10	60	5	42	M10	2,3-2,9	300
EBRUM2 60x2,5 / M10	60	5	34	M10	2,5	300
EBRUM2 76x1,5 / M10	76	5	34	M10	1,5	300
EBRUM2 80x1,5 / M10	80	5	33	M10	1,5	300
EBRUM2 80x2 / M10	80	5	38	M10	2	300

Standardfarben
- schwarz

Material
- Grundkörper: Polyamid (PA)
- Mutter: Stahl verzinkt

Bestellhinweise
- Auftragsbezogene Fertigung bei einzelnen Artikelgrößen! Mindestmenge bitte anfragen.
- SO = Sonderausführung; der Bund des Stopfens hat eine andere Höhe und eine Aussparung
- * = Es können keine Sicherungsmuttern DIN 985 eingelegt werden

Standard Colours
- *black*

Material
- *Base body: Polyamide (PA)*
- *Nut: zinc-plated steel*

Order informations
- *Order-related production for individual article sizes! Please ask for minimum quantity.*
- *SO = special design; the collar of the stopper has a different height and a recess*
- ** = it cannot be insert lock nuts DIN 985*

Gruppe / Group: EVQ

Zusammengesetzte Expanderverbinder ohne Bund für Quadratrohre, Sechskantmuttern oder -schrauben einlegbar
Assembled expander connectors without collar for square tubes, hexagon nuts or screws plugged

EVQ

EVQ

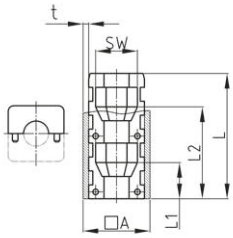

EVQ

Bestellnummer *Order Number*	A *A* mm	L *L* mm	L1 *L1* mm	L2 *L2* mm	SW *WAF* mm	t *t* mm
EVQ 15x15x1 / M6	15	24	21	32	10	1
EVQ 18x18x1,5 / M8	18	43	12	32	13	1,5
EVQ 20x20x1 / M8 kurz	20	30	12	0	13	1
EVQ 20x20x1 / M8	20	43	12	32	13	1
EVQ 20x20x1,5 / M6	20	42	12	32	10	1,5
EVQ 20x20x1,5 / M6 SO	20	42	12	32	10	1,5
EVQ 20x20x1,5 / M8	20	43	12	32	13	1,5
EVQ 20x20x2 / M8	20	43	12	32	13	2
EVQ 22x22x1,5 / M6	22	41	12	32	10	1,5
EVQ 22x22x1,5 / M8	22	42	12	32	13	1,5
EVQ 25x25x1,5 / M8	25	43	12	32	13	1,5
EVQ 25x25x1,5 / M10	25	42	10	30	17	1,5

Bestellnummer *Order Number*	A *A* mm	L *L* mm	L1 *L1* mm	L2 *L2* mm	SW *WAF* mm	t *t* mm
EVQ 25x25x2 / M8	25	43	12	32	13	2
EVQ 30x30x1,5 / M8	30	41	10	30	13	1,5
EVQ 30x30x1,5 / M10	30	42	10	30	17	1,5
EVQ 30x30x2 / M8	30	41	12	32	13	2
EVQ 30x30x2 / M10	30	43	10	30	17	2
EVQ 35x35x2 / M10	35	42	10	30	17	2
EVQ 40x40x1,2 / M10	40	40	10	30	17	1,2
EVQ 40x40x1,2 / M12	40	40	8	28	19	1,2
EVQ 40x40x2 / M10	40	42	10	30	17	2
EVQ 40x40x3 / M8	40	42	11	31	13	3
EVQ 40x40x3 / M10	40	41	10	30	17	3
EVQ 45x45x1,5 / M10	45	39	8	26	17	1,5

Standardfarben
- schwarz

Material
- Polyamid (PA)

Bestellhinweise
- Auftragsbezogene Fertigung bei einzelnen Artikelgrößen! Mindestmenge bitte anfragen.
- SO = diese Abmessung hat eine leichtere Passung als die Standardausführung und lässt sich bei Normwandstärke ohne Zuhilfenahme von Werkzeugen einpressen

Standard Colours
- *black*

Material
- *Polyamide (PA)*

Order informations
- *Order-related production for individual article sizes! Please ask for minimum quantity.*
- *SO = this dimension has an easier fit than standard and can be pressed in to standard wall thickness without the help of tools*

Gruppe / Group: EVQMH

Zusammengesetzte Expanderverbinder ohne Bund für Quadratrohre mit einer Sechskantmutter (hinten)
Assembled expander connectors without collar for square tubes with one hexagon nut (rear)

EVQMH

EVQMH

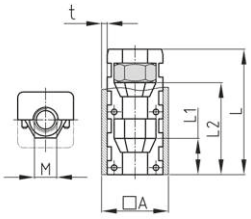

EVQMH

Bestellnummer *Order Number*	A *A* mm	L *L* mm	L1 *L1* mm	L2 *L2* mm	M *M*	t *t* mm
EVQMH 15x15x1 / M6	15	42	12	32	M6	1
EVQMH 18x18x1,5 / M8	18	43	12	32	M8	1,5
EVQMH 20x20x1 / M6	20	42	12	32	M6	1
EVQMH 20x20x1 / M8	20	43	12	32	M8	1
EVQMH 20x20x1,5 / M6	20	42	12	32	M6	1,5
EVQMH 20x20x1,5 / M6 SO	20	42	12	32	M6	1,5
EVQMH 20x20x1,5 / M8	20	43	12	32	M8	1,5
EVQMH 20x20x2 / M8	20	43	12	32	M8	2
EVQMH 22x22x1,5 / M6	22	41	12	32	M6	1,5
EVQMH 22x22x1,5 / M8	22	42	12	32	M8	1,5
EVQMH 25x25x1,5 / M8	25	43	12	32	M8	1,5
EVQMH 25x25x1,5 / M10	25	42	10	30	M10	1,5

Bestellnummer *Order Number*	A *A* mm	L *L* mm	L1 *L1* mm	L2 *L2* mm	M *M*	t *t* mm
EVQMH 25x25x2 / M8	25	43	12	32	M8	2
EVQMH 30x30x1,5 / M 8	30	41	12	30	M8	1,5
EVQMH 30x30x1,5 / M10	30	42	10	30	M10	1,5
EVQMH 30x30x2 / M8	30	41	12	32	M8	2
EVQMH 30x30x2 / M10	30	43	10	30	M10	2
EVQMH 35x35x2 / M10	35	42	10	30	M10	2
EVQMH 40x40x1,2 / M10	40	40	10	30	M10	1,2
EVQMH 40x40x1,2 / M12	40	40	8	28	M12	1,2
EVQMH 40x40x2 / M10	40	42	10	30	M10	2
EVQMH 40x40x3 / M8	40	42	11	31	M8	3
EVQMH 40x40x3 / M10	40	41	10	30	M10	3
EVQMH 45x45x1,5 / M10	45	39	6	26	M10	1,5

Standardfarben
- schwarz

Material
- Grundkörper: Polyamid (PA)
- Mutter: Stahl verzinkt

Bestellhinweise
- Auftragsbezogene Fertigung bei einzelnen Artikelgrößen! Mindestmenge bitte anfragen.
- SO = diese Abmessung hat eine leichtere Passung als die Standardausführung und lässt sich bei Normwandstärke ohne Zuhilfenahme von Werkzeugen einpressen

Standard Colours
- *black*

Material
- *Base body: Polyamide (PA)*
- *Nut: zinc-plated steel*

Order informations
- *Order-related production for individual article sizes! Please ask for minimum quantity.*
- *SO = this dimension has an easier fit than standard and can be pressed in to standard wall thickness without the help of tools*

Gruppe / Group: EVQMV

Zusammengesetzte Expanderverbinder ohne Bund für Quadratrohre mit einer Sechskantmutter (vorne)
Assembled expander connectors without collar for square tubes with one hexagon nut (in the front)

EVQMV

EVQMV

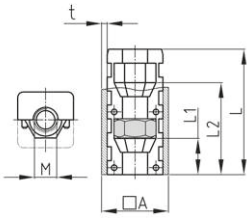

EVQMV

Bestellnummer *Order Number*	A *A* mm	L *L* mm	L1 *L1* mm	L2 *L2* mm	M *M*	t *t* mm
EVQMV 15x15x1 / M6	15	42	12	32	M6	1
EVQMV 18x18x1,5 / M8	18	43	12	32	M8	1,5
EVQMV 20x20x1 / M6	20	42	21	32	M6	1
EVQMV 20x20x1 / M8 kurz	20	30	12	0	M8	1
EVQMV 20x20x1 / M8	20	43	12	32	M8	1
EVQMV 20x20x1,5 / M6 SO	20	42	12	32	M6	1,5
EVQMV 20x20x1,5 / M6	20	42	12	32	M6	1,5
EVQMV 20x20x1,5 / M8	20	43	12	32	M8	1,5
EVQMV 20x20x2 / M8	20	43	12	32	M8	2
EVQMV 22x22x1,5 / M6	22	41	12	32	M6	1,5
EVQMV 22x22x1,5 / M8	22	42	12	32	M8	1,5
EVQMV 25x25x1,5 / M8	25	43	12	32	M8	1,5
EVQMV 25x25x1,5/M 8 DIN 985	25	42	10	30	M8	0,15

Bestellnummer *Order Number*	A *A* mm	L *L* mm	L1 *L1* mm	L2 *L2* mm	M *M*	t *t* mm
EVQMV 25x25x1,5 / M10	25	42	10	30	M10	1,5
EVQMV 25x25x2 / M8	25	43	12	32	M8	2
EVQMV 30x30x1,5 / M 8	30	41	10	30	M8	1,5
EVQMV 30x30x1,5 / M10	30	42	10	30	M10	1,5
EVQMV 30x30x2 / M8	30	41	12	32	M8	2
EVQMV 30x30x2 / M10	30	43	10	30	M10	2
EVQMV 35x35x2 / M10	35	42	10	30	M10	2
EVQMV 40x40x1,2 / M10	40	40	10	30	M10	1,2
EVQMV 40x40x1,2 / M12	40	40	8	28	M12	1,2
EVQMV 40x40x2 / M10	40	42	10	30	M10	2
EVQMV 40x40x3 / M8	40	42	11	31	M8	3
EVQMV 40x40x3 / M10	40	41	10	30	M10	3
EVQMV 45x45x1,5 / M10	45	39	6	26	M10	1,5

Standardfarben
- schwarz

Material
- Grundkörper: Polyamid (PA)
- Mutter: Stahl verzinkt

Bestellhinweise
- Auftragsbezogene Fertigung bei einzelnen Artikelgrößen! Mindestmenge bitte anfragen.
- SO = diese Abmessung hat eine leichtere Passung als die Standardausführung und lässt sich bei Normwandstärke ohne Zuhilfenahme von Werkzeugen einpressen

Standard Colours
- *black*

Material
- *Base body: Polyamide (PA)*
- *Nut: zinc-plated steel*

Order informations
- *Order-related production for individual article sizes! Please ask for minimum quantity.*
- *SO = this dimension has an easier fit than standard and can be pressed in to standard wall thickness without the help of tools*

Gruppe / Group: EVQM2

Zusammengesetzte Expanderverbinder ohne Bund für Quadratrohre mit zwei Sechskantmuttern
Assembled expander connectors without collar for square tubes with two hexagon nuts

EVQM2

EVQM2

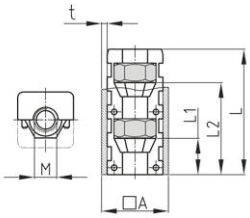

EVQM2

Bestellnummer *Order Number*	A *A* mm	L *L* mm	L1 *L1* mm	L2 *L2* mm	M *M*	t *t* mm
EVQM2 15x15x1 / M6	15	42	12	32	M6	1
EVQM2 18x18x1,5 / M8	18	43	12	32	M8	1,5
EVQM2 20x20x1 / M6	2	42	21	23	M6	1
EVQM2 20x20x1 / M8	20	43	12	32	M8	1
EVQM2 20x20x1,5 / M6	20	42	12	32	M6	1,5
EVQM2 20x20x1,5 / M6 SO	20	42	21	32	M6	1,5
EVQM2 20x20x1,5 / M8	20	43	12	32	M8	1,5
EVQM2 20x20x1,5/M8 DIN 985	20	42	21	23	M8	1,5
EVQM2 20x20x2 / M8	20	43	12	32	M8	2
EVQM2 22x22x1,5 / M6	22	41	12	32	M6	1,5
EVQM2 22x22x1,5 / M8	22	42	12	32	M8	1,5
EVQM2 25x25x1,5 / M8	25	43	12	32	M8	1,5
EVQM2 25x25x1,5 / M10	25	42	10	30	M10	1,5

Bestellnummer *Order Number*	A *A* mm	L *L* mm	L1 *L1* mm	L2 *L2* mm	M *M*	t *t* mm
EVQM2 25x25x2 / M8	25	43	12	32	M8	2
EVQM2 30x30x1,5 / M 8	30	41	10	30	M8	1,5
EVQM2 30x30x1,5 / M10	30	42	10	30	M10	1,5
EVQM2 30x30x2 / M8	30	41	12	32	M8	2
EVQM2 30x30x2 / M10	30	43	10	30	M10	2
EVQM2 35x35x2 / M10	35	42	10	30	M10	2
EVQM2 40x40x1,2 / M10	40	40	10	30	M10	1,2
EVQM2 40x40x1,2 / M12	40	40	8	28	M12	1,2
EVQM2 40x40x2 / M10	40	42	10	30	M10	2
EVQM2 40x40x3 / M8	40	42	11	31	M8	3
EVQM2 40x40x3 / M10	40	41	10	30	M10	3
EVQM2 45x45x1,5 / M10	45	39	6	29	M10	1,5

Standardfarben
- schwarz

Material
- Grundkörper: Polyamid (PA)
- Mutter: Stahl verzinkt

Bestellhinweise
- Auftragsbezogene Fertigung bei einzelnen Artikelgrößen! Mindestmenge bitte anfragen.
- SO = diese Abmessung hat eine leichtere Passung als die Standardausführung und lässt sich bei Normwandstärke ohne Zuhilfenahme von Werkzeugen einpressen

Standard Colours
- *black*

Material
- *Base body: Polyamide (PA)*
- *Nut: zinc-plated steel*

Order informations
- *Order-related production for individual article sizes! Please ask for minimum quantity.*
- *SO = this dimension has an easier fit than standard and can be pressed in to standard wall thickness without the help of tools*

Gruppe / Group: EVR

Zusammengesetzte Expanderverbinder ohne Bund für Rechteckrohre, Sechskantmuttern oder -schrauben einlegbar
Assembled expander connectors without collar for rectangular tubes, hexagon nuts or screws plugged

EVR

EVR

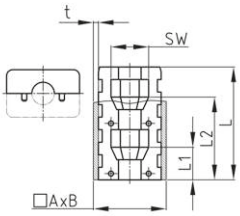

EVR

Bestellnummer *Order Number*	A *A* mm	B *B* mm	L *L* mm	L1 *L1* mm	L2 *L2* mm	SW *WAF* mm	t *t* mm
EVR 30x15x1,5 / M5	30	15	42	12	32	8	1,5
EVR 30x15x1,5 / M6	30	15	42	12	32	10	1,5
EVR 30x20x1,5 / M6	30	20	43	12	32	10	1,5
EVR 30x20x1,5 / M8	30	20	43	12	32	13	1,5
EVR 30x20x2 / M6	30	20	43	12	32	10	2
EVR 40x15x2 / M5	40	15	42	14	33	8	2
EVR 40x20x1,5 / M 8 Kurz	40	20	30	12	12	13	1,5

Bestellnummer *Order Number*	A *A* mm	B *B* mm	L *L* mm	L1 *L1* mm	L2 *L2* mm	SW *WAF* mm	t *t* mm
EVR 40x20x1,5 / M8	40	20	42	12	32	13	1,5
EVR 40x25x2 / M10	40	25	42	10	30	17	2
EVR 50x25x1,2-1,6 / M10	50	25	44	10	30	17	1,2-1,6
EVR 50x25x2 / M10	50	25	43	10	30	17	2
EVR 50x30x2 / M10	50	30	38	8	25	17	2
EVR 60x30x2 / M10	60	30	40	10	30	17	2
EVR 60x40x2 / M10	60	40	43	10	30	17	2

Standardfarben
- schwarz

Material
- Polyamid (PA)

Bestellhinweise
- Auftragsbezogene Fertigung bei einzelnen Artikelgrößen! Mindestmenge bitte anfragen.

Standard Colours
- *black*

Material
- *Polyamide (PA)*

Order informations
- *Order-related production for individual article sizes! Please ask for minimum quantity.*

Gruppe / Group: EVRMH

Zusammengesetzte Expanderverbinder ohne Bund für Rechteckrohre mit einer Sechskantmutter (hinten)
Assembled expander connectors without collar for rectangular tubes with one hexagon nut (rear)

EVRMH

EVRMH

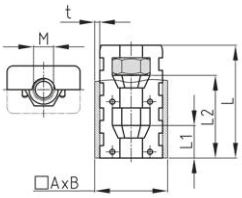

EVRMH

Bestellnummer *Order Number*	A *A* mm	B *B* mm	L *L* mm	L1 *L1* mm	L2 *L2* mm	M *M*	t *t* mm
EVRMH 30x15x1,5 / M5	30	15	42	12	32	M5	1,5
EVRMH 30x15x1,5 / M6	30	15	42	12	32	M6	1,5
EVRMH 30x20x1,5 / M6	30	20	43	12	32	M6	1,5
EVRMH 30x20x1,5 / M8	30	20	43	12	32	M8	1,5
EVRMH 30x20x2 / M6	30	20	43	12	32	M6	2
EVRMH 40x15x2 / M5	40	15	42	13	33	M5	2
EVRMH 40x20x1,5 / M8	40	20	42	12	32	M8	1,5

Bestellnummer *Order Number*	A *A* mm	B *B* mm	L *L* mm	L1 *L1* mm	L2 *L2* mm	M *M*	t *t* mm
EVRMH 40x25x2 / M10	40	25	42	10	30	M8	2
EVRMH 50x25x1,2-1,6 /M10	50	25	44	10	30	M10	1,2-1,6
EVRMH 50x25x2 / M10	50	25	43	10	30	M10	2
EVRMH 50x30x2 / M10	50	30	38	8	25	M10	2
EVRMH 60x30x2 / M10	60	30	40	10	30	M10	2
EVRMH 60x40x2 / M10	60	40	43	10	30	M10	2

Standardfarben
- schwarz

Material
- Grundkörper: Polyamid (PA)
- Mutter: Stahl verzinkt

Bestellhinweise
- Auftragsbezogene Fertigung bei einzelnen Artikelgrößen! Mindestmenge bitte anfragen.

Standard Colours
- *black*

Material
- *Base body: Polyamide (PA)*
- *Nut: zinc-plated steel*

Order informations
- *Order-related production for individual article sizes! Please ask for minimum quantity.*

Gruppe / Group: EVRMV

Zusammengesetzte Expanderverbinder ohne Bund für Rechteckrohre mit einer Sechskantmutter (vorne)
Assembled expander connectors without collar for rectangular tubes with one hexagon nut (in the front)

EVRMV

EVRMV

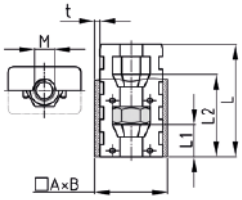

EVRMV

Bestellnummer *Order Number*	A *A* mm	B *B* mm	L *L* mm	L1 *L1* mm	L2 *L2* mm	M *M*	t t mm
EVRMV 30x15x1,5/M5	30	15	42	12	32	M5	1,5
EVRMV 30x15x1,5/M6	30	15	42	12	32	M6	1,5
EVRMV 30x20x1,5/M6	30	20	43	12	32	M6	1,5
EVRMV 30x20x1,5/M8	30	20	43	12	32	M8	1,5
EVRMV 30x20x2/M6	30	20	43	12	32	M6	2
EVRMV 40x15x2/M5	40	15	42	14	33	M5	2
EVRMV 40x20x1,5/M8	40	20	42	12	32	M8	1,5

Bestellnummer *Order Number*	A *A* mm	B *B* mm	L *L* mm	L1 *L1* mm	L2 *L2* mm	M *M*	t t mm
EVRMV 40x20x1,5/M 8 KURZ	40	20	30	12	–	M8	1,5
EVRMV 40x25x2/M10	40	25	42	10	30	M10	2
EVRMV 50x25x1,2-1,6/M10	50	25	44	10	30	M10	1,2-1,6
EVRMV 50x25x2/M10	50	25	43	10	30	M10	2
EVRMV 50x30x2/M10	50	30	38	8	25	M10	2
EVRMV 60x30x2/M10	60	30	40	10	30	M10	2
EVRMV 60x40x2/M10	60	40	43	10	30	M10	2

Standardfarben
- schwarz

Material
- Grundkörper: Polyamid (PA)
- Mutter: Stahl verzinkt

Bestellhinweise
- Auftragsbezogene Fertigung bei einzelnen Artikelgrößen! Mindestmenge bitte anfragen.

Standard Colours
- *black*

Material
- *Base body: Polyamide (PA)*
- *Nut: zinc-plated steel*

Order informations
- *Order-related production for individual article sizes! Please ask for minimum quantity.*

Gruppe / Group: EVRM2

Zusammengesetzte Expanderverbinder ohne Bund für Rechteckrohre mit zwei Sechskantmuttern
Assembled expander connectors without collar for rectangular tubes with two hexagon nuts

EVRM2

EVRM2

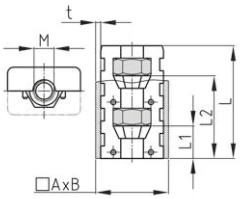

EVRM2

Bestellnummer *Order Number*	A *A* mm	B *B* mm	L *L* mm	L1 *L1* mm	L2 *L2* mm	M *M*	t *t* mm
EVRM2 30x15x1,5 / M5	30	15	42	12	32	M5	1,5
EVRM2 30x15x1,5 / M6	30	15	42	12	32	M6	1,5
EVRM2 30x20x1,5 / M6	30	20	43	12	32	M6	1,5
EVRM2 30x20x1,5 / M8	30	20	43	12	32	M8	1,5
EVRM2 30x20x2 / M6	30	20	43	12	32	M6	2
EVRM2 40x15x2 / M5	40	15	42	14	33	M5	2
EVRM2 40x20x1,5 / M8	40	20	42	12	32	M8	1,5

Bestellnummer *Order Number*	A *A* mm	B *B* mm	L *L* mm	L1 *L1* mm	L2 *L2* mm	M *M*	t *t* mm
EVRM2 40x25x2 / M10	40	25	42	10	30	M10	2
EVRM2 50x25x1,2-1,6 / M10	50	25	44	10	30	M10	1,2-1,6
EVRM2 50x25x2 / M10	50	25	43	10	30	M10	2
EVRM2 50x30x2 / M10	50	30	38	8	25	M10	2
EVRM2 60x30x2 / M10	60	30	40	10	30	M10	2
EVRM2 60x40x2 / M10	60	40	43	10	30	M10	2

Standardfarben
- schwarz

Material
- Grundkörper: Polyamid (PA)
- Mutter: Stahl verzinkt

Bestellhinweise
- Auftragsbezogene Fertigung bei einzelnen Artikelgrößen! Mindestmenge bitte anfragen.

Standard Colours
- *black*

Material
- *Base body: Polyamide (PA)*
- *Nut: zinc-plated steel*

Order informations
- *Order-related production for individual article sizes! Please ask for minimum quantity.*

Gruppe / Group: EVRU

Zusammengesetzte Expanderverbinder ohne Bund für Rundrohre, Sechskantmuttern oder -schrauben einlegbar
Assembled expander connectors without collar for round tubes, hexagon nuts or screws plugged

EVRU

EVRU

EVRU M 8 + EVDRAD

EVDRAD

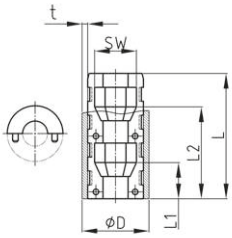

EVRU

Bestellnummer *Order Number*	D *D* mm	L *L* mm	L1 *L1* mm	L2 *L2* mm	SW *WAF* mm	t *t* mm
EVRU 16x0,75 / M6	16	43	12	32	10	0,75
EVRU 16x1 / M6	16	42	12	32	10	1
EVRU 19x1,5 / M6	19	39	12	32	10	1,5
EVRU 20x1 / M6	20	42	12	32	10	1
EVRU 20x1 / M 8 SO*	20	42	10	30	13	1
EVRU 20x1 / M8	20	42	12	32	13	1
EVRU 20x1,5 / M6	20	42	12	32	10	1,5
EVRU 20x1,5 / M8	20	42	12	32	13	1,5
EVRU 20x1,5 / M 8 SO*	20	42	10	30	13	1,5
EVRU 20x2 / M 8 SO*	20	42	10	30	13	2
EVRU 20x2 / M8	20	42	12	32	13	2
EVRU 22x1 / M5	22	42	14	33	8	1
EVRU 22x1 / M6	22	38	12	32	10	1
EVRU 22x1 / M8	22	42	12	32	13	1
EVRU 22x1,2 / M 8	22	42	10	30	13	1,2
EVRU 22x1,5 / M6	22	42	12	32	10	1,5
EVRU 22x1,5 / M8 kurz	22	30	12	–	13	1,5
EVRU 22x1,5 / M 8 SO*	22	42	10	30	13	1,5
EVRU 22x1,5 / M8	22	42	12	32	13	1,5
EVRU 25x1 / M 6	25	42	12	32	10	1
EVRU 25x1,5 / M6	25	42	12	32	10	1,5
EVRU 25x1,5 / M8	25	42	11	31	13	1,5
EVRU 25x1,5 / M8 OL	25	43	12	32	13	1,5
EVRU 25x1,8 / M8 OL	25	43	10	30	13	1,8
EVRU 25x2 / M8 OL	25	43	10	30	13	2
EVRU 28x1,5 / M6	28	41	12	32	10	1,5
EVRU 28x1,5 / M8	28	42	12	32	13	1,5
EVRU 28x2 / M8	28	42	12	32	13	2
EVRU 30x1 / M 6 SO kurz	30	25	12	—	10	1
EVRU 30x1 / M6 SO	30	43	12	32	10	1
EVRU 30x1 / M8	30	42	12	32	13	1,5
EVRU 30x1,5 / M8	30	42	12	32	13	1,5

Bestellnummer *Order Number*	D *D* mm	L *L* mm	L1 *L1* mm	L2 *L2* mm	SW *WAF* mm	t *t* mm
EVRU 30x1,5 / M10	30	42	10	30	17	1,5
EVRU 30x2 / M6 SO	30	35	8	23	10	2
EVRU 30x2 / M8	30	42	12	32	13	2
EVRU 30x2 / M10	30	42	10	30	17	2
EVRU 32x1,2 / M 6 kurz	32	42	12	32	10	1,2
EVRU 32x1,2 / M6	32	42	12	32	10	1,2
EVRU 32x1,5 / M10	32	42	10	30	17	1,5
EVRU 32x2 / M6	32	43	12	32	10	2
EVRU 32x2 / M10	32	42	10	30	17	2
EVRU 32x2,5 / M10	32	42	10	30	17	2,5
EVRU 33,5x2 / M8	33,5	42	10	30	13	2
EVRU 34x2 / M10	34	43	10	30	17	2
EVRU 35x1,5 / M6	35	40	12	32	10	1,5
EVRU 35x1,5 / M10	35	39	10	29	17	1,5
EVRU 35x2 / M10	35	43	10	30	17	2
EVRU 35x2,5 / M6	35	42	12	32	10	2,5
EVRU 37,5x1,5 / M8	37	43	10	30	13	1,5
EVRU 37,5x1,5 / M10	37	42	10	30	17	1,5
EVRU 38x1,2 / M10	38	42	10	30	17	1,2
EVRU 40x1,5 / M8	40	42	12	32	13	1,5
EVRU 40x1,5 / M10	40	44	10	30	17	1,5
EVRU 40x2 / M10	40	42	10	30	17	2
EVRU 40x2,5 / M6	40	43	12	32	10	2,5
EVRU 42x1,5 / M10	42	41	10	30	17	1,5
EVRU 42x2 / M10	42	43	10	30	17	2
EVRU 45x2 / M10	45	42	10	30	17	2
EVRU 48x4 / M8	48	42	10	30	13	4
EVRU 50x1,5 / M10	50	42	10	30	17	1,5
EVRU 60x1,6 / M10	60	40	10	30	17	1,6
EVRU 60x2 / M8	60	41	12	32	13	2
EVRU 60,3x1,5 / M10	60,3	43,5	10	30	17	1,5
EVRU 80x2 / M10	80	37	10	28	17	2

Standardfarben
- schwarz

Material
- Polyamid (PA)

Bestellhinweise
- Auftragsbezogene Fertigung bei einzelnen Artikelgrößen! Mindestmenge bitte anfragen.
- OL = ohne Lamellen
- SO = Sonderausführung; Abmessungen abweichend vom Serienstandard
- SO* = Sonderausführung ohne Aufnahme für Satteldistanzstück EVDRAD

Standard Colours
- *black*

Material
- *Polyamide (PA)*

Order informations
- *Order-related production for individual article sizes! Please ask for minimum quantity.*
- *OL = without ribs*
- *SO = Special version; dimensions deviate from series standard*
- *SO* = special version without mounting for saddle spacer EVDRAD*

Gruppe / Group: EVRUMH

Zusammengesetzte Expanderverbinder ohne Bund für Rundrohre mit einer Sechskantmutter (hinten)
Assembled expander connectors without collar for round tubes with one hexagon nut (rear)

EVRUMH

EVRUMH

EVRUMH M 8 + EVDRAD

EVDRAD

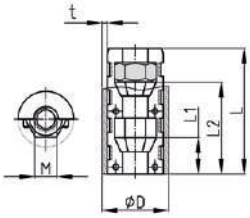

EVRUMH

Bestellnummer *Order Number*	D *D* mm	L *L* mm	L1 *L1* mm	L2 *L2* mm	M *M*	t *t* mm
EVRUMH 16x0,75 / M6	16	43	12	32	M6	0,75
EVRUMH 16x1 / M6	16	42	12	32	M6	1
EVRUMH 19x1,5 / M6	19	39	12	32	M6	1,5
EVRUMH 20x1 / M6	20	42	12	32	M6	1
EVRUMH 20x1 / M8	20	42	12	32	M8	1
EVRUMH 20x1 / M8 SO*	20	42	10	30	M8	1
EVRUMH 20x1,5 / M6	20	42	12	32	M6	1,5
EVRUMH 20x1,5 / M8	20	42	12	32	M8	1,5
EVRUMH 20x1,5 / M8 SO*	20	42	10	30	M8	1,5
EVRUMH 20x2 / M8 SO*	20	42	10	30	M8	2
EVRUMH 22x1 / M5	22	42	14	33	M5	1
EVRUMH 22x1 / M6	22	38	12	32	M6	1
EVRUMH 22x1 / M8	22	42	12	32	M8	1
EVRUMH 22x1,2 / M8	22	42	10	30	M8	1,2
EVRUMH 22x1,2 / M8 DIN 985	22	42	10	30	M8	1,2
EVRUMH 22x1,5 / M6	22	42	12	32	M6	1,5
EVRUMH 22x1,5 / M8	22	30	11	32	M8	1,5
EVRUMH 22x1,5 / M8 DIN 985	22	42	12	32	M8	1,5
EVRUMH 22x1,5 / M8 SO*	22	42	10	30	M8	1,5
EVRUMH 22x1,5/M8 SO* DIN 985	22	42	10	30	M8	1,5
EVRUMH 25x1 / M6	25	42	12	32	M6	1
EVRUMH 25x1,5 / M6	25	42	12	32	M6	1,5
EVRUMH 25x1,5 / M8	25	42	11	31	M8	1,5
EVRUMH 25x1,5 / M8 OL	25	43	12	32	M8	1,5
EVRUMH 25x1,8 / M8 OL	25	43	10	30	M8	1,8
EVRUMH 25x2 / M8 OL	25	43	10	30	M8	2
EVRUMH 28x1,5 / M6	28	41	12	32	M6	1,5
EVRUMH 28x1,5 / M8	28	42	12	32	M8	1,5
EVRUMH 28x2 / M8	28	42	12	32	M8	1,5
EVRUMH 30x1 / M6 SO	30	43	12	32	M6	2
EVRUMH 30x1 / M8	30	42	12	32	M8	1
EVRUMH 30x1,5 / M8	30	42	12	32	M8	1,5

Bestellnummer *Order Number*	D *D* mm	L *L* mm	L1 *L1* mm	L2 *L2* mm	M *M*	t *t* mm
EVRUMH 30x1,5 / M10	30	42	10	30	M10	1,5
EVRUMH 30x2 / M6 SO	30	35	8	23	M6	2
EVRUMH 30x2 / M8	30	42	12	32	M8	2
EVRUMH 30x2 / M10	30	42	10	30	M10	2
EVRUMH 32x1,2 / M6	32	42	12	32	M6	1,2
EVRUMH 32x1,5 / M10	32	42	10	30	M10	1,5
EVRUMH 32x2 / M6	32	43	12	32	M6	2
EVRUMH 32x2 / M10	32	42	10	30	M10	2
EVRUMH 32x2,5 / M10	32	42	10	30	M10	2,5
EVRUMH 33,5x2 / M8	33,5	42	10	30	M8	2
EVRUMH 34x2 / M10	34	43	10	30	M10	2
EVRUMH 35x1,5 / M6	35	40	12	32	M6	1,5
EVRUMH 35x1,5 / M10	35	39	10	29	M10	1,5
EVRUMH 35x2 / M10	35	43	10	30	M10	2
EVRUMH 35x2,5 / M6	35	42	12	32	M6	2,5
EVRUMH 37,5x1,5 / M8	37,5	43	10	30	M8	1,5
EVRUMH 37,5x1,5 / M10	37,5	42	10	30	M10	1,5
EVRUMH 38x1,2 / M10	38	42	10	30	M10	1,2
EVRUMH 40x1,5 / M8	40	42	12	32	M8	1,5
EVRUMH 40x1,5 / M10	40	44	10	30	M10	1,5
EVRUMH 40x2 / M10	40	42	10	30	M10	2
EVRUMH 40x2,5 / M6	40	43	12	32	M6	2,5
EVRUMH 42x1,5 / M10	42	41	10	30	M10	1,5
EVRUMH 42x2 / M10	42	43	10	30	M10	2
EVRUMH 45x2 / M10	45	42	10	30	M10	2
EVRUMH 48x4 / M8	48	42	10	30	M8	4
EVRUMH 50x1,5 / M10	50	42	10	30	M10	1,5
EVRUMH 60x1,6 / M10	60	40	10	30	M10	1,6
EVRUMH 60x2 / M8	60	41	12	32	M8	2
EVRUMH 60,3x1,5 / M10	60,3	43,5	10	30	M10	1,5
EVRUMH 80x2 / M10	80	37	10	28	M10	2

Standardfarben
- schwarz

Material
- Grundkörper: Polyamid (PA)
- Mutter: Stahl verzinkt

Bestellhinweise
- Auftragsbezogene Fertigung bei einzelnen Artikelgrößen! Mindestmenge bitte anfragen.
- OL = ohne Lamellen
- SO = Sonderausführung; Abmessungen abweichend vom Serienstandard
- SO* = Sonderausführung ohne Aufnahme für Satteldistanzstück EVDRAD

Standard Colours
- *black*

Material
- *Base body: Polyamide (PA)*
- *Nut: zinc-plated steel*

Order informations
- *Order-related production for individual article sizes! Please ask for minimum quantity.*
- *OL = without ribs*
- *SO = Special version; dimensions deviate from series standard*
- *SO* = special version without mounting for saddle spacer EVDRAD*

Gruppe / Group: EVRUMV

Zusammengesetzte Expanderverbinder ohne Bund für Rundrohre mit einer Sechskantmutter (vorne)
Assembled expander connectors without collar for round tubes with one hexagon nut (in the front)

EVRUMV



EVRUMV

EVRUMV M 8 + EVDRAD

EVDRAD

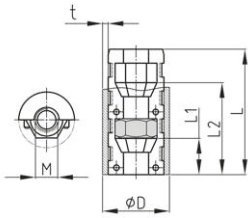

EVRUMV

Bestellnummer *Order Number*	D *D* mm	L *L* mm	L1 *L1* mm	L2 *L2* mm	M *M*	t t mm
EVRUMV 16x0,75 / M6	16	43	12	32	M6	0,75
EVRUMV 16x1 / M6	16	42	12	32	M6	1
EVRUMV 19x1,5 / M6	19	39	12	32	M6	1,5
EVRUMV 20x1 / M 6	20	42	12	32	M6	1
EVRUMV 20x1 / M8	20	42	12	32	M8	1
EVRUMV 20x1 / M 8 SO*	20	42	10	30	M8	1
EVRUMV 20x1,5 / M6	20	42	12	32	M6	1,5
EVRUMV 20x1,5 / M8	20	42	12	32	M8	1,5
EVRUMV 20x1,5 / M 8 SO*	20	42	10	30	M8	1,5
EVRUMV 20x1,5 / M 8 DIN 985	20	42	10	30	M8	1,5
EVRUMV 20x1,5/M 8 SO* DIN 985	20	42	10	30	M8	1,5
EVRUMV 20x2 / M 8 SO*	20	42	10	30	M8	2
EVRUMV 20x2/M 8 SO* DIN 985	20	42	10	30	M8	2
EVRUMV 22x1 / M5	22	42	14	33	M5	1
EVRUMV 22x1 / M6	22	38	12	32	M6	1
EVRUMV 22x1 / M8	22	42	12	32	M8	1
EVRUMV 22x1,2 / M 8	22	42	10	30	M8	1,2
EVRUMV 22x1,2 / M 8 DIN 985	22	42	10	30	M8	1,2
EVRUMV 22x1,5 / M6	22	42	12	32	M6	1,5
EVRUMV 22x1,5 / M8 kurz	22	30	11	–	M8	1,5
EVRUMV 22x1,5 / M8	22	42	12	32	M8	1,5
EVRUMV 22x1,5 / M8 DIN 985	22	42	12	32	M8	1,5
EVRUMV 22x1,5 / M 8 SO*	22	42	10	30	M8	1,5
EVRUMV 22x1,5/M 8 SO* DIN 985	22	42	10	30	M8	1,5
EVRUMV 25x1 / M 6	25	42	12	32	M6	1
EVRUMV 25x1,5 / M6	25	42	12	32	M6	1,5
EVRUMV 25x1,5 / M8	25	42	11	31	M8	1,5
EVRUMV 25x1,5 / M 8 DIN 985	25	42	10	30	M8	1,5
EVRUMV 25x1,5 / M8 OL	25	43	12	32	M8	1,5
EVRUMV 25x1,8 / M8 OL	25	42	10	30	M8	1,8
EVRUMV 25x2 / M8 OL	25	42	10	30	M8	2
EVRUMV 28x1,5 / M6	28	41	12	32	M6	1,5
EVRUMV 28x1,5 / M8	28	42	12	32	M8	1,5
EVRUMV 28x2 / M8	28	42	12	32	M8	2
EVRUMV 30x1 / M6 SO	30	43	12	32	M6	1

Bestellnummer *Order Number*	D *D* mm	L *L* mm	L1 *L1* mm	L2 *L2* mm	M *M*	t t mm
EVRUMV 30x1 / M 6 SO kurz	30	25	12	—	M6	1
EVRUMV 30x1 / M8	30	42	12	30	M8	1
EVRUMV 30x1,5 / M8	30	42	12	23	M8	1,5
EVRUMV 30x1,5 / M10	30	42	10	30	M10	1,5
EVRUMV 30x2 / M6 SO	30	35	8	23	M6	2
EVRUMV 30x2 / M8	30	42	12	32	M8	2
EVRUMV 30x2 / M10	30	42	10	30	M10	2
EVRUMV 32x1,2 / M6	32	42	12	32	M6	1,2
EVRUMV 32x1,2 / M 6 kurz	32	25	12	—	M6	1,2
EVRUMV 32x1,5 / M10	32	42	10	30	M10	1,5
EVRUMV 32x2 / M6	32	43	12	32	M6	2
EVRUMV 32x2 / M10	32	42	10	30	M10	2
EVRUMV 32x2,5 / M10	32	42	10	30	M10	2,5
EVRUMV 33,5x2 / M8	33,5	42	10	30	M8	2
EVRUMV 34x2 / M10	34	43	10	30	M10	2
EVRUMV 35x1,5 / M6	35	40	12	32	M6	1,5
EVRUMV 35x1,5 / M10	35	39	10	29	M10	1,5
EVRUMV 35x2 / M10	35	43	10	30	M10	2
EVRUMV 35x2,5 / M6	35	42	12	32	M6	2,5
EVRUMV 37,5x1,5 / M8	37	42	10	30	M8	1,5
EVRUMV 37,5x1,5 / M10	37	42	10	30	M10	1,5
EVRUMV 38x1,2 / M10	38	42	10	30	M10	1,2
EVRUMV 40x1,5 / M8	40	42	12	32	M8	1,5
EVRUMV 40x1,5 / M 10	40	44	10	30	M10	1,5
EVRUMV 40x2 / M10	40	42	10	30	M10	2
EVRUMV 40x2,5 / M6	40	43	12	32	M6	2,5
EVRUMV 42x1,5 / M10	42	41	10	30	M10	1,5
EVRUMV 42x2 / M10	42	43	10	30	M10	2
EVRUMV 45x2 / M10	45	42	10	30	M10	2
EVRUMV 48x4 / M8	48	42	10	30	M8	4
EVRUMV 50x1,5 / M10	50	42	10	30	M10	1,5
EVRUMV 60x1,6 / M10	60	40	10	30	M10	1,6
EVRUMV 60x2 / M8	60	41	12	32	M8	2
EVRUMV 60,3x1,5 / M10	60,3	43,5	10	30	M10	1,5
EVRUMV 80x2 / M10	80	37	10	28	M10	2

Standardfarben
- schwarz

Material
- Grundkörper: Polyamid (PA)
- Mutter: Stahl verzinkt

Bestellhinweise
- Auftragsbezogene Fertigung bei einzelnen Artikelgrößen! Mindestmenge bitte anfragen.
- OL = ohne Lamellen
- SO = Sonderausführung; Abmessungen abweichend vom Serienstandard
- SO* = Sonderausführung ohne Aufnahme für Satteldistanzstück EVDRAD

Standard Colours
- *black*

Material
- *Base body: Polyamide (PA)*
- *Nut: zinc-plated steel*

Order informations
- *Order-related production for individual article sizes! Please ask for minimum quantity.*
- *OL = without ribs*
- *SO = Special version; dimensions deviate from series standard*
- *SO* = special version without mounting for saddle spacer EVDRAD*

Gruppe / Group: EVRUM2

Zusammengesetzte Expanderverbinder ohne Bund für Rundrohre mit zwei Sechskantmuttern
Assembled expander connectors without collar for round tubes with two hexagon nuts

EVRUM2

EVRUM2

EVRUM2 M 8 + EVDRAD

EVDRAD

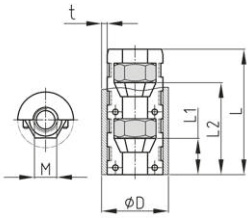

EVRUM2

Bestellnummer *Order Number*	D *D* mm	L *L* mm	L1 *L1* mm	L2 *L2* mm	M *M*	t *t* mm
EVRUM2 16x0,75 / M6	16	43	12	32	M6	0,75
EVRUM2 16x1 / M6	16	42	12	32	M6	1
EVRUM2 19x1,5 / M6	19	39	12	32	M6	1,5
EVRUM2 20x1 / M 6	20	42	12	32	M6	1
EVRUM2 20x1 / M8	20	42	12	32	M8	1
EVRUM2 20x1 / M 8 SO*	20	42	10	30	M8	1
EVRUM2 20x1,5 / M6	20	42	12	32	M6	1,5
EVRUM2 20x1,5 / M8	20	42	12	32	M8	1,5
EVRUM2 20x1,5 / M 8 SO*	20	42	10	30	M8	1,5
EVRUM2 20x2 / M 8 SO*	20	42	10	30	M8	2
EVRUM2 20x2/M 8 SO* DIN 985	20	42	10	30	M8	2
EVRUM2 22x1 / M5	22	42	14	33	M5	1
EVRUM2 22x1 / M6	22	38	12	32	M6	1
EVRUM2 22x1 / M8	22	42	12	32	M8	1
EVRUM2 22x1,2 / M8	22	42	10	30	M8	1,2
EVRUM2 22x1,5 / M6	22	42	12	32	M6	1,5
EVRUM2 22x1,5 / M8	22	42	12	32	M8	1,5
EVRUM2 22x1,5 / M 8 DIN 985	22	42	10	30	M8	1,5
EVRUM2 22x1,5 / M 8 SO*	22	42	10	30	M8	1,5
EVRUM2 22x1,5/M 8 SO* DIN 985	22	42	10	30	M8	1,5
EVRUM2 25x1 / M 6	25	42	12	32	M6	1
EVRUM2 25x1,5 / M6	25	42	12	32	M6	1,5
EVRUM2 25x1,5 / M8	25	42	11	31	M8	1,5
EVRUM2 25x1,5 / M 8 DIN 985	25	42	10	30	M8	1,5
EVRUM2 25x1,5 / M8 OL	25	43	12	32	M8	1,5
EVRUM2 25x1,8 / M8 OL	25	42	10	30	M8	1,8
EVRUM2 25x2 / M8 OL	25	42	10	30	M8	2
EVRUM2 28x1,5 / M6	28	41	12	32	M6	1,5
EVRUM2 28x1,5 / M8	28	42	12	32	M8	1,5
EVRUM2 28x2 / M8	28	42	12	32	M8	2
EVRUM2 28x2 / M 8 DIN 985	28	42	10	30	M8	2
EVRUM2 30x1 / M6 SO	30	43	12	32	M6	1
EVRUM2 30x1 / M8	30	42	12	32	M8	1

Bestellnummer *Order Number*	D *D* mm	L *L* mm	L1 *L1* mm	L2 *L2* mm	M *M*	t *t* mm
EVRUM2 30x1,5 / M8	30	42	12	32	M8	1,5
EVRUM2 30x1,5 / M10	30	42	10	30	M10	1,5
EVRUM2 30x2 / M6 SO	30	35	8	23	M6	2
EVRUM2 30x2 / M8	30	42	12	32	M8	2
EVRUM2 30x2 / M10	30	42	10	30	M10	2
EVRUM2 32x1,2 / M6	32	42	12	32	M6	1,2
EVRUM2 32x1,5 / M10	32	42	10	30	M10	1,5
EVRUM2 32x2 / M6	32	43	12	32	M6	2
EVRUM2 32x2 / M10	32	42	10	30	M10	2
EVRUM2 32x2,5 / M10	32	42	10	30	M10	2,5
EVRUM2 33,5x2 / M8	33,5	42	10	30	M8	2
EVRUM2 33,5x2 / M8 DIN 985	33,5	42	10	30	M8	2
EVRUM2 34x2 / M10	34	43	10	30	M10	1,5
EVRUM2 35x1,5 / M6	35	40	12	32	M6	1,5
EVRUM2 35x1,5 / M10	35	39	10	29	M10	1,5
EVRUM2 35x2 / M10	35	43	10	30	M10	2
EVRUM2 35x2,5 / M6	35	42	12	32	M6	2,5
EVRUM2 37,5x1,5 / M8	37,5	42	10	30	M8	1,5
EVRUM2 37,5x1,5 / M10	37,5	42	10	30	M10	1,5
EVRUM2 38x1,2 / M10	38	42	10	30	M10	1,2
EVRUM2 40x1,5 / M8	40	42	12	32	M8	1,5
EVRUM2 40x1,5 / M 10	40	44	10	30	M10	1,5
EVRUM2 40x2 / M10	40	42	10	30	M10	2
EVRUM2 40x2,5 / M6	40	43	12	32	M6	2,5
EVRUM2 42x1,5 / M10	42	41	10	30	M10	1,5
EVRUM2 42x2 / M10	42	43	10	30	M10	2
EVRUM2 45x2 / M10	45	42	10	30	M10	2
EVRUM2 48x4 / M8	48	42	10	30	M8	4
EVRUM2 50x1,5 / M10	50	42	10	30	M10	1,5
EVRUM2 60x1,6 / M10	60	40	10	30	M10	1,6
EVRUM2 60x2 / M8	60	41	12	32	M8	2
EVRUM2 60,3x1,5 / M10	60,3	43,5	10	30	M10	1,5
EVRUM2 80x2 / M10	80	37	10	28	M10	2

Standardfarben
- schwarz

Material
- Grundkörper: Polyamid (PA)
- Mutter: Stahl verzinkt

Bestellhinweise
- Auftragsbezogene Fertigung bei einzelnen Artikelgrößen! Mindestmenge bitte anfragen.
- OL = ohne Lamellen
- SO = Sonderausführung; Abmessungen abweichend vom Serienstandard
- SO* = Sonderausführung ohne Aufnahme für Satteldistanzstück EVDRAD

Standard Colours
- *black*

Material
- *Base body: Polyamide (PA)*
- *Nut: zinc-plated steel*

Order informations
- *Order-related production for individual article sizes! Please ask for minimum quantity.*
- *OL = without ribs*
- *SO = Special version; dimensions deviate from series standard*
- *SO* = special version without mounting for saddle spacer EVDRAD*

Gruppe / Group: EVDRAD

Satteldistanzhülse mit Radius und Befestigungsring zur Verwendung mit Serie EVRUx
Saddle distance sleeve with radius and fixing ring for use with series EVRUx

EVDRAD

EVDRAD

EVDRAD mit EVRU

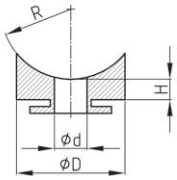

EVDRAD

Bestellnummer ***Order Number***	**D** ***D*** **mm**	**d** ***d*** **mm**	**H** ***H*** **mm**	**R** ***R*** **mm**
EVDRAD M 8 / 21 R 10,5	21	8,2	2	10,5
EVDRAD M 8 / 22 R13,5	22	8,2	2	13,5
EVDRAD M 8 / 27 R13,5	27	8,2	2	13,5
EVDRAD M 8 / 33,5 R 16,75	33,5	8,2	2	16,75
EVDRAD M 8 / 40 R 20	40	8,2	2	20

Standardfarben
- schwarz

Material
- Grundkörper: Polyamid 6 (PA 6)

Standard Colours
- *black*

Material
- *Base body: Polyamide (PA 6)*

Gruppe / Group: EVBV

Eckverbinder mit Bund für Vierkantrohre
Corner connectors with collar for square tubes

Bestellnummer *Order Number*	A *A* mm	d *d* mm	H *H* mm	L *L* mm	L1 *L1* mm	t *t* mm
EVBV 25x1 Ø11	25	11	4	23	15	1
EVBV 25x1,5 Ø8	25	8	2	28	15	1,5
EVBV 25x1,5 Ø11	25	11	2	29	15	1,5
EVBV 25x1,5 Ø11 SO	25	11,3	3	34,5	25	1,5
EVBV 25x1,5 Ø18	25	18	3	41	25	1,5

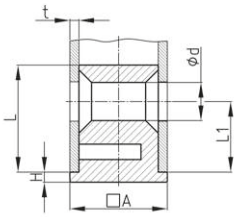

EVBV

EVBV

Standardfarben
- schwarz

Standard Colours
- *black*

Material
- Grundkörper: Polyamid (PA)

Material
- *Base body: Polyamide (PA)*

Bestellhinweise
- Auftragsbezogene Fertigung! Mindestmenge bitte anfragen.

Order informations
- *Order related production! Please ask for minimum quantity.*

Gruppe / Group: SEQ

Schraub-Eckverbinder mit Bund für Vierkantrohre, Sechskantmuttern einlegbar
Screw connectors with collar for square tubes, hexagon nuts inserted

SEQ

SEQ

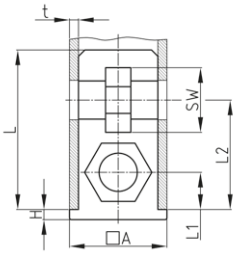

SEQ

Bestellnummer *Order Number*	A *A* mm	H *H* mm	L *L* mm	L1 *L1* mm	L2 *L2* mm	SW *WAF* mm	t *t* mm
SEQ 20x20x1,5 M8	20	2	42	10	25	13	1,5
SEQ 20x20x2 M8	20	2	42	10	27	13	2
SEQ 25x25x1,5 M8	25	2	43	12,5	27	13	1,5
SEQ 25x25x1,5 M10	25	2	42	12,5	30	17	1,5

Bestellnummer *Order Number*	A *A* mm	H *H* mm	L *L* mm	L1 *L1* mm	L2 *L2* mm	SW *WAF* mm	t *t* mm
SEQ 30x30x1,25 M10	30	1,5	43	15	33	17	1,25
SEQ 30x30x1,5 M8	30	4	40	15	32	13	1,5
SEQ 30x30x2 M8	30	3	41	15	33	13	2
SEQ 30x30x2 M10	30	2	43	15	33	17	2

Standardfarben
- schwarz

Standard Colours
- *black*

Material
- Grundkörper: Polyamid (PA)
- Gewinde: Stahl verzinkt

Material
- *Base body: Polyamide (PA)*
- *Thread: zinc-plated steel*

Gruppe / Group: SEQM

Schraub-Eckverbinder mit Bund für Vierkantrohre, mit glanzverzinkter Sechskantmutter
Screw corner connectors with collar for square tubes and bright galvanized hexagon steel nut

SEQM

SEQM

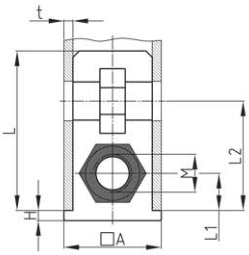

SEQM

Bestellnummer *Order Number*	A *A* mm	H *H* mm	L *L* mm	L1 *L1* mm	L2 *L2* mm	M *M*	t *t* mm
SEQM 20x20x1,5 M8	20	2	42	10	25	M8	1,5
SEQM 20x20x2 M8	20	2	42	10	27	M8	2
SEQM 25x25x1,5 M8	25	2	43	12,5	27	M8	1,5
SEQM 25x25x1,5 M8 DIN 985	25	2	43	12,5	27	M8	1,5
SEQM 25x25x1,5 M10	25	2	42	12,5	30	M10	1,5

Bestellnummer *Order Number*	A *A* mm	H *H* mm	L *L* mm	L1 *L1* mm	L2 *L2* mm	M *M*	t *t* mm
SEQM 30x30x1,25 M10	30	1,5	43	15	33	M10	1,25
SEQM 30x30x1,5 M8	30	4	40	15	32	M8	1,5
SEQM 30x30x2 M8	30	3	41	15	33	M8	2
SEQM 30x30x2 M10	30	2	43	15	33	M10	2

Standardfarben
- schwarz

Material
- Grundkörper: Polyamid (PA)
- Gewinde: Stahl verzinkt

Bestellhinweise
- DIN 985 = mit Sicherungsmutter aus Stahl, glanzverzinkt

Standard Colours
- *black*

Material
- *Base body: Polyamide (PA)*
- *Thread: zinc-plated steel*

Order informations
- *DIN 985 = with lock nut made of steel, bright zinc plated*

Gruppe / Group: SEQM2

Schraub-Eckverbinder mit Bund für Vierkantrohre und zwei glanzverzinkten Sechskantmuttern
Screw corner connectors with collar for square tubes and two bright galvanized hexagon steel nuts

SEQM2

SEQM2

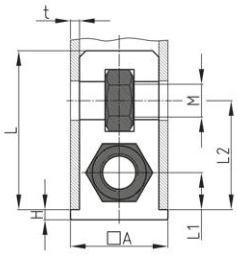

SEQM2

Bestellnummer *Order Number*	A *A* mm	H *H* mm	L *L* mm	L1 *L1* mm	L2 *L2* mm	M *M*	t *t* mm
SEQM2 20x20x1,5 M8	20	2	42	10	25	M8	1,5
SEQM2 20x20x2 M8	20	2	42	10	27	M8	2
SEQM2 25x25x1,5 M8	25	2	43	12,5	27	M8	1,5
SEQM2 25x25x1,5 M10	25	2	42	12,5	30	M10	1,5

Bestellnummer *Order Number*	A *A* mm	H *H* mm	L *L* mm	L1 *L1* mm	L2 *L2* mm	M *M*	t *t* mm
SEQM2 30x30x1,25 M10	30	1,5	43	15	33	M10	1,25
SEQM2 30x30x1,5 M8	30	4	40	15	32	M8	1,5
SEQM2 30x30x2 M8	30	3	41	15	33	M8	2
SEQM2 30x30x2 M10	30	2	43	15	33	M10	2

Standardfarben
- schwarz

Material
- Grundkörper: Polyamid (PA)
- Gewinde: Stahl verzinkt

Standard Colours
- *black*

Material
- *Base body: Polyamide (PA)*
- *Thread: zinc-plated steel*

Gruppe / Group: SEQMH

Schraub-Eckverbinder mit Bund für Vierkantrohre und glanzverzinkter Sechskantmutter (hinten)
Screw corner connectors with collar for square tubes and bright galvanized hexagon steel nut (rear)

SEQMH

SEQMH

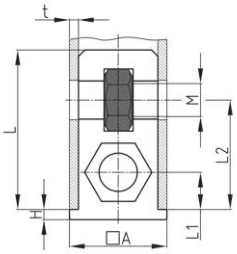

SEQMH

Bestellnummer *Order Number*	A *A* mm	H *H* mm	L *L* mm	L1 *L1* mm	L2 *L2* mm	M *M*	t *t* mm
SEQMH 20x20x1,5 M8	20	2	42	10	25	M8	1,5
SEQMH 20x20x2 M8	20	2	42	10	27	M8	2
SEQMH 25x25x1,5 M8	25	2	43	12,5	27	M8	1,5
SEQMH 25x25x1,5 M10	25	2	42	12,5	30	M10	1,5

Bestellnummer *Order Number*	A *A* mm	H *H* mm	L *L* mm	L1 *L1* mm	L2 *L2* mm	M *M*	t *t* mm
SEQMH 30x30x1,25 M10	30	1,5	43	15	33	M10	1,25
SEQMH 30x30x1,5 M8	30	4	40	15	32	M8	1,5
SEQMH 30x30x2 M8	30	3	41	15	33	M8	2
SEQMH 30x30x2 M10	30	2	43	15	33	M10	2

Standardfarben
- schwarz

Material
- Grundkörper: Polyamid (PA)
- Gewinde: Stahl verzinkt

Standard Colours
- *black*

Material
- *Base body: Polyamide (PA)*
- *Thread: zinc-plated steel*

Gruppe / Group: SVBV

Schraub-Eckverbinder mit Bund für Vierkantrohre, Sechskantmuttern einlegbar
Screw corner connectors with collar for square tubes, hexagon nuts inserted

SVBV 6926

SVBV

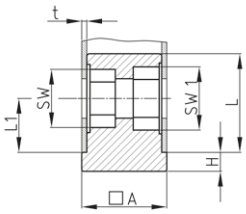

SVBV 6926

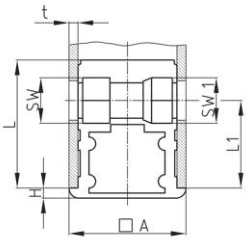

SVBV 934/ 985

Bestellnummer *Order Number*	A *A* mm	H *H* mm	L *L* mm	L1 *L1* mm	SW *WAF* mm	SW1 *SW1* mm	t *t* mm
SVBV 40x2 M10/M12 DIN 6926	40	5	40	25	15	18	2
SVBV 50x2,5 M10 SO	50	2,5	61	50	17	17	2,5

Standardfarben
- schwarz

Material
- Grundkörper: Polyamid (PA)

Bestellhinweise
- DIN 6929 = Sicherungsmutter mit Bund aus Stahl, glanzverzinkt
- SO (= Sonderausführung): die Mutternkammern sind ausgelegt für eine Sechskantmutter DIN 934 und eine Sicherungsmutter DIN 985.

Standard Colours
- *black*

Material
- *Base body: Polyamide (PA)*

Order informations
- *DIN 6926 = lock nut with collar made of steel, bright zinc plated*
- *SO (= special design): the nut chambers are designed for a hexagon nut DIN 934 and a lock nut DIN 985.*

Gruppe / Group: SVBVM

Schraub-Eckverbinder mit Bund für Vierkantrohre, mit Sechskantmutter
Screw corner connectors with collar for square tubes with hexagon nut

SVBVM 6926

SVBVM

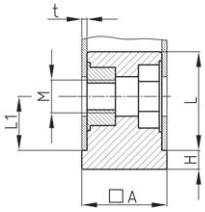

SVBVM 6929

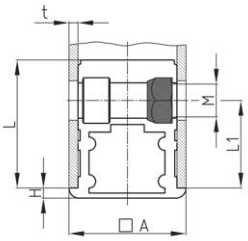

SVBVM

Bestellnummer *Order Number*	A *A* mm	H *H* mm	L *L* mm	L1 *L1* mm	M *M*	t *t* mm
SVBVM 40x2 M10 DIN 6926	40	5	40	25	M10	2
SVBVM 40x2 M12 DIN 6926	40	5	40	25	M12	2
SVBVM 50x2,5 M10 DIN 934	50	2,5	61	50	M10	2,5
SVBVM 50x2,5 M10 DIN 985	50	2,5	61	50	M10	2,5

Standardfarben
- schwarz

Material
- Grundkörper: Polyamid (PA)
- Gewinde: Stahl verzinkt

Bestellhinweise
- DIN 6929 = Sicherungsmutter mit Bund aus Stahl, glanzverzinkt
- DIN 985 = mit Sicherungsmutter aus Stahl, glanzverzinkt
- DIN 934 = mit Sechskantmutter aus Stahl, glanzverzinkt

Standard Colours
- *black*

Material
- *Base body: Polyamide (PA)*
- *Thread: zinc-plated steel*

Order informations
- *DIN 6926 = lock nut with collar made of steel, bright zinc plated*
- *DIN 985 = with lock nut made of steel, bright zinc plated*
- *DIN 934 = with nut made of steel, bright zinc plated*

Gruppe / Group: SVOQ

Schraub-Eckverbinder für Vierkantrohre mit Bund und montierter Sechskantmutter
Screw corner connectors with collar for square tubes and assembled hexagon nut

SVOQ

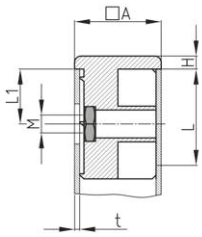

SVOQ

Bestellnummer *Order Number*	A *A* mm	H *H* mm	L *L* mm	L1 *L1* mm	M *M*	t *t* mm
SVOQ 20X20X1,5 M6	20	5	30	20	M6	1,5
SVOQ 20X20X1,5 M8	20	5	30	20	M8	1,5
SVOQ 25X25X1 M8	25	5	33	20	M8	1
SVOQ 25X25X1 M10	25	5	33	20	M10	1
SVOQ 25X25X1,5 M8	25	5	33	20	M8	1,5
SVOQ 25X25X1,5 M10	25	5	33	20	M10	1,5

Standardfarben
- schwarz

Material
- Grundkörper: Polyethylen (PE)
- Mutter: Stahl verzinkt

Standard Colours
- *black*

Material
- *Base body: Polyethylene (PE)*
- *Nut: zinc-plated steel*

Gruppe / Group: EVBR

Eckverbinder mit Bund, als Rollenhalter an Vierkantrohren
Corner connectors with collar as roller holder at rectangular tubes

EVBR

EVBR

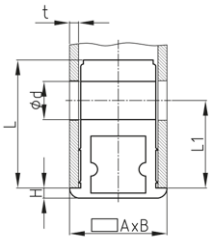

EVBR

Bestellnummer *Order Number*	A *A* mm	B *B* mm	d *d* mm	H *H* mm	L *L* mm	L1 *L1* mm	t *t* mm
EVBR 30x20x1,5 Ø11	30	20	11	4	37	15	1,5
EVBR 30x20x1,5 Ø12 *	30	20	12	4	37	15	1,5

Bestellnummer *Order Number*	A *A* mm	B *B* mm	d *d* mm	H *H* mm	L *L* mm	L1 *L1* mm	t *t* mm
EVBR 40x20x1,5 Ø10 *	40	20	10	2	41	31	1,5-2

Standardfarben
- schwarz

Material
- Grundkörper: Polyamid (PA)

Bestellhinweise
- *) = Auftragsbezogene Fertigung! Mindestmenge bitte anfragen.

Standard Colours
- *black*

Material
- *Base body: Polyamide (PA)*

Order informations
- **) = Order related production! Please ask for minimum quantity.*

Gruppe / Group: SVBR

Schraub-Eckverbinder mit Bund für Rechteckrohre und mit gespritztem Gewinde (Auftragsbezogene Fertigung! Mindestmenge bitte anfragen)
Screw corner connectors with collar for rectangular tubes and with injected thread (Order-related production! Please ask for minimum quantity)

SVBR

SVBR

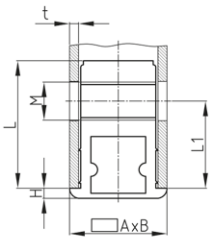

SVBR

Bestellnummer *Order Number*	A *A* mm	B *B* mm	H *H* mm	L *L* mm	L1 *L1* mm	M *M*	t *t* mm
SVBR 30x15x1,5 M10	30	15	2,5	38	20	M10	1,5
SVBR 40x20x1,5 M8	40	20	2	41	31	M8	1,5-2

Bestellnummer *Order Number*	A *A* mm	B *B* mm	H *H* mm	L *L* mm	L1 *L1* mm	M *M*	t *t* mm
SVBR 50x40x2 M22	50	40	2,5	30	16	M22	2

Standardfarben
- schwarz

Material
- Grundkörper: Polyamid (PA)

Bestellhinweise
- Auftragsbezogene Fertigung! Mindestmenge bitte anfragen.

Standard Colours
- *black*

Material
- *Base body: Polyamide (PA)*

Order informations
- *Order related production! Please ask for minimum quantity.*

Gruppe / Group: SER

Schraub-Eckverbinder mit Bund für Rechteckrohre, Sechskantmuttern einlegbar
Screw corner connectors with collar for rectangular tubes, hexagon nuts plugged in

SER

SER

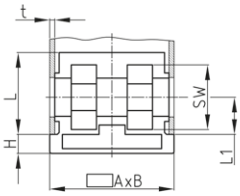

SER

Bestellnummer *Order Number*	A *A* mm	B *B* mm	H *H* mm	L *L* mm	L1 *L1* mm	SW *WAF* mm	t t mm
SER 30x20x1,5 M8	30	20	4	37	15	13	1,5
SER 30x20x2 M8	30	20	4	36	15	13	2
SER 40x20x1,5-2 M8	40	20	2	41	30	13	1,5-2
SER 40x25x1,5 M8	40	25	1,8	41	30	13	1,5
SER 40x30x1,5 M10	40	30	2	42	30	17	1,5
SER 45x25x2 M10	45	25	2,5	39	20	17	2
SER 50x25x2 M10	50	25	2,8	32	20	17	2

Bestellnummer *Order Number*	A *A* mm	B *B* mm	H *H* mm	L *L* mm	L1 *L1* mm	SW *WAF* mm	t t mm
SER 50x30x1,5 M10	50	30	2	42	30	17	1,5
SER 50x30x2 M10	50	30	6	31	20	17	2
SER 60x30x1,5 M10	60	30	6	31,5	20	17	1,5
SER 60x30x2 M10	60	30	5	35	20	17	2
SER 60x30x2,5 M10	60	30	6	31,5	20	17	2,5
SER 60x30x3 M10	60	30	6	31,5	20	17	3

Standardfarben
- schwarz

Material
- Grundkörper: Polyamid (PA)

Bestellhinweise
- Auftragsbezogene Fertigung bei einzelnen Artikelgrößen! Mindestmenge bitte anfragen.

Standard Colours
- *black*

Material
- *Base body: Polyamide (PA)*

Order informations
- *Order-related production for individual article sizes! Please ask for minimum quantity.*

Gruppe / Group: SERM

Schraub-Eckverbinder mit Bund für Rechteckrohre und einer glanzverzinkten Sechskantmutter
Screw corner connectors with collar for rectangular tubes and one bright galvanized hexagon steel nut

SERM

SERM

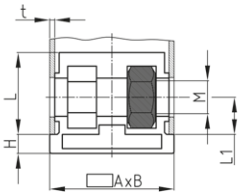

SERM

Bestellnummer *Order Number*	A *A* mm	B *B* mm	H *H* mm	L *L* mm	L1 *L1* mm	M *M*	t t mm
SERM 30x20x1,5 M8	30	20	4	37	15	M8	1,5
SERM 30x20x2 M8	30	20	4	36	15	M8	2
SERM 30x20x2 M8 DIN 985	30	20	4	37	15	M8	1,5
SERM 40x20x1,5-2 M8	40	20	2	41	30	M8	1,5-2
SERM 40x20x1,5-2 M8 DIN 985	40	20	2	41	30	M8	1,5-2
SERM 40x20x1,5-2 M8 V DIN 985	40	20	2	41	30	M8	1,5-2
SERM 40x25x1,5 M8	40	25	1,8	41	30	M8	1,5
SERM 40x30x1,5 M10	40	30	2	42	30	M10	1,5
SERM 40x30x1,5 M10 V DIN 985	40	30	2	42	30	M10	1,5
SERM 45x25x2 M10	45	25	2,5	39	20	M10	2

Bestellnummer *Order Number*	A *A* mm	B *B* mm	H *H* mm	L *L* mm	L1 *L1* mm	M *M*	t t mm
SERM 50x25x2 M10	50	25	2,8	32	20	M10	2
SERM 50x30x1,5 M10	50	30	2	42	30	M10	1,5
SERM 50x30x2 M10	50	30	6	31	20	M10	2
SERM 60x30x1,5 M10	60	30	6	31,5	20	M10	1,5
SERM 60x30x1,5 M10 DIN 985	60	30	6	31,5	20	M10	1,5
SERM 60x30x1,5 M10 V DIN 985	60	30	5	31,5	20	M10	1,5
SERM 60x30x2 M10	60	30	5	35	20	M10	2
SERM 60x30x2,5 M10	60	30	6	31,5	20	M10	2,5
SERM 60x30x2,5 M10 DIN 985	60	30	6	31,5	20	M10	2,5
SERM 60x30x2,5 M10 V DIN 985	60	30	6	31,5	20	M10	2,5

Gruppe / Group: SERM

Bestellnummer *Order Number*	A *A* mm	B *B* mm	H *H* mm	L *L* mm	L1 *L1* mm	M *M*	t *t* mm
SERM 60x30x3 M10	60	30	6	31,5	20	M10	3

Bestellnummer *Order Number*	A *A* mm	B *B* mm	H *H* mm	L *L* mm	L1 *L1* mm	M *M*	t *t* mm

Standardfarben
- schwarz

Material
- Grundkörper: Polyamid (PA)
- Mutter: Stahl verzinkt

Bestellhinweise
- Auftragsbezogene Fertigung bei einzelnen Artikelgrößen! Mindestmenge bitte anfragen.
- V = montiert für Verwendung mit kurzer Schraube
- DIN 985 = mit Sicherungsmutter aus Stahl, glanzverzinkt

Standard Colours
- *black*

Material
- *Base body: Polyamide (PA)*
- *Nut: zinc-plated steel*

Order informations
- *Order-related production for individual article sizes! Please ask for minimum quantity.*
- *V = mounted for use with short screw*
- *DIN 985 = with lock nut made of steel, bright zinc plated*

Gruppe / Group: SERM2

Schraub-Eckverbinder mit Bund für Rechteckrohre und zwei glanzverzinkten Sechskantmuttern
Screw corner connectors with collar for rectangular tubes and two bright galvanized hexagon steel nuts

SERM2

SERM2

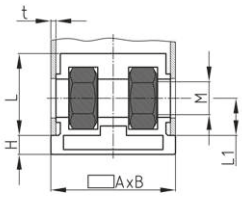

SERM2

Bestellnummer *Order Number*	A *A* mm	B *B* mm	H *H* mm	L *L* mm	L1 *L1* mm	M *M*	t *t* mm
SERM2 30x20x1,5 M8	30	20	4	41	15	M8	1,5
SERM2 30x20x2 M8	30	20	4	40	15	M8	2
SERM2 40x20x1,5 M8	40	20	2	43	30	M8	1,5
SERM2 40x25x1,5 M8	40	25	1,8	42,8	30	M8	1,5
SERM2 40x30x1,5 M8	40	30	2	44	30	M8	1,5
SERM2 40x30x1,5 M10	40	30	2	44	30	M10	1,5
SERM2 45x25x2 M10	45	25	2,5	41,5	20	M10	2

Bestellnummer *Order Number*	A *A* mm	B *B* mm	H *H* mm	L *L* mm	L1 *L1* mm	M *M*	t *t* mm
SERM2 50x20x1,5 M8	50	20	1,8	42,8	30	M8	1,5
SERM2 50x24,2x2 M10	50	24,2	2,8	34,8	20	M10	2
SERM2 50x30x1,5 M10	50	30	2	44	30	M10	1,5
SERM2 50x30x2 M10	50	30	6	37	20	M10	2
SERM2 60x30x1,5 M10	60	30	6	36,5	20	M10	1,5
SERM2 60x30x2 M10	60	30	5	38	20	M10	2
SERM2 60x30x2,5 M10	60	30	6	37,5	20	M10	2,5

Standardfarben
- schwarz

Material
- Grundkörper: Polyamid (PA)
- Mutter: Stahl verzinkt

Bestellhinweise
- Auftragsbezogene Fertigung bei einzelnen Artikelgrößen! Mindestmenge bitte anfragen.

Standard Colours
- *black*

Material
- *Base body: Polyamide (PA)*
- *Nut: zinc-plated steel*

Order informations
- *Order-related production for individual article sizes! Please ask for minimum quantity.*

Gruppe / Group: SVF

Schraub-Eckverbinder mit Bund für Rechteckrohre, Sechskantmutter einlegbar (Auftragsbezogene Fertigung! Mindestmenge bitte anfragen)
Screw corner connectors with collar for rectangular tubes, hexagon nut inserted (Order-related production! Please ask for minimum quantity)

SVF

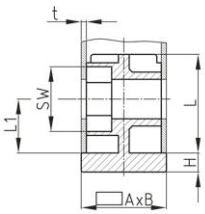

SVF

Bestellnummer *Order Number*	A *A* mm	B *B* mm	H *H* mm	L *L* mm	L1 *L1* mm	SW *WAF* mm	t *t* mm
SVF 30x20x2 M8	30	20	2,5	37	51	13	2
SVF 50x25x2 M10	50	25	5	36	22	17	2

Standardfarben
- schwarz

Material
- Grundkörper: Polyamid (PA)

Bestellhinweise
- Auftragsbezogene Fertigung! Mindestmenge bitte anfragen.

Standard Colours
- *black*

Material
- *Base body: Polyamide (PA)*

Order informations
- *Order related production! Please ask for minimum quantity.*

Gruppe / Group: SVFM

Schraub-Eckverbinder mit Bund für Rechteckrohre und glanzverzinkter Sechskantmutter (Auftragsbezogene Fertigung! Mindestmenge bitte anfragen)
Screw corner connectors with collar for rectangular tubes and bright galvanized hexagon nut (Order-related production! Please ask for minimum quantity)

SVFM

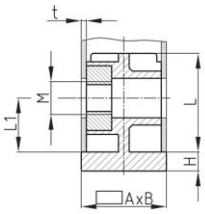

SVFM

Bestellnummer *Order Number*	A *A* mm	B *B* mm	H *H* mm	L *L* mm	L1 *L1* mm	M *M*	t *t* mm
SVFM 30x20x2 M8	30	20	2,5	37	15	M8	2
SVFM 50x25x2 M10	50	25	5	36	22	M10	2

Standardfarben
- schwarz

Material
- Grundkörper: Polyamid (PA)

Bestellhinweise
- Auftragsbezogene Fertigung! Mindestmenge bitte anfragen.

Standard Colours
- *black*

Material
- *Base body: Polyamide (PA)*

Order informations
- *Order related production! Please ask for minimum quantity.*

Gruppe / Group: SVOR

Schraub-Eckverbinder mit Bund für Rechteckrohre und montierter Sechskantmutter
Screw corner connectors with collar for rectangular tubes and assembled hexagon nut

SVOR

SVOR (L)

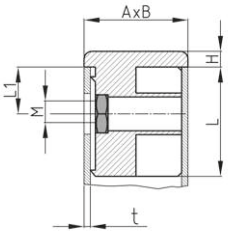

SVOR

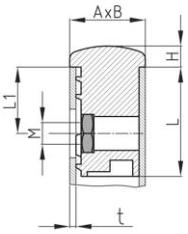

SVOR (L)

Bestellnummer *Order Number*	A *A* mm	B *B* mm	H *H* mm	L *L* mm	L1 *L1* mm	M *M*	t *t* mm
SVOR 30X50X2 M10 L PP	30	50	5	36	20	M10	2
SVOR 30X60X2 M10 L PP	30	60	5	36	20	M10	2
SVOR 35X20X1,5 M8	35	20	5	33	20	M8	1,5
SVOR 35X20X1-1,5 M8	35	20	5	33	20	M8	1-1,5

Bestellnummer *Order Number*	A *A* mm	B *B* mm	H *H* mm	L *L* mm	L1 *L1* mm	M *M*	t *t* mm
SVOR 40X20X1,2 M8	40	20	5	38	20	M8	1,2
SVOR 50X30X1,5 M10	50	30	5	38	20	M10	1,5
SVOR 60X30X2 M10 PP	60	30	5	38	20	M10	2
SVOR 60X30X2 M8 PP	60	30	5	38	20	M8	2

Standardfarben
- schwarz

Material
- Grundkörper: Polyethylen (PE)
- Mutter: Stahl verzinkt

Bestellhinweise
- L = Gewindemutter längsseits
- PP = Material Polypropylen

Standard Colours
- *black*

Material
- *Base body: Polyethylene (PE)*
- *Nut: zinc-plated steel*

Order informations
- *L = nut alongside*
- *PP = material polypropylene*

Gruppe / Group: SVORB

Schraub-Eckverbinder mit Bund für Rechteckrohr und montierter Sechskantmutter
Screw corner connectors with collar for rectangular tubes and assembled hexagon nut

SVORB

SVORB (L)

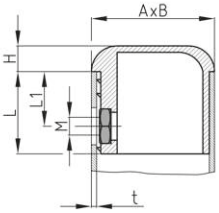

SVORB

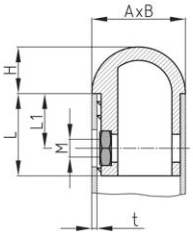

SVORB (L)

Bestellnummer *Order Number*	A *A* mm	B *B* mm	H *H* mm	L *L* mm	L1 *L1* mm	M *M*	t *t* mm
SVORB 30x50x2 M10 L	30	50	15	35	25	M10	2
SVORB 30x60x2 M10 L	30	60	15	35	25	M10	2
SVORB 50x30x1,5 M10	50	30	15	35	25	M10	1,5

Bestellnummer *Order Number*	A *A* mm	B *B* mm	H *H* mm	L *L* mm	L1 *L1* mm	M *M*	t *t* mm
SVORB 50x30x1,5 M8	50	30	15	35	25	M8	1,5
SVORB 50x30x2 M10	50	30	15	35	25	M10	2
SVORB 60x30x2 M10	60	30	15	35	25	M10	2

Standardfarben
- schwarz

Material
- Grundkörper: Polypropylen (PP)
- Mutter: Stahl verzinkt

Bestellhinweise
- L = Gewindemutter längsseits

Standard Colours
- *black*

Material
- *Base body: Polypropylene (PP)*
- *Nut: zinc-plated steel*

Order informations
- *L = nut alongside*

Gruppe / Group: SVORA

Schraub-Eckverbinder mit Bund für Rechteckrohre und montierter Sechskantmutter
Screw corner connectors with collar for rectangular tubes and assembled hexagon nut

SVORA

SVORA (L)

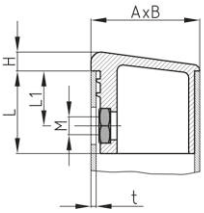

SVORA

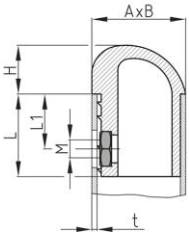

SVORA (L)

Bestellnummer *Order Number*	A *A* mm	B *B* mm	H *H* mm	L *L* mm	L1 *L1* mm	M *M*	t *t* mm
SVORA 30x60x2 M10 L	30	60	25	35	25	M10	2
SVORA 50x30x1,5 M10	50	30	15	35	25	M10	1,5

Standardfarben
- schwarz

Material
- Grundkörper: Polypropylen (PP)
- Mutter: Stahl verzinkt

Bestellhinweise
- L = Gewindemutter längsseits

Standard Colours
- *black*

Material
- *Base body: Polypropylene (PP)*
- *Nut: zinc-plated steel*

Order informations
- *L = nut alongside*

Gruppe / Group: EVRUB

Eckverbinder mit Bund für Rundrohre (Auftragsbezogene Fertigung! Mindestmenge bitte anfragen)
Corner connectors with collar for round tubes (Order related production! Please ask for minimum quantity)

EVRUB

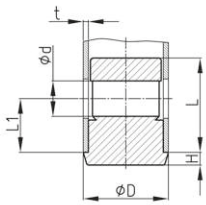

EVRUB

Bestellnummer *Order Number*	D *D* mm	d *d* mm	H *H* mm	L *L* mm	L1 *L1* mm	t *t* mm
EVRUB 25x1,5 Ø11	25	11	3	34,5	25	1,5

Standardfarben
- schwarz

Material
- Grundkörper: Polyamid (PA)

Bestellhinweise
- Auftragsbezogene Fertigung! Mindestmenge bitte anfragen.

Standard Colours
- *black*

Material
- *Base body: Polyamide (PA)*

Order informations
- *Order related production! Please ask for minimum quantity.*

Gruppe / Group: SVOK

Schraub-Eckverbinder mit Bund für Rundrohre und montierter Sechskantmutter
Screw corner connectors with collar for round tubes and assembled hexagon nut

Bestellnummer *Order Number*	D *D* mm	H *H* mm	L *L* mm	L1 *L1* mm	M *M*	t t mm
SVOK 35x1,5 M8	35	5	35	20	M8	1,5
SVOK 40x1,5-2 M8	40	5	35	22	M8	1,5-2
SVOK 45x1,5-2 M10	45	5	35	20	M10	1,5-2
SVOK 45x1,5-2 M10 P	45	5	35	20	M10	1,5-2

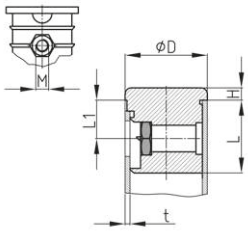

SVOK

SVOK

Standardfarben
- schwarz

Standard Colours
- *black*

Material
- Grundkörper: Polyethylen (PE)
- Mutter: Stahl verzinkt

Material
- *Base body: Polyethylene (PE)*
- *Nut: zinc-plated steel*

Bestellhinweise
- P = ohne Passstift

Order informations
- *P = without fixing pin*

Gruppe / Group: SVBO

Schraub-Eckverbinder mit Bund für Ovalrohre, Sechskantmutter einlegbar
Srew corner connectors with collar for oval tubes, hexagon nut inserted

Bestellnummer *Order Number*	A *A* mm	B *B* mm	H *H* mm	L *L* mm	L1 *L1* mm	SW *WAF* mm	t t mm
SVBO 30x15x1,5 M8	30	15	5	30	15	13	1,5
SVBO 50x25x2 M8	50	25	5	36	22	13	2
SVBO 50x25x2 M10	50	25	5	36	22	17	2
SVBO 60x30x2 M10	60	30	5	36	22	17	2

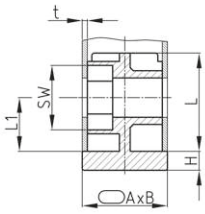

SVBO

SVBO

Standardfarben
- schwarz

Standard Colours
- *black*

Material
- Grundkörper: Polyamid (PA)

Material
- *Base body: Polyamide (PA)*

Bestellhinweise
- Auftragsbezogene Fertigung bei einzelnen Artikelgrößen! Mindestmenge bitte anfragen.

Order informations
- *Order-related production for individual article sizes! Please ask for minimum quantity.*

Eckverbinder mit Bund

Corner connector with collar

Gruppe / Group: SVBOM

Schraub-Eckverbinder mit Bund für Ovalrohre und glanzverzinkter Sechskantmutter
Screw corner connectors with collar for oval tubes and bright galvanized hexagon nut

SVBOM

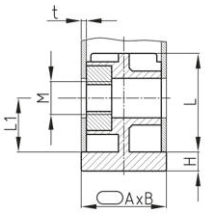

SVBOM

Bestellnummer *Order Number*	A *A* mm	B *B* mm	H *H* mm	L *L* mm	L1 *L1* mm	M *M*	t *t* mm
SVBOM 30x15x1,5 M8	30	15	5	30	15	M8	1,5
SVBOM 50x25x2 M8	50	25	5	36	22	M8	2
SVBOM 50x25x2 M8 DIN 985	50	25	5	36	22	M8	2
SVBOM 50x25x2 M10	50	25	5	36	22	M10	2
SVBOM 60x30x2 M10	60	30	5	36	22	M10	2

Standardfarben
- schwarz

Material
- Grundkörper: Polyamid (PA)
- Gewinde: Stahl verzinkt

Bestellhinweise
- Auftragsbezogene Fertigung bei einzelnen Artikelgrößen! Mindestmenge bitte anfragen.
- DIN 985 = mit Sicherungsmutter aus Stahl, glanzverzinkt

Standard Colours
- *black*

Material
- *Base body: Polyamide (PA)*
- *Thread: zinc-plated steel*

Order informations
- *Order-related production for individual article sizes! Please ask for minimum quantity.*
- *DIN 985 = with lock nut made of steel, bright zinc plated*

Gruppe / Group: SEV

Schraub-Eckverbinder ohne Bund für Vierkantrohre, Sechskantmuttern einlegbar
Screw corner connectors without collar for square tubes, hexagon nuts inserted

SEV Typ 1

SEV Typ 1

SEV Typ 2

SEV Typ 2

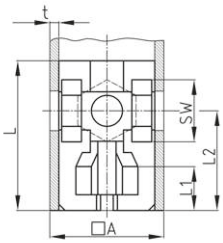

SEV Typ 1

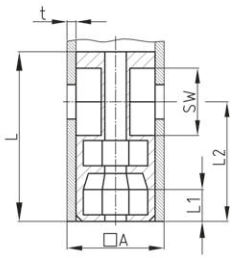

SEV Typ 2

Bestellnummer *Order Number*	A *A* mm	L *L* mm	L1 *L1* mm	L2 *L2* mm	SW *WAF* mm	SW1 *SW1* mm	t *t* mm	Typ *Type*
SEV 20x1,5 M6	20	42	35	10	10	10	1,5	2

Bestellnummer *Order Number*	A *A* mm	L *L* mm	L1 *L1* mm	L2 *L2* mm	SW *WAF* mm	SW1 *SW1* mm	t *t* mm	Typ *Type*
SEV 25x1,5 M8	25	42	30	12,5	13	13	1,5	1

Standardfarben
- schwarz

Material
- Grundkörper: Polyamid (PA)

Bestellhinweise
- Auftragsbezogene Fertigung! Mindestmenge bitte anfragen.

Standard Colours
- *black*

Material
- *Base body: Polyamide (PA)*

Order informations
- *Order related production! Please ask for minimum quantity.*

Gruppe / Group: SEVM

Schraub-Eckverbinder ohne Bund für Vierkantrohre, mit einer glanzverzinkten Sechskantmutter
Screw corner connectors without collar for square tubes, with a bright galvanized hexagon nut

SEVM Typ 1

SEVM Typ 1

SEVM Typ 2

SEVM Typ 2

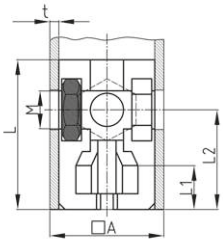

SEVM Typ 1

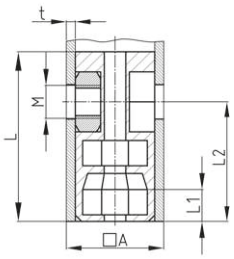

SEVM Typ 2

Bestellnummer *Order Number*	A *A* mm	L *L* mm	L1 *L1* mm	L2 *L2* mm	M *M*	SW *WAF* mm	t *t* mm	Typ *Type*
SEVM 20x1,5 M6	20	42	35	10	M6	10	1,5	2

Bestellnummer *Order Number*	A *A* mm	L *L* mm	L1 *L1* mm	L2 *L2* mm	M *M*	SW *WAF* mm	t *t* mm	Typ *Type*
SEVM 25x1,5 M8	25	42	30	12,5	M8	13	1,5	1

Standardfarben
- schwarz

Material
- Grundkörper: Polyamid (PA)
- Schraube: Stahl verzinkt

Bestellhinweise
- Auftragsbezogene Fertigung! Mindestmenge bitte anfragen.

Standard Colours
- *black*

Material
- *Base body: Polyamide (PA)*
- *Screw: zinc-plated steel*

Order informations
- *Order related production! Please ask for minimum quantity.*

Gruppe / Group: SEVMH

Schraub-Eckverbinder ohne Bund für Vierkantrohre, mit glanzverzinkter Sechskantmutter (hinten)
Screw corner connectors without collar for square tubes, with bright galvanized hexagon nut (rear)

SEVMH Typ 1

SEVMH Typ 1

SEVMH Typ 2

SEVMH Typ 2

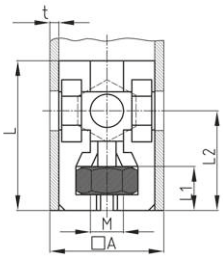

SEVMH Typ 1

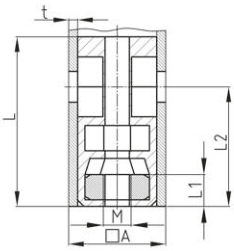

SEVMH Typ 2

Bestellnummer *Order Number*	A *A* mm	L *L* mm	L1 *L1* mm	L2 *L2* mm	M *M*	SW *WAF* mm	t *t* mm	Typ *Type*
SEVMH 20x1,5 M6	20	42	35	10	M6	10	1,5	2

Bestellnummer *Order Number*	A *A* mm	L *L* mm	L1 *L1* mm	L2 *L2* mm	M *M*	SW *WAF* mm	t *t* mm	Typ *Type*
SEVMH 25x1,5 M8	25	42	30	12,5	M8	13	1,5	1

Standardfarben
- schwarz

Material
- Grundkörper: Polyamid (PA)
- Gewinde: Stahl verzinkt

Bestellhinweise
- Auftragsbezogene Fertigung! Mindestmenge bitte anfragen.

Standard Colours
- *black*

Material
- *Base body: Polyamide (PA)*
- *Thread: zinc-plated steel*

Order informations
- *Order related production! Please ask for minimum quantity.*

Gruppe / Group: SEVM3

Schraub-Eckverbinder ohne Bund für Vierkantrohre, mit drei glanzverzinkten Sechskantmuttern
Screw corner connectors without collar for square tubes, with three bright galvanized hexagon nuts

SEVM3

SEVM3

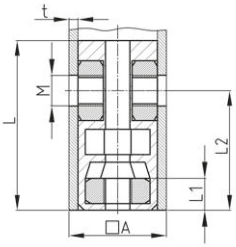

SEVM3

Bestellnummer *Order Number*	A *A* mm	L *L* mm	L1 *L1* mm	L2 *L2* mm	M *M*	t *t* mm
SEVM3 20x1,5 M6	20	42	35	10	M6	1,5

Standardfarben
- schwarz

Material
- Grundkörper: Polyamid (PA)
- Gewinde: Stahl verzinkt

Bestellhinweise
- Auftragsbezogene Fertigung! Mindestmenge bitte anfragen.

Standard Colours
- *black*

Material
- *Base body: Polyamide (PA)*
- *Thread: zinc-plated steel*

Order informations
- *Order related production! Please ask for minimum quantity.*

Gruppe / Group: SEVM5

Schraub-Eckverbinder ohne Bund für Vierkantrohre, mit fünf glanzverzinkten Sechskantmuttern
Screw corner connectors without collar for square tubes, with five bright galvanized hexagon nuts

SEVM5

SEVM5

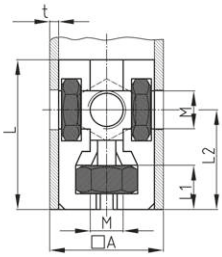

SEVM5

Bestellnummer *Order Number*	A *A* mm	L *L* mm	L1 *L1* mm	L2 *L2* mm	M *M*	t *t* mm
SEVM5 25x1,5 M8	25	42	30	12,5	M8	1,5

Standardfarben
- schwarz

Material
- Grundkörper: Polyamid (PA)
- Gewinde: Stahl verzinkt

Bestellhinweise
- Auftragsbezogene Fertigung! Mindestmenge bitte anfragen.

Standard Colours
- *black*

Material
- *Base body: Polyamide (PA)*
- *Thread: zinc-plated steel*

Order informations
- *Order related production! Please ask for minimum quantity.*

Gruppe / Group: SEVV

Schraub-Eckverbinder ohne Bund für Vierkantrohre, Sechskantmuttern einlegbar
Screw corner connectors without collar for square tubes, hexagon nuts inserted

SEVV

SEVV Typ 1

SEVV Typ 2

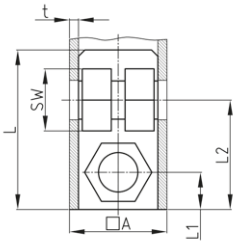

SEVV Typ 1

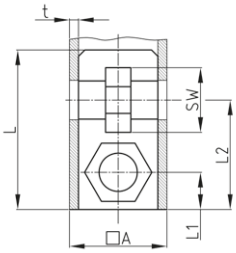

SEVV Typ 2

Bestellnummer *Order Number*	A *A* mm	L *L* mm	L1 *L1* mm	L2 *L2* mm	SW *WAF* mm	SW1 *SW1* mm	t *t* mm	Typ *Type*
SEVV 20x1 M8	20	42	27	10	13	13	1	2
SEVV 25x2 M8	25	43	28	12,5	13	13	2	2

Bestellnummer *Order Number*	A *A* mm	L *L* mm	L1 *L1* mm	L2 *L2* mm	SW *WAF* mm	SW1 *SW1* mm	t *t* mm	Typ *Type*
SEVV 30x2 M10	30	40	33	15	17	17	2	1

Standardfarben
- schwarz

Material
- Grundkörper: Polyamid (PA)

Bestellhinweise
- Auftragsbezogene Fertigung! Mindestmenge bitte anfragen.

Standard Colours
- *black*

Material
- *Base body: Polyamide (PA)*

Order informations
- *Order related production! Please ask for minimum quantity.*

Gruppe / Group: SEVVM

Schraub-Eckverbinder ohne Bund für Vierkantrohre, mit glanzverzinkter Sechskantmutter
Screw corner connectors without collar for square tubes, with bright galvanized hexagon nut

SEVVM

SEVVM Typ 1

SEVVM Typ 2

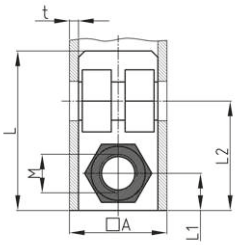

SEVVM Typ 1

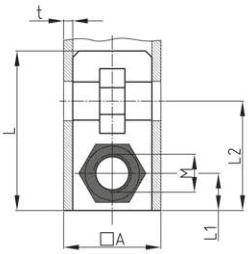

SEVVM Typ 2

Bestellnummer *Order Number*	A *A* mm	L *L* mm	L1 *L1* mm	L2 *L2* mm	M *M*	SW *WAF* mm	t *t* mm	Typ *Type*
SEVVM 20X1 M8	20	42	27	10	M8	13	1	2
SEVVM 25x2 M8	25	43	28	12,5	M8	13	2	1

Bestellnummer *Order Number*	A *A* mm	L *L* mm	L1 *L1* mm	L2 *L2* mm	M *M*	SW *WAF* mm	t *t* mm	Typ *Type*
SEVVM 30x2 M10	30	40	33	15	M10	17	2	1

Standardfarben
- schwarz

Material
- Grundkörper: Polyamid (PA)
- Gewinde: Stahl verzinkt

Bestellhinweise
- Auftragsbezogene Fertigung! Mindestmenge bitte anfragen.

Standard Colours
- *black*

Material
- *Base body: Polyamide (PA)*
- *Thread: zinc-plated steel*

Order informations
- *Order related production! Please ask for minimum quantity.*

Gruppe / Group: SEVVMH

Schraub-Eckverbinder ohne Bund für Vierkantrohre, mit glanzverzinkter Sechskantmutter (hinten)
Screw corner connectors without collar for square tubes, with bright galvanized hexagon nut (rear)

SEVVMH

SEVVMH Typ 1

SEVVMH Typ 2

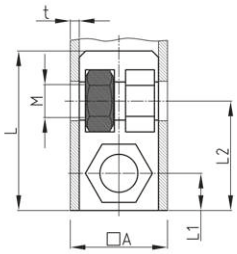

SEVVMH Typ 1

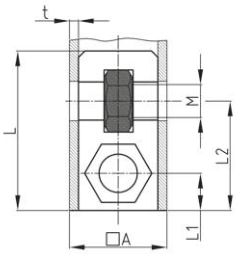

SEVVMH Typ 2

Bestellnummer *Order Number*	A *A* mm	L *L* mm	L1 *L1* mm	L2 *L2* mm	M *M*	SW *WAF* mm	t *t* mm	Typ *Type*
SEVVMH 20x1 M8	20	42	27	10	M8	13	1	2
SEVVMH 25x2 M8	25	43	28	12,5	M8	13	2	1

Bestellnummer *Order Number*	A *A* mm	L *L* mm	L1 *L1* mm	L2 *L2* mm	M *M*	SW *WAF* mm	t *t* mm	Typ *Type*
SEVVMH 30x2 M10	30	40	33	15	M10	17	2	1

Standardfarben
- schwarz

Material
- Grundkörper: Polyamid (PA)
- Gewinde: Stahl verzinkt

Bestellhinweise
- Auftragsbezogene Fertigung! Mindestmenge bitte anfragen.

Standard Colours
- *black*

Material
- *Base body: Polyamide (PA)*
- *Thread: zinc-plated steel*

Order informations
- *Order related production! Please ask for minimum quantity.*

Gruppe / Group: SEVVM2

Schraub-Eckverbinder ohne Bund für Vierkantrohre, mit zwei glanzverzinkten Sechskantmuttern
Screw corner connectors without collar for square tubes, with two bright galvanized hexagon nuts

SEVVM2

SEVVM2

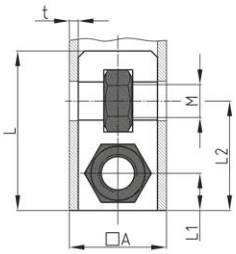

SEVVM2

Bestellnummer *Order Number*	A *A* mm	L *L* mm	L1 *L1* mm	L2 *L2* mm	M *M*	t *t* mm
SEVVM2 20x1 M8	20	42	27	10	M8	1

Bestellnummer *Order Number*	A *A* mm	L *L* mm	L1 *L1* mm	L2 *L2* mm	M *M*	t *t* mm
SEVVM2 25x2 M8	25	43	28	12,5	M8	2

Standardfarben
- schwarz

Material
- Grundkörper: Polyamid (PA)
- Gewinde: Stahl verzinkt

Bestellhinweise
- Auftragsbezogene Fertigung! Mindestmenge bitte anfragen.

Standard Colours
- *black*

Material
- *Base body: Polyamide (PA)*
- *Thread: zinc-plated steel*

Order informations
- *Order related production! Please ask for minimum quantity.*

Gruppe / Group: SEVVM3

Schraub-Eckverbinder ohne Bund für Vierkantrohre, mit drei glanzverzinkten Sechskantmuttern
Screw corner connectors without collar for square tubes, with three bright galvanized hexagon nuts

SEVVM3

SEVVM3

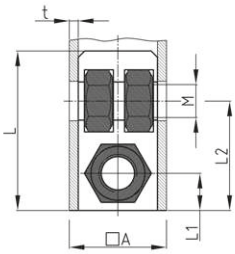

SEVVM3

Bestellnummer *Order Number*	A *A* mm	L *L* mm	L1 *L1* mm	L2 *L2* mm	M *M*	t *t* mm
SEVVM3 30x2 M10	30	40	33	15	M10	2

Standardfarben
- schwarz

Material
- Grundkörper: Polyamid (PA)
- Gewinde: Stahl verzinkt

Bestellhinweise
- Auftragsbezogene Fertigung! Mindestmenge bitte anfragen.

Standard Colours
- *black*

Material
- *Base body: Polyamide (PA)*
- *Thread: zinc-plated steel*

Order informations
- *Order related production! Please ask for minimum quantity.*

Gruppe / Group: KVG/Q

1-dimensionaler 2-Wege-Steckverbinder für Vierkantrohr
1-dimensional 2-way connector for square tube

KVG/Q

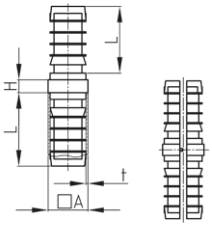

KVG/Q

Bestellnummer *Order Number*	A *A* mm	H *H* mm	L *L* mm	t *t* mm
KVG 20x20x1,5	20	5	45	1,5
KVG 20x20x2	20	5	44	2
KVG 25x25x1,5	25	5	36	1,5
KVG 25x25x2	25	5	35	2
KVG 30x30x2	30	30	46	2
KVG 30x30x2 SO	30	5	49	2

Standardfarben
- schwarz

Material
- Grundkörper: Polyamid 6 (PA 6)

Bestellhinweise
- SO = einteiliger Verbinder

Standard Colours
- *black*

Material
- *Base body: Polyamide (PA 6)*

Order informations
- *SO = one-piece connector*

Gruppe / Group: KVW

Steckverbinder (rechter Winkel) für Vierkantrohre
Connectors (right angle) for square tubes

KVW

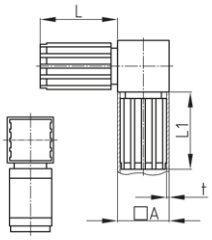

KVW

Bestellnummer *Order Number*	A *A* mm	L *L* mm	L1 *L1* mm	t *t* mm
KVW 20x1,5	20	36	36	1,5
KVW 20x1,5 o.K.	20	37	37	1,5
KVW 20x2	20	36	36	2
KVW 25x1,5 Kurz	25	52	35	1,5
KVW 25x1,5	25	52	52	1,5
KVW 25x1,5 o.K.	25	56	56	1,5
KVW 25x1,5 LG SO	25	71	71	1,5
KVW 25x1,5 R	25	55	55	1,5
KVW 25x2 R	25	54	54	2
KVW 30x2	30	47	47	2
KVW 30x2 o.K.	30	47	47	2
KVW 30x1,5	30	48	48	1,5
KVW 30x4,5	30	47	47	4,5

Standardfarben
- schwarz

Material
- Grundkörper: Polyamid (PA)

Bestellhinweise
- Auftragsbezogene Fertigung bei einzelnen Artikelgrößen! Mindestmenge bitte anfragen.
- LG SO = Sonderlänge
- R = abgerundeter Kopf
- o.K. = ohne Kopf
- Der nach der Montage sichtbare Würfel hat eine Kantenlänge von 20, 25 oder 30 mm.

Standard Colours
- *black*

Material
- *Base body: Polyamide (PA)*

Order informations
- *Order-related production for individual article sizes! Please ask for minimum quantity.*
- *LG SO = special length*
- *R = rounded header*
- *o.K. = without header*
- *The cube visible after assembly has the edge length 20, 25 or 30 mm.*

Gruppe / Group: KVWA

Steckverbinder (rechter Winkel) für Vierkantrohre mit Abgang
Connectors (right angle) for square tubes with outgoing unit

Bestellnummer ***Order Number***	**A** ***A*** **mm**	**L** ***L*** **mm**	**t** ***t*** **mm**
KVWA 20x1,5	20	36	1,5
KVWA 25x1,5	25	52	1,5
KVWA 25x1,5 R	25	54	1,5
KVWA 28,9x1,7	28,9	50	1,7
KVWA 30x2	30	47	2
KVWA 31,5x2	31,5	51	2
KVWA 31,5x2 R	31,5	51	2

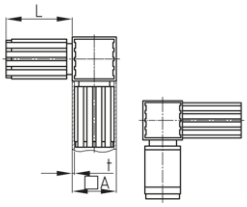

KVWA

KVWA

Standardfarben
- schwarz

Standard Colours
- *black*

Material
- Grundkörper: Polyamid (PA)

Material
- *Base body: Polyamide (PA)*

Bestellhinweise
- Auftragsbezogene Fertigung! Mindestmenge bitte anfragen.
- R = abgerundeter Kopf
- Der nach der Montage sichtbare Würfel hat eine Kantenlänge von 20, 25 oder 30 mm.

Order informations
- *Order related production! Please ask for minimum quantity.*
- *R = rounded header*
- *The cube visible after assembly has the edge length 20, 25 or 30 mm.*

Gruppe / Group: KVT

Steckverbinder (T-Stück) für Vierkantrohre
Connectors (T-piece) for square tubes

Bestellnummer ***Order Number***	**A** ***A*** **mm**	**L** ***L*** **mm**	**t** ***t*** **mm**
KVT 20x1,5	20	36	1,5
KVT 25x1,5	25	51	1,5
KVT 30x2	30	47	2

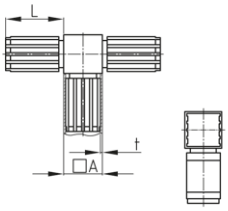

KVT

KVT

Standardfarben
- schwarz

Standard Colours
- *black*

Material
- Grundkörper: Polyamid (PA)

Material
- *Base body: Polyamide (PA)*

Bestellhinweise
- Der nach der Montage sichtbare Würfel hat eine Kantenlänge von 20, 25 oder 30 mm.

Order informations
- *The cube visible after assembly has the edge length 20, 25 or 30 mm.*

Gruppe / Group: KVTA

Steckverbinder (T-Stück) für Vierkantrohre mit Abgang
Connectors (T-piece) for square tubes with outgoing unit

KVTA

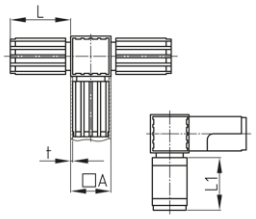

KVTA

Bestellnummer *Order Number*	A *A* mm	L *L* mm	L1 *L1* mm	t *t* mm
KVTA 20x1,5	20	36	36	1,5
KVTA 25x1,5	25	51	47	1,5
KVTA 30x2	30	47	47	2

Standardfarben
- schwarz

Standard Colours
- *black*

Material
- Grundkörper: Polyamid (PA)

Material
- *Base body: Polyamide (PA)*

Bestellhinweise
- Der nach der Montage sichtbare Würfel hat eine Kantenlänge von 20, 25 oder 30 mm.

Order informations
- *The cube visible after assembly has the edge length 20, 25 or 30 mm.*

Gruppe / Group: KVK

Steckverbinder (Kreuz) für Vierkantrohre
Connectors (cross) for square tubes

KVK

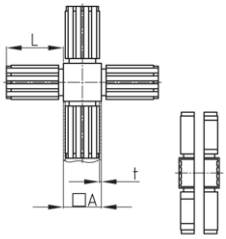

KVK

Bestellnummer *Order Number*	A *A* mm	L *L* mm	t *t* mm
KVK 20x1,5	20	36	1,5
KVK 25x1,5	25	54	1,5
KVK 30x2	30	47	2

Standardfarben
- schwarz

Standard Colours
- *black*

Material
- Grundkörper: Polyamid (PA)

Material
- *Base body: Polyamide (PA)*

Bestellhinweise
- Der nach der Montage sichtbare Würfel hat eine Kantenlänge von 20, 25 oder 30 mm.

Order informations
- *The cube visible after assembly has the edge length 20, 25 or 30 mm.*

Gruppe / Group: KVKA

Steckverbinder (Kreuz) für Vierkantrohr mit Abgang
Connectors (cross) for square tubes with outgoing unit

KVKA

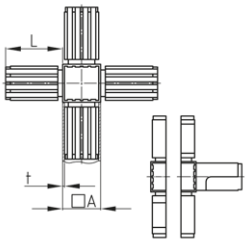

KVKA

Bestellnummer *Order Number*	A *A* mm	L *L* mm	t *t* mm
KVKA 20x1,5	20	36	1,5
KVKA 25x1,5	25	50	1,5
KVKA 30x2	30	47	2

Standardfarben
- schwarz

Standard Colours
- *black*

Material
- Grundkörper: Polyamid (PA)

Material
- *Base body: Polyamide (PA)*

Bestellhinweise
- Der nach der Montage sichtbare Würfel hat eine Kantenlänge von 20, 25 oder 30 mm.

Order informations
- *The cube visible after assembly has the edge length 20, 25 or 30 mm.*

Gruppe / Group: KVS

Steckverbinder sechsarmig für Vierkantrohre
Connectors 6-arms for square tubes

Bestellnummer ***Order Number***	**A** ***A*** **mm**	**L** ***L*** **mm**	**t** ***t*** **mm**
KVS 20x1,5	20	36	1,5
KVS 25x1,5	25	52	1,5
KVS 30x2	30	47	2

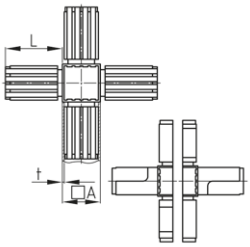

KVS

KVS

Standardfarben
- schwarz

Standard Colours
- *black*

Material
- Grundkörper: Polyamid (PA)

Material
- *Base body: Polyamide (PA)*

Bestellhinweise
- Der nach der Montage sichtbare Würfel hat eine Kantenlänge von 20, 25 oder 30 mm.

Order informations
- *The cube visible after assembly has the edge length 20, 25 or 30 mm.*

Gruppe / Group: KVWSTK

Steckverbinder (rechter Winkel) für Vierkantrohr mit Stahlkern
Connectors (right angle) for square tubes with steel core

KVWSTK

KVWSTK

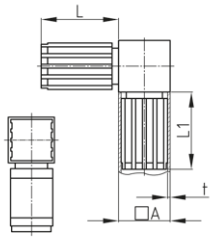

KVWSTK

Bestellnummer *Order Number*	A *A* mm	L *L* mm	t *t* mm
KVW 25x1,5 STK	25	48	1,5

Standardfarben
- schwarz

Material
- Grundkörper: Polyamid (PA)
- Stahlkern: St 37 (nach EN 10305-5)

Bestellhinweise
- Der nach der Montage sichtbare Würfel hat eine Kantenlänge von 20, 25 oder 30 mm.

Standard Colours
- *black*

Material
- *Base body: Polyamide (PA)*
- *Steel core: St 37 (according to EN 10305-5)*

Order informations
- *The cube visible after assembly has the edge length 20, 25 or 30 mm.*

Gruppe / Group: KVWASTK

Steckverbinder (rechter Winkel) für Vierkantrohre mit Abgang und Stahlkern
Connectors (right angle) for square tubes with outgoing unit and steel core

KVWASTK

KVWASTK

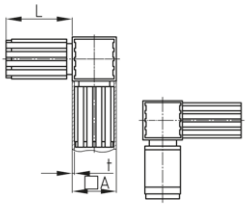

KVWASTK

Bestellnummer *Order Number*	A *A* mm	L *L* mm	t *t* mm
KVWA 20x1,5 STK	20	36	1,5
KVWA 25x1,5 STK	25	48	1,5

Standardfarben
- schwarz

Material
- Grundkörper: Polyamid (PA)
- Stahlkern: St 37 (nach EN 10305-5)

Bestellhinweise
- Der nach der Montage sichtbare Würfel hat eine Kantenlänge von 20, 25 oder 30 mm.

Standard Colours
- *black*

Material
- *Base body: Polyamide (PA)*
- *Steel core: St 37 (according to EN 10305-5)*

Order informations
- *The cube visible after assembly has the edge length 20, 25 or 30 mm.*

Gruppe / Group: KVTSTK

Steckverbinder (T-Stück) für Vierkantrohre mit Stahlkern
Connectors (T-piece) for square tubes with steel core

KVTSTK

KVTSTK

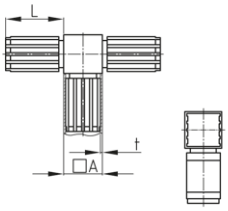

KVTSTK

Bestellnummer *Order Number*	A *A* mm	L *L* mm	t *t* mm
KVT 25x1,5 STK	25	48	1,5

Standardfarben
- schwarz

Material
- Grundkörper: Polyamid (PA)
- Stahlkern: St 37 (nach EN 10305-5)

Bestellhinweise
- Der nach der Montage sichtbare Würfel hat eine Kantenlänge von 20, 25 oder 30 mm.

Standard Colours
- *black*

Material
- *Base body: Polyamide (PA)*
- *Steel core: St 37 (according to EN 10305-5)*

Order informations
- *The cube visible after assembly has the edge length 20, 25 or 30 mm.*

Gruppe / Group: KVTASTK

Steckverbinder (T-Stück) für Vierkantrohre mit Abgang und Stahlkern
Connectors (T-piece) for square tubes with outgoing unit and steel core

KVTASTK

KVTASTK

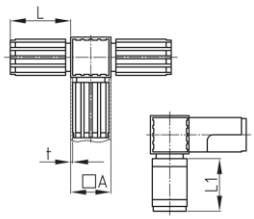

KVTASTK

Bestellnummer *Order Number*	A *A* mm	L *L* mm	L1 *L1* mm	t *t* mm
KVTA 25x1,5 STK	25	51	47	1,5

Standardfarben
- schwarz

Material
- Grundkörper: Polyamid (PA)
- Stahlkern: St 37 (nach EN 10305-5)

Bestellhinweise
- Der nach Montage sichtbare Würfel hat die Kantenlänge 25 mm.

Standard Colours
- *black*

Material
- *Base body: Polyamide (PA)*
- *Steel core: St 37 (according to EN 10305-5)*

Order informations
- *The cube visible after assembly has an edge length of 25 mm.*

Gruppe / Group: KVKSTK

Steckverbinder (Kreuz) für Vierkantrohre mit Stahlkern
Connectors (cross) for square tubes with steel core

KVKST

KVKST

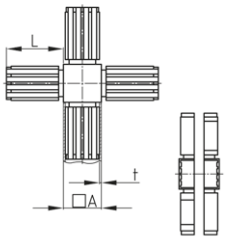

KVKSTK

Bestellnummer ***Order Number***	**A** ***A*** **mm**	**L** ***L*** **mm**	**t** ***t*** **mm**
KVK 25x1,5 STK	25	51	1,5

Standardfarben
- schwarz

Material
- Grundkörper: Polyamid (PA)
- Stahlkern: St 37 (nach EN 10305-5)

Bestellhinweise
- Der nach Montage sichtbare Würfel hat die Kantenlänge 25 mm.

Standard Colours
- *black*

Material
- *Base body: Polyamide (PA)*
- *Steel core: St 37 (according to EN 10305-5)*

Order informations
- *The cube visible after assembly has an edge length of 25 mm.*

Gruppe / Group: KGV/R

2-dimensionaler 2-Wege-Steckverbinder mit Gelenk für Rundrohr
2-dimensional 2-way connector with joint for round tube

Bestellnummer ***Order Number***	**α** ***α*** **°**	**D** ***D*** **mm**	**D1** ***D1*** **mm**	**L** ***L*** **mm**	**L1** ***L1*** **mm**	**L2** ***L2*** **mm**	**t** ***t*** **mm**
KGV 30x2	45-200	30	45	41	22,5	4	2

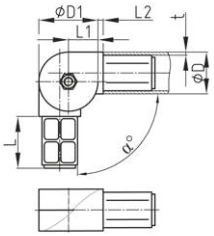

KGV/R

KGV/R

Standardfarben
- schwarz

Standard Colours
- *black*

Material
- Grundkörper: Polyamid 6 (PA 6)
- Schraube: Stahl verzinkt
- Mutter: Stahl verzinkt

Material
- *Base body: Polyamide (PA 6)*
- *Screw: zinc-plated steel*
- *Nut: zinc-plated steel*

Gruppe / Group: KGV/Q

2-dimensionaler 2-Wege-Steckverbinder mit Gelenk für Vierkantrohr
2-dimensional 2-way connector with joint for square tube

Bestellnummer ***Order Number***	**α** ***α*** **°**	**A** ***A*** **mm**	**D** ***D*** **mm**	**L** ***L*** **mm**	**L1** ***L1*** **mm**	**L2** ***L2*** **mm**	**t** ***t*** **mm**
KGV 30x30x2	45-200	30	42,5	42	21,25	3,5	2

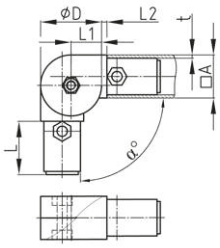

KGV/Q

KGV/Q

Standardfarben
- schwarz

Standard Colours
- *black*

Material
- Grundkörper: Polyamid 6 (PA 6)
- Mutter: Stahl verzinkt
- Schraube: Stahl verzinkt

Material
- *Base body: Polyamide (PA 6)*
- *Nut: zinc-plated steel*
- *Screw: zinc-plated steel*

Gruppe / Group: IBM

Blindmuttern mit Anschlagbund
Blind nuts with stop collar

IBM

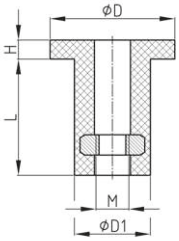

IBM

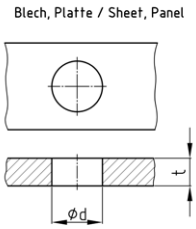

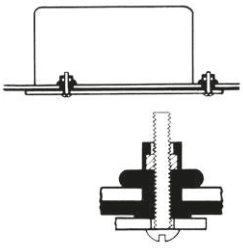

IBM

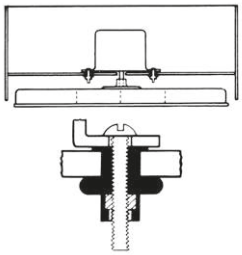

IBM

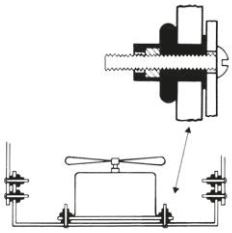

IBM

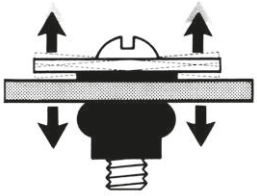

IBM

Bestellnummer *Order Number*	d *d* mm	D *D* mm	D1 *D1* mm	H *H* mm	L *L* mm	M *M*	t *t* mm
IBM 3004	8	11,5	7,9	1,6	11,1	M3	0,4-4,0
IBM 4039	8	11,1	7,9	1,3	11,4	M4	0,4-4,0
IBM 4139	8	19,1	7,9	1,5	12,7	M4	0,4-4,4
IBM 5049	9,6	12,7	9,5	0,9	13,1	M5	0,4-4,9
IBM 5058	9,6	19,1	9,5	4,8	15,8	M5	0,8-5,8
IBM 5057	9,6	19,1	9,5	2	15,7	M5	0,8-5,8

Bestellnummer *Order Number*	d *d* mm	D *D* mm	D1 *D1* mm	H *H* mm	L *L* mm	M *M*	t *t* mm
IBM 5059	9,6	14,3	9,5	1	15,9	M5	0,9-5,9
IBM 5114	9,6	14	9,5	0,9	20,6	M5	4,0-10,0
IBM 6028	12,8	16	12,7	1,3	14,7	M6	0,4-4,0
IBM 6047	12,8	18,8	12,7	4,8	16,3	M6	0,8-4,8
IBM 6116	12,8	16,1	12,7	1,3	25,4	M6	6,4-11,6
IBM 8047	15,9	22,2	15,8	3,2	15,2	M8	0,4-4,0

Standardfarben
- schwarz

Material
- Grundkörper: Neopren
- Gewinde: Messing

Standard Colours
- *black*

Material
- *Base body: Neoprene*
- *Thread: Brass*

Gruppe / Group: 96

Heftnieten
Dummy rivets

96

96-18

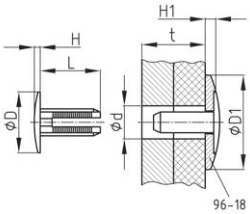

96

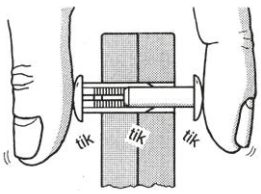

96

Bestellnummer *Order Number*	d *d* mm	D *D* mm	D1 *D1* mm	H *H* mm	H1 *H1* mm	L *L* mm	t *t* mm
96-6-10	7,0-7,2	10	–	1,6	–	5,4	5,5-7,3

Bestellnummer *Order Number*	d *d* mm	D *D* mm	D1 *D1* mm	H *H* mm	H1 *H1* mm	L *L* mm	t *t* mm
96-9-10	7,0-7,2	10,1	–	1,7	–	8,5	8,9-12,9

Gruppe / Group: 96

Bestellnummer *Order Number*	d *d* mm	D *D* mm	D1 *D1* mm	H *H* mm	H1 *H1* mm	L *L* mm	t *t* mm
96-13-10	7,0-7,2	10,2	–	1,6	–	12,4	12,8-20,5
96-20-10	7,0-7,2	10,3	–	1,7	–	19,8	20,2-34,4
96-6-55	5,5	10,2	–	1,2	–	5,4	5,7-7,3
96-9-55	5,5	10,3	–	1,1	–	8,5	8,9-12,9

Bestellnummer *Order Number*	d *d* mm	D *D* mm	D1 *D1* mm	H *H* mm	H1 *H1* mm	L *L* mm	t *t* mm
96-13-55	5,5	10,2	–	1,3	–	12,4	12,8-20,5
96-20-55	5,5	10,2	–	1,3	–	19,8	20,2-34,4
96-18	–	–	18,2	–	2,1	–	–

Standardfarben
- schwarz
- grau
- natur
- blau
- gelb
- rot

Material
- Polyamid (PA)

Bestellhinweise
- Preise gelten jeweils für 100 Stück (nicht für 100 Paar)

Standard Colours
- *black*
- *grey*
- *uncoloured*
- *blue*
- *yellow*
- *red*

Material
- *Polyamide (PA)*

Order informations
- *Prices are valid for 100 pieces (not for 100 pairs)*

Gruppe / Group: SPN

Spreiznieten aus Polyamid
Expanding rivets made of polyamide

SPN

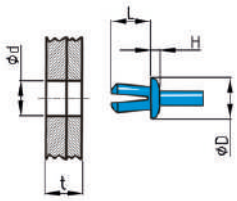

SPN

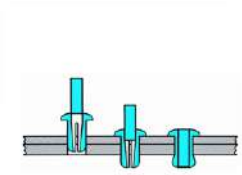

SPN

Bestellnummer *Order Number*	d *d* mm	D *D* mm	H *H* mm	L *L* mm	t *t* mm
SPN d3-D5	3	5	1,3	5,7	1-4
SPN d3,5-D6	3,5	6	1,3	6,8	1-5
SPN d3,6-D7,7	3,6	7,7	2	7	2-5,5
SPN d4-D6,5-L7,9	4	6,5	1,5	7,9	1,5-6
SPN d4,8-D7,1	4,8	7,1	1,2	11	4-8,7
SPN d4,8-D8,7	4,8	8,7	2,5	7,4	1,6-4,7
SPN d5-D7,1	5	7,1	2	7,4	1,5-5
SPN d5-D8,5	5	8,5	1,8	9,2	1,5-7

Bestellnummer *Order Number*	d *d* mm	D *D* mm	H *H* mm	L *L* mm	t *t* mm
SPN d5-D10,4-L11,5	5	10,4	2	11,5	4-6,5
SPN d6-D10	6	10	2,2	10,5	2-8
SPN d6-D11	6	11	2	10	3-7
SPN d6,4-D11	6,4	11	2	12	4-9,5
SPN d7-D12	7	12	2,6	11,8	2,5-9
SPN d7,1-D18	7,1	18	2,5	17,5	4-12
SPN d8-D13,5	8	13,5	3	13	3-10

Standardfarben
- schwarz
- natur

Material
- Polyamid 6.6 (PA 6.6)

Standard Colours
- *black*
- *uncoloured*

Material
- *Polyamide 6.6 (PA 6.6)*

Gruppe / Group: TBS

Treibstifte aus Polyamid
Drive fasteners made of polyamide

TBS

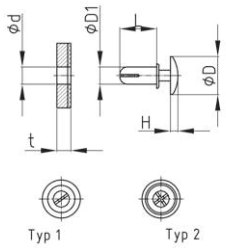

TBS

TBS

Bestellnummer *Order Number*	d *d* mm	D *D* mm	D1 *D1* mm	H *H* mm	L *L* mm	t *t* mm	Typ *Type*
TBS d3,1-D6,2-L3,7	3,1	6,4	3	1,6	3,5	1-2	1
TBS d3,1-D6,2-L4,5	3,1	6,4	3	1,6	4,5	2-3	1
TBS d3,1-D6,2-L5,5	3,1	6,4	3	1,6	5,6	3-4	1
TBS d3,6-D6,2-L3,7	3,6	6,4	3,5	1,6	3,5	1,2-2,1	2
TBS d3,6-D6,2-L4,6	3,6	6,4	3,5	1,6	4,5	2,1-3	2
TBS d3,6-D6,2-L5	3,6	6,4	3,5	1,6	5	2,7-3,6	2
TBS d3,6-D6,2-L5,5	3,6	6,4	3,5	1,6	5,6	3-4	2
TBS d3,6-D6,2-L6	3,6	6,4	3,5	1,6	6	3,7-4,6	2
TBS d3,6-D6,2-L7,1	3,6	6,4	3,5	1,6	7,2	4,5-5,5	2
TBS d4,1-D7,8-L5	4,1	8	4	1,8	5	2,5-3,5	2
TBS d4,1-D7,8-L6	4,1	8	4	1,8	6	3,5-4,5	2

Bestellnummer *Order Number*	d *d* mm	D *D* mm	D1 *D1* mm	H *H* mm	L *L* mm	t *t* mm	Typ *Type*
TBS d4,1-D8-L7	4,1	8	4	1,8	7,2	4,5-5,5	2
TBS d4,1-D8-L8	4,1	8	4	1,8	8	5,5-6,5	2
TBS d4,1-D8-L10	4,1	8	4	1,8	10	7,5-8,5	2
TBS d5,1-D9-L4,5	5,1	9	5	2,2	4,5	1,5-2,5	2
TBS d5,1-D9-L5,5	5,1	9	5	2,2	5,6	2,5-3,5	2
TBS d5,1-D9-L6,5	5,1	9	5	2,2	6,5	3,5-4,5	2
TBS d5,1-D9-L7,5	5,1	9	5	2,2	7,5	4,5-5,5	2
TBS d5,1-D9-L8,5	5,1	9	5	2,2	8,5	5,5-6,5	2
TBS d6,1-D12-L6	6,1	12	6	2,5	6	2,5-4	2
TBS d6,1-D12-L8	6,1	12	6	3	8	3,5-5,5	2

Standardfarben
- schwarz
- weiß

Material
- Polyamid 6 (PA 6)

Standard Colours
- *black*
- *white*

Material
- *Polyamide 6 (PA 6)*

Gruppe / Group: SBF

Schnellbefestiger, zweiteilig und demontierbar aus Polyamid/Polycarbonat
Quick fastener, two-piece and demountable made of polyamide/polycarbonate

SBF

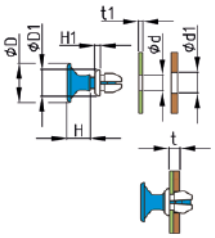

SBF



SBF

Bestellnummer *Order Number*	d *d* mm	d1 *d1* mm	D *D* mm	D1 *D1* mm	H *H* mm	H1 *H1* mm	t *t* mm	t1 *t1* mm
SBF F1 d7,6 / t1-1,5 / d1-8	7,6	8	16	-	9,5	-	1,9-4,2	1,5
SBF F2 d7,6 / t1-1,5 / d1-8	7,6	8	-	11	-	2	1,9-4,2	1,5
SBF F1 d7,6 / t1-2,5 / d1-8	7,6	8	16	-	10	-	3-5,2	2,5
SBF F2 d7,6 / t1-2,5 / d1-8	7,6	8	-	11	-	2	3-5,2	2,5

Gruppe / Group: SBF

Standardfarben
- schwarz RAL 9005
- signalweiß RAL 9003

Material
- Polyamid 6 (PA 6)
- Polycarbonat (PC)

Standard Colours
- *black RAL 9005*
- *signal white RAL 9003*

Material
- *Polyamide 6 (PA 6)*
- *Polycarbonate (PC)*

Gruppe / Group: 113

Schraubnieten
Screw-rivets

113

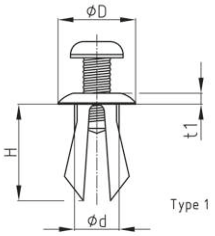

113

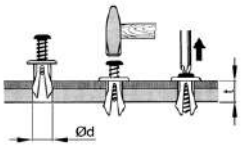

113

Bestellnummer *Order Number*	d *d* mm	D *D* mm	H *H* mm	t1 *t1* mm	t *t* mm
113-01	5	12	11	1,5	4-7
113-02	6	16	11	1,5	4-7
113-03	8	20	14	1,5	3-10
113-05	5	12,5	9,6	1,2	2-7

Bestellnummer *Order Number*	d *d* mm	D *D* mm	H *H* mm	t1 *t1* mm	t *t* mm
113-06	6	15	10,7	1,3	2-8
113-07	7	17,5	12,1	1,4	3-9
113-08	8	20	13,5	1,5	3-10

Standardfarben
- schwarz

Material
- Polyamid (PA)

Standard Colours
- *black*

Material
- *Polyamide (PA)*

Gruppe / Group: 137

Treibstifte aus POM
Drive fasteners made of POM

137

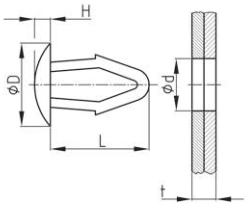

137

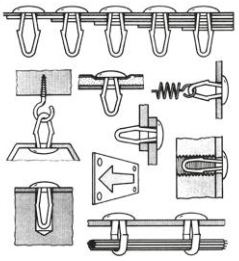

137

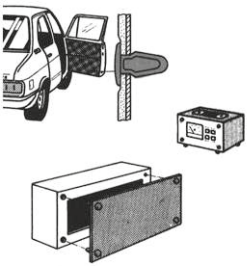

137

Bestellnummer *Order Number*	D *D* mm	d *d* mm	H *H* mm	L *L* mm	t *t* mm
137-01	8	3,2-3,3	1,5	13	1,0-4,5
137-02	9	3,9-4,0	1,6	14	1,0-5,0
137-03	10	4,7-4,8	1,7	15	1,0-5,5
137-03-1	10	4,7-4,8	3	15	1,0-5,5

Bestellnummer *Order Number*	D *D* mm	d *d* mm	H *H* mm	L *L* mm	t *t* mm
137-04	12	6,4-6,5	2	17	1,5-6,5
137-05	14	7,8-8,0	2,2	19	1,5-7,0
137-06	12	5,5	2	18	6,0-9,0

Fortsetzung nächste Seite / *Continue next page*

Gruppe / Group: 137 - siehe Vorseite / look at page before

Standardfarben
- schwarz
- natur

Material
- Polyoxymethylen (POM, auch Polyacetalharz)

Standard Colours
- *black*
- *uncoloured*

Material
- *Polyoxymethylene (POM, also Polyacetal)*

Gruppe / Group: 91/92

Treibstifte
Drive fasteners

91

92

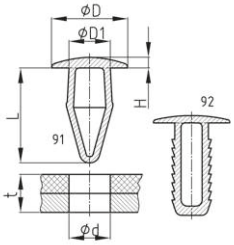

91/92

Bestellnummer *Order Number*	d *d* mm	D *D* mm	D1 *D1* mm	H *H* mm	L *L* mm	t *t* mm
91-00	2,8	7,9	2,6	1,3	12	0,8-3,6
91-01	3,4	7,6	3,2	1,1	13	2,4-5,8
91-02	3,4	10,3	3,2	2,5	11	0,9-4
91-03	3,4	10,3	3,2	4,8	11	0,9-4
91-04	5	9,5	4,8	1,5	11	1,5-3,5
91-06	5	9,5	4,8	1,5	11	0,8-4
91-07	5	14	4,8	2,2	15	3-6
91-10	5,2	14	5	3	15	0,5-3

Bestellnummer *Order Number*	d *d* mm	D *D* mm	D1 *D1* mm	H *H* mm	L *L* mm	t *t* mm
91-11	6,5	14	6,2	2,5	19	3-7
91-12	5,8	15	5,6	3	18	6-8,5
91-13	6,6	12,7	6,4	1,4	14	0,8-5
91-15	7,2	14,3	7	2	17	2-5,5
91-16	9,3	20	9	3	25	3-9
92-01	5,6	14	5,5	2	15	3-11
92-02	5,6	15,8	5,5	2	19	3-15
92-04	7	18	7,8	2	23	3-19

Standardfarben
- schwarz
- natur

Material
- Polyamid (PA)

Standard Colours
- *black*
- *uncoloured*

Material
- *Polyamide (PA)*

Gruppe / Group: HSK

Spitzkrampen
Pointed drive fasteners

HSK

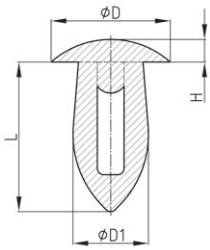

HSK

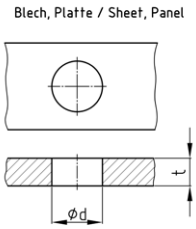

Bestellnummer *Order Number*	d *d* mm	D *D* mm	D1 *D1* mm	H *H* mm	L *L* mm	t *t* mm
HSK 0315	3-3,1	7,1	3,8	1,5	9,9	1,6-3,2
HSK 0302	3,3-3,4	7,1	4,1	1,5	9,9	1,6-3,2
HSK 0313	3,3-3,4	7,1	4,1	1,5	8,1	3,2-3,6
HSK 0304	3,8-4,1	7,1	4,6	1,5	10,2	1,6-3,7
HSK 0314	3,7	7,1	5	1,5	13,5	7,4-7,6
HSK 0311	4,6-4,9	9,4	5,2	1,5	13,2	4,2-4,7

Bestellnummer *Order Number*	d *d* mm	D *D* mm	D1 *D1* mm	H *H* mm	L *L* mm	t *t* mm
HSK 0307	5,4-5,6	9,4	5,7	1,5	11,4	1,6-3,2
HSK 0301	4,6-4,9	9,4	5,7	1,5	10,7	1,6-3,2
HSK 0316	6,4-6,6	15,5	6,2	1,7	20,6	9,1-9,7
HSK 0305	5,4-5,6	9,4	6,3	1,5	13,7	3,2-4,7
HSK 0309	6,4-6,6	12,3	7,4	1,5	14,6	3,2-4,7
HSK 0317	8,4-8,5	17,3	9,5	1,8	22,9	1,6-8,6

Standardfarben
- natur

Material
- Polyamid 6.6 (PA 6.6)

Standard Colours
- *uncoloured*

Material
- *Polyamide 6.6 (PA 6.6)*

Gruppe / Group: HPT

Plattenbefestiger (Tannenbaum-Clips)
Pine tree clips

HPT

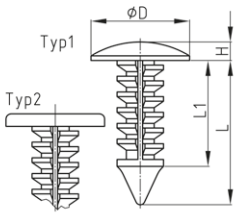

HPT

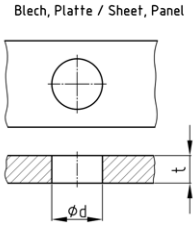

Bestellnummer *Order Number*	d *d* mm	D *D* mm	H *H* mm	L *L* mm	L1 *L1* mm	t *t* mm	Typ *Type*
HPT 27024020	3	5,5	1,5	16,8	14,5	4,0-12,0	2
HPT 27024250	5	10	1	12	8,3	1,6-6,4	1
HPT 27024030	5	11	1	12,6	9,2	1,7-8,0	2
HPT 27024050	5	11	1	17,8	14,5	1,5-11,0	2

Bestellnummer *Order Number*	d *d* mm	D *D* mm	H *H* mm	L *L* mm	L1 *L1* mm	t *t* mm	Typ *Type*
HPT 27024100	6,4	15,9	1,5	16,5	14,5	3,6-10,0	1
HPT 27024260	6,4	17,8	2,5	19,5	15	2,5-12,0	1
HPT 27024290	10	21,5	4	28,3	22,6	1,5-20,0	1

Standardfarben
- schwarz

Material
- Polyamid 6.6 (PA 6.6)

Standard Colours
- *black*

Material
- *Polyamide 6.6 (PA 6.6)*

Gruppe / Group: HBNH

Blindnieten
Blind rivets

HBNH

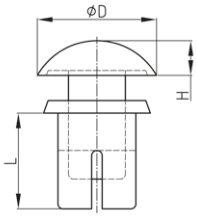

HBNH

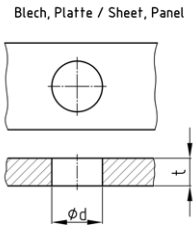

Bestellnummer *Order Number*	d *d* mm	D *D* mm	H *H* mm	L *L* mm	t *t* mm
HBNH 9020	2,7	5	1,4	3,2	1,0-1,8
HBNH 9022	2,7	5	1,4	4	1,8-2,6
HBNH 9026	2,7	5	1,4	5,6	3,4-4,2
HBNH 9028	3,1	6,4	1,6	3,5	1,0-2,0
HBNH 9030	3,1	6,4	1,6	4,5	2,0-3,0
HBNH 9034	3,1	6,4	1,6	6,5	4,0-5,0
HBNH 9038	3,1	6,4	1,6	8	5,5-6,5
HBNH 9046	3,6	6,4	1,6	4,5	2,0-3,0
HBNH 9048	3,6	6,4	1,6	5	2,5-3,5
HBNH 9050	3,6	6,4	1,6	5,5	3,0-4,0
HBNH 9054	3,6	6,4	1,6	7	4,5-5,5

Bestellnummer *Order Number*	d *d* mm	D *D* mm	H *H* mm	L *L* mm	t *t* mm
HBNH 9058	4,1	8	1,8	5	2,5-3,5
HBNH 9060	4,1	8	1,8	6	3,5-4,5
HBNH 9062	4,1	8	1,8	7	4,5-5,5
HBNH 9064	4,1	8	1,8	8	5,5-6,5
HBNH 9068	4,1	8	1,8	10	7,5-8,5
HBNH 9070	5,1	9	2,2	4,5	1,5-2,5
HBNH 9074	5,1	9	2,2	6,5	3,5-4,5
HBNH 9076	5,1	9	2,2	7,5	4,5-5,5
HBNH 9078	5,1	9	2,2	8,5	5,5-6,5
HBNH 9080	5,1	9	2,2	9,5	6,5-7,5
HBNH 9082	5,1	9	2,2	10,5	7,5-8,5

Standardfarben
- schwarz

Material
- Polyamid 6.6 (PA 6.6)

Standard Colours
- *black*

Material
- *Polyamide 6.6 (PA 6.6)*

Gruppe / Group: SH 120

Spanndrahthalter mit Edelstahl-Hakennagel
Tension wire holder with stainless steel hook nail

Bestellnummer *Order Number*	d *d* mm	D *D* mm	max. axiale Belastung *max. axial load* kg	max. radiale Belastung *max. radial load* kg
SH 120-4 (100 Pack)	8	4	130	90
SH 120-5 (100 Pack)	8	5	130	90

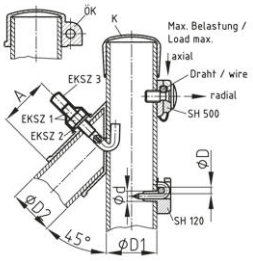

SH/MSH/SSH/EKS/K

SH120

Standardfarben
- schwarz RAL 9005
- verkehrsgrau A RAL 7042
- moosgrün RAL 6005

Standard Colours
- *black RAL 9005*
- *traffic grey A RAL 7042*
- *moss green RAL 6005*

Material
- Grundkörper: glasfaserverstärktes Polyamid (PA-GF)
- Nagel: Edelstahl

Material
- *Base body: glass fibre reinforced polyamide (PA-GF)*
- *Nail: stainless steel*

Gruppe / Group: SH 500

Spanndrahthalter für hohe Belastungen (wird ohne Schraube ausgeliefert)
Tension wire holder for high loads (supplied without screw)

Bestellnummer *Order Number*	D *D* mm	max. axiale Belastung *max. axial load* kg	max. radiale Belastung *max. radial load* kg
SH 500/2	4-5	500	250

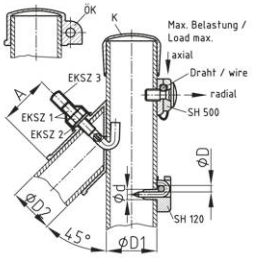

SH/SSH/EKSZ/K

SH500

Standardfarben
- moosgrün RAL 6005
- schwarz RAL 9005
- verkehrsgrau A RAL 7042

Standard Colours
- *moss green RAL 6005*
- *black RAL 9005*
- *traffic grey A RAL 7042*

Material
- Grundkörper: glasfaserverstärktes Polyamid (PA-GF)

Material
- *Base body: glass fibre reinforced polyamide (PA-GF)*

Gruppe / Group: ÖK

Ösenkappen
Eyelet caps

Bestellnummer *Order Number*	D1 *D1* mm
ÖK 42	42
ÖK 59	60

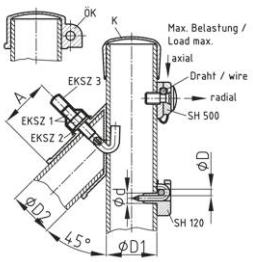

ÖK

ÖK

Standardfarben
- moosgrün RAL 6005
- schwarz RAL 9005

Standard Colours
- *moss green RAL 6005*
- *black RAL 9005*

Material
- Polyethylen (PE) mit UV-Stabilisator

Material
- *Polyethylene (PE) with UV-stabilizer*

Gruppe / Group: EKSZ

Zubehör für Schrägstützkappen
Accessories for inclined support caps

EKSZ

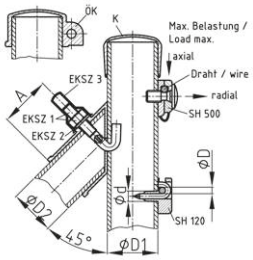

SH/MSH/SSH/K

Bestellnummer *Order Number*	
EKSZ 1	-
EKSZ 2	-
EKSZ 3	-

Material
- Schutzkappe: Weich-PVC (PVC-P)
- Scheibe: Polyamid (PA)
- Mutter: Stahl verzinkt
- Schraube: Stahl verzinkt

Material
- *Protection cap: plasticised PVC (PVC-P)*
- *Washers: Polyamide (PA)*
- *Nut: zinc-plated steel*
- *Screw: zinc-plated steel*



Diverse Kleinteile

Divers small parts

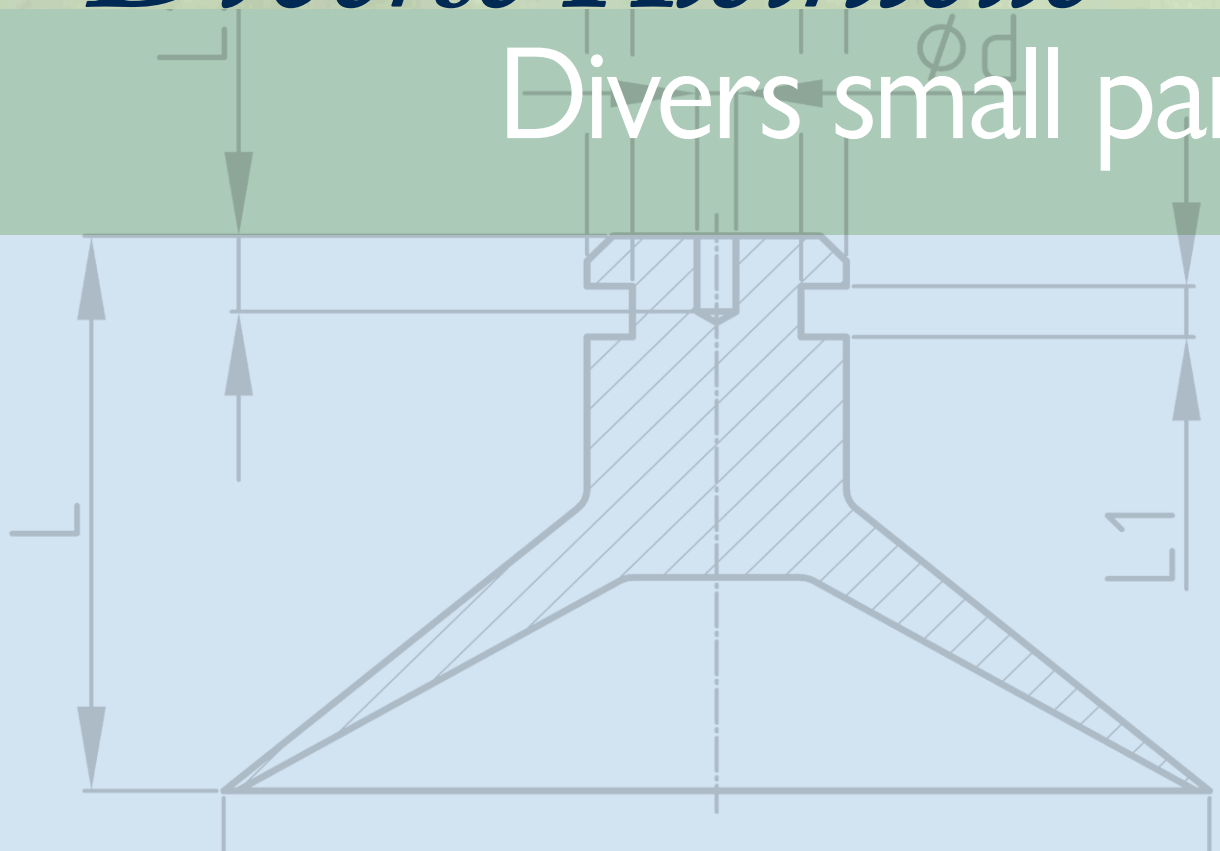

Gruppe / Group: S

Haftsauger
Suction pads

S

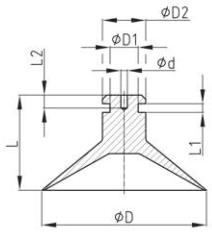

S

Bestellnummer *Order Number*	d *d* mm	D *D* mm	D1 *D1* mm	D2 *D2* mm	L *L* mm	L1 *L1* mm	L2 *L2* mm
S 38 6,5 /10 *	1,5	38	6,5	10	22	1,8	7

Standardfarben
- natur

Standard Colours
- *uncoloured*

Material
- Weich-PVC (PVC-P), ca. 60 Shore A

Material
- *Plasticised PVC (PVC-P), app. 60 Shore A*

Gruppe / Group: FBP

Tür- und Anschraubpuffer aus PVC (weich)
Door checks and screw-on buffer feet, PVC (soft)

FBP

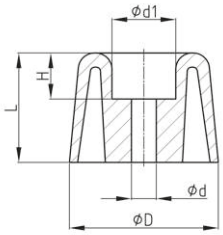

FBP

Bestellnummer *Order Number*	d *d* mm	d1 *d1* mm	D *D* mm	H *H* mm	L *L* mm
FBP 20x23	4,1	11	20	7,5	23
FBP 25x24	5,1	11	25	7,5	24
FBP 30x25	7,1	13	30	8,5	25

Standardfarben
- schwarz

Standard Colours
- *black*

Material
- Weich-PVC (PVC-P)

Material
- *Plasticised PVC (PVC-P)*

Gruppe / Group: PT

Anschraubfüße aus PVC (weich)
Screw-on feet, PVC (soft)

PT

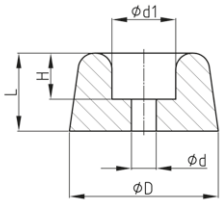

PT

Bestellnummer *Order Number*	d *d* mm	d1 *d1* mm	D *D* mm	H *H* mm	L *L* mm
PT 13x6	2,5	6	13	4,5	6
PT 18x8	3	7	18	5	8
PT 18,5x18	4	8	18,5	5,5	18
PT 19x10	4	8	19	5,5	10
PT 19x13	4	9	19	6	13
PT 21x11	3,5	9	21	7	11
PT 25x10	2	9,5	25	6	10
PT 29x12	5	13,5	29	6	12

Standardfarben
- schwarz

Standard Colours
- *black*

Material
- Weich-PVC (PVC-P)

Material
- *Plasticised PVC (PVC-P)*

Gruppe / Group: GAH

Konkave Glasauflagen
Concave glass rests

Bestellnummer *Order Number*	D *D* mm	d *d* mm	H *H* mm	L *L* mm
GAH 4x8 / 11x4	11	4	4	8
GAH 4x8 / 11x5	11	4	5	8
GAH 5x8 / 11x4	11	5	4	8
GAH 6x8 / 11x4	11	6	4	8
GAH 5x10 / 15x5	15	5	5	10
GAH 6x10 / 15x5	15	6	5	10
GAH 7x10 / 18x5	18	7	5	10

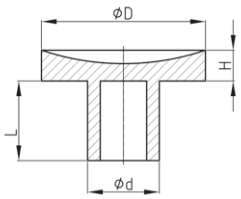

GAH

GAH

Standardfarben
- natur - glasklar

Standard Colours
- *naturally crystal clear*

Material
- Weich-PVC (PVC-P)

Material
- *Plasticised PVC (PVC-P)*

Gruppe / Group: GS

Konkave Glasauflagen
Concave glass rests

Bestellnummer *Order Number*	d *d* mm	D *D* mm	H *H* mm	L *L* mm
GS 12	6	12	2,5	5,5
GS 16	8	16	3	5,5
GS 20	10	20	3,5	5,5

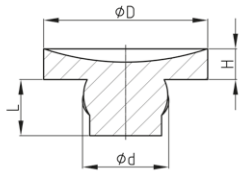

GS

GS

Standardfarben
- natur

Standard Colours
- *uncoloured*

Material
- Weich-PVC (PVC-P), ca. 60 Shore A

Material
- *Plasticised PVC (PVC-P), app. 60 Shore A*

Gruppe / Group: GS 2

Konvexe Glasauflagen (Pilzpuffer) und Dämpfungspuffer
Small convex glass rests (fungus like buffer) and damming buffers

Bestellnummer *Order Number*	d *d* mm	D *D* mm	H *H* mm	L *L* mm
GS2 12	6	12	2,7	5,5
GS2 16	8	16	2,7	5,5
GS2 20	10	20	3,5	5,5

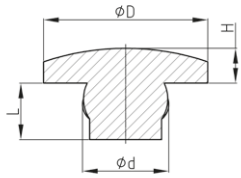

GS2

GS2

Standardfarben
- natur

Standard Colours
- *uncoloured*

Material
- Weich-PVC (PVC-P), ca. 60 Shore A

Material
- *Plasticised PVC (PVC-P), app. 60 Shore A*

Gruppe / Group: GVC

Konvexe Gleitschutzstopfen (Pilzpuffer) und Glasauflagen
Small convex nonslip stoppers (fungus like buffer) and glass rests

GVC

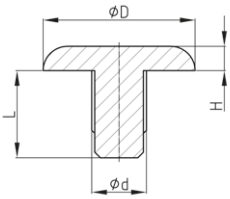

GVC

Bestellnummer *Order Number*	d *d* mm	D *D* mm	H *H* mm	L *L* mm
GVC 12	4	12	1,5	7

Standardfarben
- natur

Standard Colours
- *uncoloured*

Material
- Weich-PVC (PVC-P), ca. 60 Shore A

Material
- *Plasticised PVC (PVC-P), app. 60 Shore A*

Gruppe / Group: GUR

Konvexe Gleitschutzstopfen (Pilzpuffer) und Dämpfungspuffer
Convex nonslip stoppers (fungus like buffer) and damming buffers

GUR

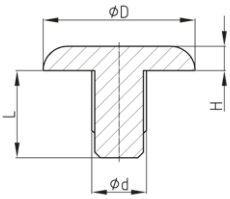

GUR

Bestellnummer *Order Number*	d *d* mm	D *D* mm	H *H* mm	L *L* mm
GUR 4 PU	4	12	2	7

Standardfarben
- natur

Standard Colours
- *uncoloured*

Material
- Polyurethan (PUR), ca. 85 Shore A

Material
- *Polyurethane (PUR), app. 85 Shore A*

Gruppe / Group: HGF

Gerätefüße und Apparatefüße aus verschiedenen Materialien
Device feet made of different materials

HGF Typ A

HGF Typ A

HGF Typ B + C

HGF Typ B + C

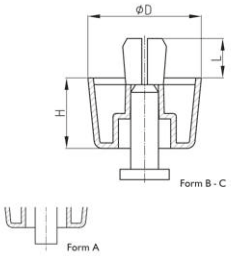

HGF

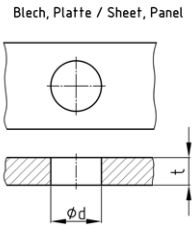

Gruppe / Group: HGF

Bestellnummer *Order Number*	d *d* mm	D *D* mm	H *H* mm	L *L* mm	t *t* mm	Typ *Type*
HGF 29009020 *	7,0	16	6,5	7	1,5-3,0	A
HGF 2543	7,8	25	5	23	0,8-1,2	B
HGF 2545	7,8	20	10	18	0,8-1,2	B
HGF 2549	8,1	20	15	18	0,8-1,2	C

Standardfarben
- schwarz

Material
- Typ A: Polyamid 6.6 + EVA-Einlage
- Typ B: Santopren
- Typ C: Vinyl

Standard Colours
- *black*

Material
- *Type A: Polyamide 6.6 + EVA inlay*
- *Type B: Santoprene*
- *Type C: Vinyl*

Gruppe / Group: GF

Geräte- und Apparatefüße
Device feet

Bestellnummer *Order Number*	d *d* mm	D *D* mm	H *H* mm	L *L* mm
Gerätefuß 10 / 12 / 3	10	12	3	8,5

Standardfarben
- schwarz RAL 9005

Material
- Weich-PVC (PVC-P), ca. 60 Shore A

Standard Colours
- *black RAL 9005*

Material
- *Plasticised PVC (PVC-P), app. 60 Shore A*

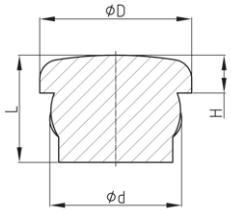

GF

GF

Gruppe / Group: EP

Gerätefüße, Apparatefüße, Tür- und Anschlagpuffer, Glasauflage, Abstandhalter, selbstklebend
Device feet, door- and drawer bumpers, glass rests, spacers, self-sealing

EP Typ 6

EP Typ 7

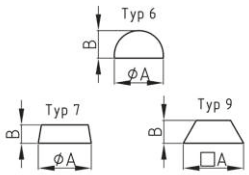

EP

Bestellnummer *Order Number*	A *A* mm	B *B* mm	Typ *Type*	Karte *Pad* Stück	Karton *Box* Stück
EP3007	8	1,6	6	50	5000
EP3008	8	2,2	6	400	14400
EP3079	8	2,5	6	480	13440
EP3011	10	3,2	6	364	15288
EP3115	11	5	6	276	8280
EP3150	16	8	6	126	3150
EP3190	19	9,5	6	90	1800
EP3120	10	1,8	7	350	10500

Bestellnummer *Order Number*	A *A* mm	B *B* mm	Typ *Type*	Karte *Pad* Stück	Karton *Box* Stück
EP3121	12	3,2	7	264	11088
EP3191	19	1,9	7	120	5040
EP3024	19	4	7	120	4200
EP3204	19,7	3	7	72	2520
EP3100	10	2,5	9	350	8400
EP3127	12,7	3,1	9	242	6050
EP3126	12,6	5,7	9	242	6050
EP3205	20,5	7,5	9	90	2520

Fortsetzung nächste Seite / *Continue next page*

Gruppe / Group: EP - siehe Vorseite / look at page before

Standardfarben
- natur
- schwarz

Material
- Polyurethan (PUR), ca. 85 Shore A

Bestellhinweise
- Die Artikel befinden sich auf vorgestanzten Karten mit geschützter/abgedeckter Klebefläche. Es können nur volle Karten geliefert werden.

Standard Colours
- *uncoloured*
- *black*

Material
- *Polyurethane (PUR), app. 85 Shore A*

Order informations
- *The articles are on pre-cut cards with protected/covered adhesive surface - Only full cards can be supplied.*

Gruppe / Group: UEP

Universelle Elastikpuffer, selbstklebend
Universal bumpers, self sealing



UEP Typ 1 + 2 | UEP Typ 3 + 4 | UEP Typ 5 + 6 | UEP Typ 7 + 8 | UEP Typ 9 (UEP 33)

Bestellnummer *Order Number*	A *A* mm	B *B* mm	Typ *Type*	Karte *Pad* Stück	Karton *Box* Stück
UEP34	9,5	3,2	1	300	6000
UEP35	9,5	4,8	1	200	5000
UEP1	12,7	3,5	1	200	5000
UEP1-SD	12,7	3,5	1	200	5000
UEP6	12,7	6,4	1	200	5000
UEP11	16,5	10,2	1	128	2560
UEP44	19,1	4,1	1	98	2450
UEP41	19,8	5,1	1	84	3360
UEP24	20,6	3	1	72	2520
UEP4	19,8	9,7	2	–	2000
UEP36	25,4	4,6	2	55	2310
UEP20	10,2	2,5	3	242	5082
UEP32	12,7	3	3	200	5000
UEP3	12,7	5,8	3	200	5000
UEP29	19,8	6,4	3	98	2940
UEP19	20,6	7,6	3	98	2646
UEP17	22,3	10,2	4	72	1440
UEP30	46	15,2	4	–	500

Bestellnummer *Order Number*	A *A* mm	B *B* mm	Typ *Type*	Karte *Pad* Stück	Karton *Box* Stück
UEP40	6,4	1,6	5	578	15028
UEP27	7,9	2,2	5	450	5400
UEP7	8,5	2,2	5	450	5400
UEP 10	10	3	5	288	7200
UEP5	12,7	1,5	5	200	5000
UEP39	19,1	1,9	5	84	5040
UEP12	9,5	3,8	6	288	7200
UEP12-SD	9,5	3,8	6	288	7200
UEP22	9,5	5,4	6	300	6000
UEP2	11,1	5,1	6	242	5082
UEP15	15,7	7,9	6	128	3200
UEP8	17,8	9,6	6	98	2254
UEP18	12,7	3,5	7	200	5000
UEP37	18,3	14,2	8	4	1500
UEP47	19,1	19,1	8	4	1000
UEP57	20	22,5	8	–	1000
UEP33-SD	12,7	3,8	9	200	5000

Standardfarben
- natur
- schwarz

Material
- Polyurethan (PUR), 65 - 70 Shore A
- SD: Polyurethan (PUR), 50 - 55 Shore A (nur naturfarben)

Bestellhinweise
- Die Artikel befinden sich auf vorgestanzten Karten mit geschützter/abgedeckter Klebefläche. Es können nur volle Karten geliefert werden.
- SD = geräuschdämpfende Gummipuffer - nur in Natur erhältlich!

Standard Colours
- *uncoloured*
- *black*

Material
- *Polyurethane (PUR), 65 - 70 Shore A*
- *SD: Polyurethane (PUR), 50 - 55 Shore A (only clear)*

Order informations
- *The articles are on pre-cut cards with protected/covered adhesive surface - Only full cards can be supplied.*
- *SD = Sound Dampening Rubber Bumpers - only available in nature!*

Gruppe / Group: UKP/OV

Ovale Universal-Klebeplättchen (elastisch und rutschfest)
Universal oval adhesive pads (elastic and non-slip)

Bestellnummer ***Order Number***	**A** ***A*** **mm**	**B** ***B*** **mm**	**H** ***H*** **mm**
UKP 25x12	25	12	3,5
UKP 25x15	25	15	3,5
UKP 31x17	31	17	3,5

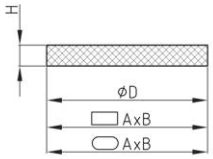

UKP/OV

UKP/OV

Standardfarben
- rotbraun

Standard Colours
- *red brown*

Material
- Polyurethan (PUR), ca. 80 Shore A
- Acrylatkleber

Material
- *Polyurethane (PUR), app. 80 Shore A*
- *acrylate adhesive*

Gruppe / Group: UKP/RE

Rechteckige Universal-Klebeplättchen (elastisch und rutschfest)
Universal rectangular adhesive pads (elastic and non-slip)

Bestellnummer ***Order Number***	**A** ***A*** **mm**	**B** ***B*** **mm**	**H** ***H*** **mm**
UKP 32x15	32	15	3,5

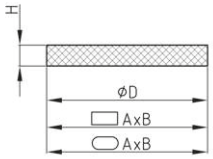

UKP/RE

UKP/RE

Standardfarben
- rotbraun

Standard Colours
- *red brown*

Material
- Polyurethan (PUR), ca. 80 Shore A
- Acrylatkleber

Material
- *Polyurethane (PUR), app. 80 Shore A*
- *acrylate adhesive*

Gruppe / Group: UKP/RU

Runde Universal-Klebeplättchen (elastisch und rutschfest)
Universal round adhesive pads (elastic and non-slip)

Bestellnummer ***Order Number***	**D** ***D*** **mm**	**H** ***H*** **mm**
UKP 15	15	3,5
UKP 18	18	3,5
UKP 20	20	3,5
UKP 21	21	3,5
UKP 24	24	3,5
UKP 25,5	25,5	3,5
UKP 28,5	28,5	3,5

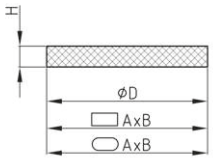

UKP/RU

UKP/RU

Standardfarben
- rotbraun

Standard Colours
- *red brown*

Material
- Polyurethan (PUR), ca. 80 Shore A
- Acrylatkleber

Material
- *Polyurethane (PUR), app. 80 Shore A*
- *acrylate adhesive*

Gruppe / Group: UKP/Q

Quadratische Universal-Klebeplättchen (elastisch und rutschfest)
Universal square adhesive pads (elastic and non-slip)

UKP/Q

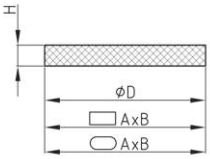

UKP/Q

Bestellnummer *Order Number*	A *A* mm	B *B* mm	H *H* mm
UKP 16x16	16	16	3,5
UKP 21x21	21	21	3,5
UKP 26x26	26	26	3,5
UKP 31x31	31	31	3,5

Standardfarben
- rotbraun

Standard Colours
- *red brown*

Material
- Polyurethan (PUR), ca. 80 Shore A
- Acrylatkleber

Material
- *Polyurethane (PUR), app. 80 Shore A*
- *acrylate adhesive*

Gruppe / Group: FZK/OV

Ovale selbstklebende Filzplättchen
Oval adhesive felt pads

FZK/OV

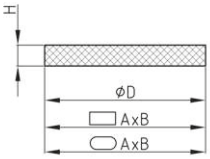

FZK/OV

Bestellnummer *Order Number*	A *A* mm	B *B* mm	H *H* mm
FZK 25x12	25	12	4
FZK 25x15	25	15	4
FZK 31x17	31	17	4

Standardfarben
- grau meliert

Standard Colours
- *flecked with grey*

Material
- Wollfilz
- Acrylatkleber

Material
- *Wool-felt*
- *acrylate adhesive*

Gruppe / Group: FZK/RE

Rechteckige selbstklebende Filzplättchen
Rectangular adhesive felt pads

FZK/RE

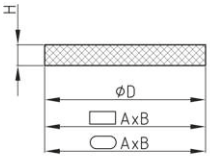

FZK/RE

Bestellnummer *Order Number*	A *A* mm	B *B* mm	H *H* mm
FZK 32x15	32	15	4
FZK 33,5x19	33,5	19	4

Standardfarben
- grau meliert

Standard Colours
- *flecked with grey*

Material
- Wollfilz
- Acrylatkleber

Material
- *Wool-felt*
- *acrylate adhesive*

Gruppe / Group: FZK/RU

Runde selbstklebende Filzplättchen
Round adhesive felt pads

Bestellnummer ***Order Number***	**D** ***D*** **mm**	**H** ***H*** **mm**
FZK 19,8	19,8	4
FZK 25,3	25,3	4
FZK 28	28	4

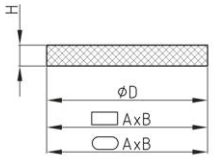

FZK/RU

FZK/RU

Standardfarben
- grau meliert

Standard Colours
- *flecked with grey*

Material
- Wollfilz
- Acrylatkleber

Material
- *Wool-felt*
- *acrylate adhesive*

Gruppe / Group: FZK/Q

Quadratische selbstklebende Filzplättchen
Square adhesive felt pads

Bestellnummer ***Order Number***	**A** ***A*** **mm**	**B** ***B*** **mm**	**H** ***H*** **mm**
FZK 16x16	16	16	4
FZK 21x21	21	21	4
FZK 26x26	26	26	4
FZK 31x31	31	31	4

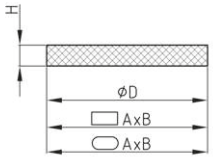

FZK/Q

FZK/Q

Standardfarben
- grau meliert

Standard Colours
- *flecked with grey*

Material
- Wollfilz
- Acrylatkleber

Material
- *Wool-felt*
- *acrylate adhesive*

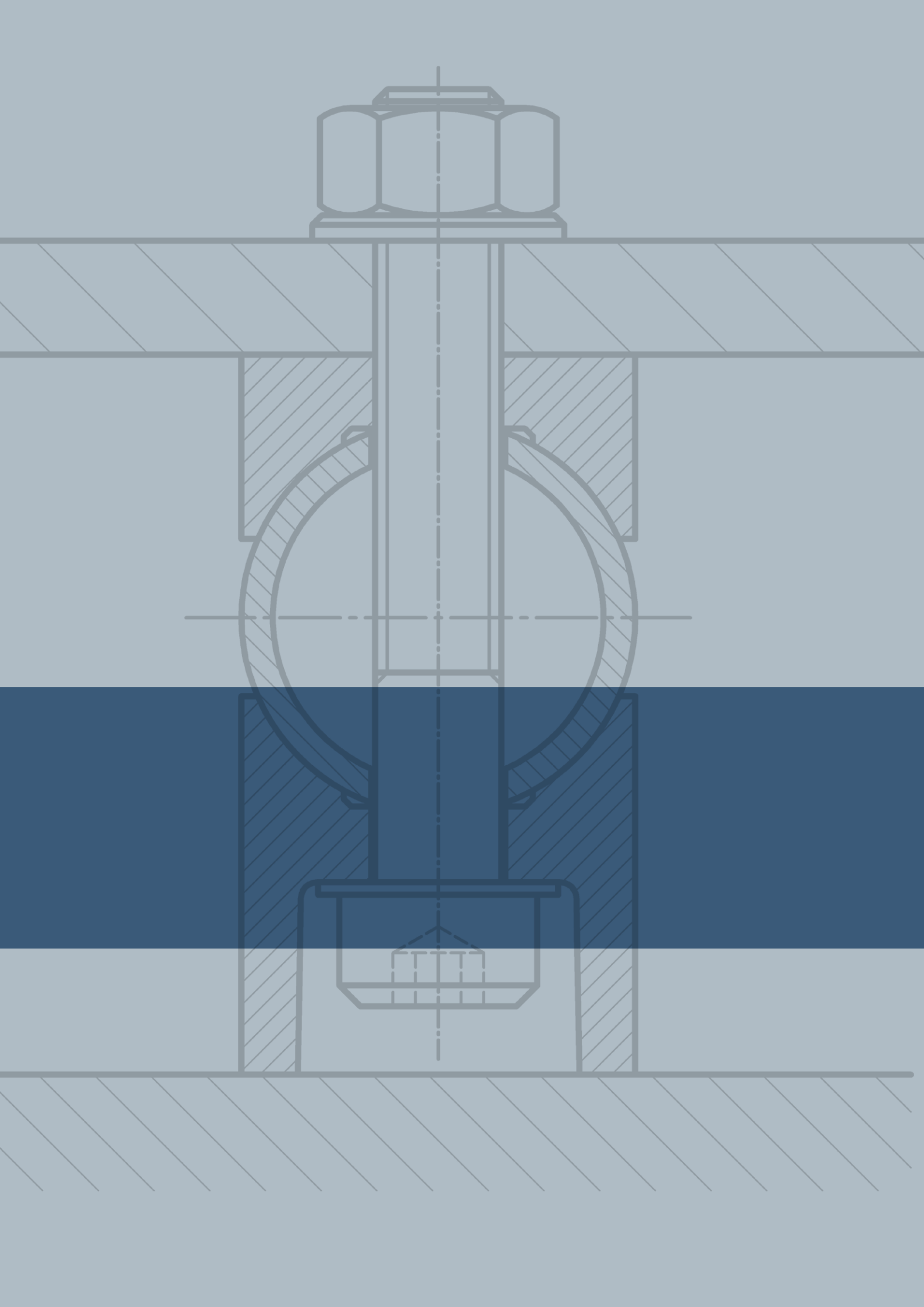

Distanzelemente

Spacing components

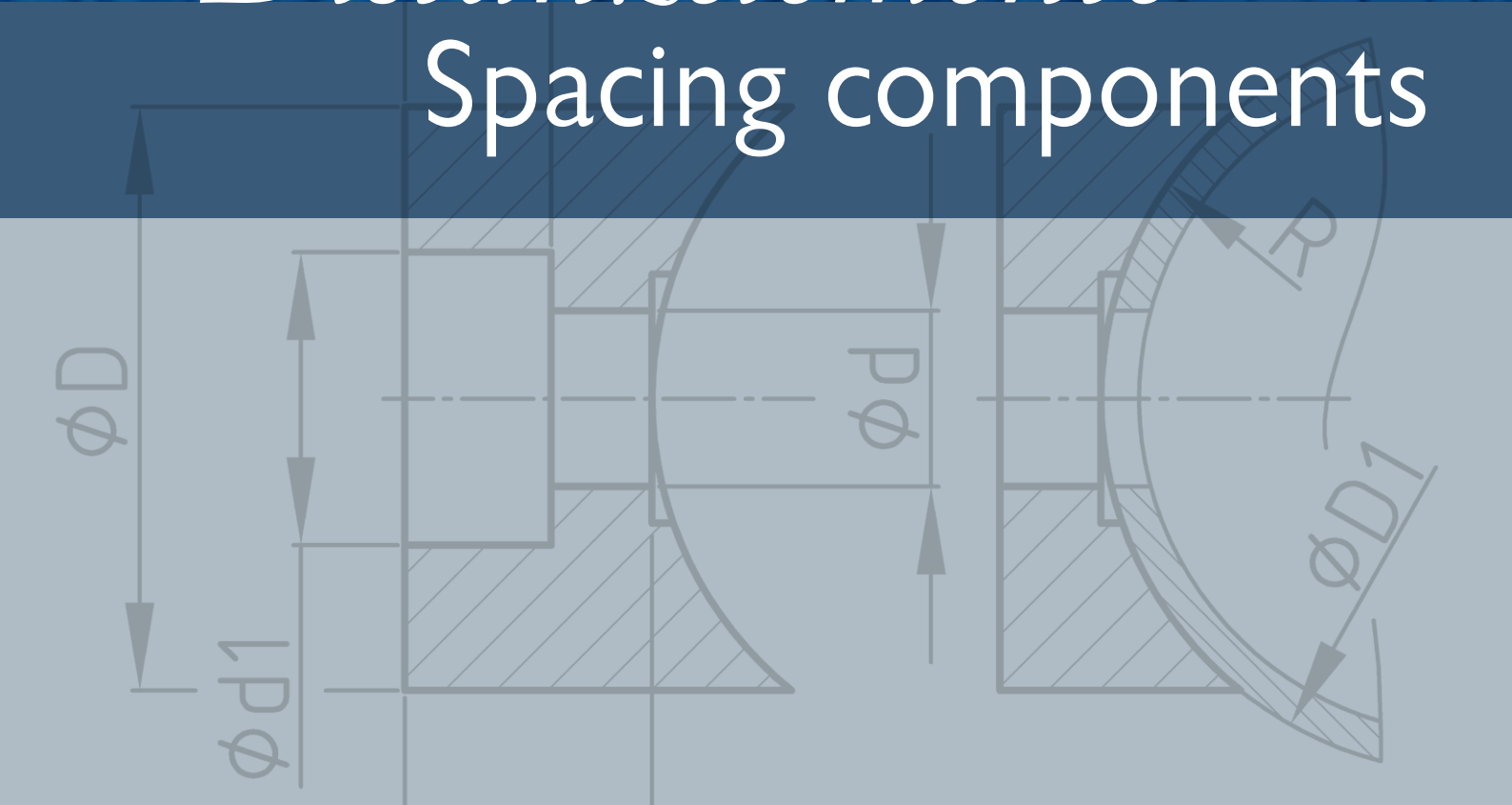

Gruppe / Group: BD/BRD/PD

Distanzstücke aus Polyamid (D = 5 - 50 mm, d = 2,5 - 25,2 mm, L = 0,5-30 mm)
Polyamide washers and spacers (D = 5 - 50 mm, d = 2,5 - 25,2 mm, L = 0,5-30 mm)

BD/BRD/PD

BD/BRD/PD

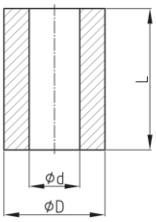

BD/BRD/PD

Bestellnummer *Order Number*	d *d* mm	D *D* mm	L *L* mm	M *M*
PD 03-2-2	2,5	8	1	M2,5
PD 41-2,5-1	2,7	5	0,5	M2,5
PD 41-2,5	2,7	5	1	M2,5
PD 31-2,5	2,7	5	1,5	M2,5
PD 03-2,5-1	2,7	6,5	0,5	M2,5
PD 03-2,5	2,7	6,8	1,1	M2,5
PD 31-3	3,2	5,5	2	M3
PD 41-3-1	3,2	6	0,5	M3
PD 41-3	3,2	6	1	M3
PD 03-3-5	3,2	7	0,5	M3
PD 03-3	3,2	7	1,4	M3
PD 32-3-1	3,2	9	0,8	M3
PD 32-3	3,2	9	1,5	M3
PD 33-3	3,2	15	1,5	M3
PD 03-3-3	3,3	8	1	M3
PD 03-4-1	4,1	10	1	M4
PD 31-4	4,3	7	2	M4
PD 41-4-1	4,3	8	0,5	M4
PD 41-4	4,3	8	1	M4
PD 03-4-7	4,3	9	0,8	M4
PD 03-4	4,3	9	1,4	M4
PD 32-4-1	4,3	12	1	M4
PD 32-4	4,3	12	1,5	M4
PD 33-4	4,3	18	2	M4
PD 03-4-4	4,9	9,5	1,4	M4
PD 03-4-2	4,9	12,7	1,4	M4
PD 03-4-5	4,9	12,7	3,2	M4
PD 03-4-3	4,9	15,9	2,5	M4
PD 03-4-6	4,9	22,2	1	M4
PD 03-5-3	5,2	10	1	M5
PD 31-5	5,3	8,5	2,5	M5
PD 41-5	5,3	10	1	M5
PD 03-5	5,3	11,5	1,4	M5
PD 32-5	5,3	15	1,5	M5
BD 5-15-2	5,3	15	2	M5
BD 5-15-3	5,3	15	3	M5
BD 5-15-4	5,3	15	4	M5
BD 5-15-5	5,3	15	5	M5
BD 5-15-6	5,3	15	6	M5
BD 5-15-7	5,3	15	7	M5
BD 5-15-8	5,3	15	8	M5
BD 5-15-9	5,3	15	9	M5
BD 5-15-10	5,3	15	10	M5
BD 5-15-11	5,3	15	11	M5

Bestellnummer *Order Number*	d *d* mm	D *D* mm	L *L* mm	M *M*
BD 5-15-12	5,3	15	12	M5
BD 5-15-13	5,3	15	13	M5
BD 5-15-14	5,3	15	14	M5
BD 5-15-15	5,3	15	15	M5
BD 5-15-16	5,3	15	16	M5
BD 5-15-17	5,3	15	17	M5
BD 5-15-18	5,3	15	18	M5
BD 5-15-19	5,3	15	19	M5
BD 5-15-20	5,3	15	20	M5
BD 5-15-21	5,3	15	21	M5
BD 5-15-22	5,3	15	22	M5
BD 5-15-23	5,3	15	23	M5
BD 5-15-24	5,3	15	24	M5
BD 5-15-25	5,3	15	25	M5
BD 5-15-26	5,3	15	26	M5
BD 5-15-27	5,3	15	27	M5
BD 5-15-28	5,3	15	28	M5
BD 5-15-29	5,3	15	29	M5
BD 5-15-30	5,3	15	30	M5
PD 33-5	5,3	25	2,5	M5
PD 31-6	6,4	10	2,8	M6
PD 41-6	6,4	11	1,5	M6
PD 03-6	6,4	12	1,6	M6
BD 6-12-2	6,4	12,5	2	M6
BD 6-12-3	6,4	12,5	3	M6
BD 6-12-4	6,4	12,5	4	M6
BD 6-12-5	6,4	12,5	5	M6
BD 6-12-6	6,4	12,5	6	M6
BD 6-12-7	6,4	12,5	7	M6
BD 6-12-8	6,4	12,5	8	M6
BD 6-12-9	6,4	12,5	9	M6
BD 6-12-10	6,4	12,5	10	M6
BD 6-12-11	6,4	12,5	11	M6
BD 6-12-12	6,4	12,5	12	M6
BD 6-12-13	6,4	12,5	13	M6
BD 6-12-14	6,4	12,5	14	M6
BD 6-12-15	6,4	12,5	15	M6
BD 6-12-16	6,4	12,5	16	M6
BD 6-12-17	6,4	12,5	17	M6
BD 6-12-18	6,4	12,5	18	M6
BD 6-12-19	6,4	12,5	19	M6
BD 6-12-20	6,4	12,5	20	M6
BD 6-12-21	6,4	12,5	21	M6
BD 6-12-22	6,4	12,5	22	M6

Bestellnummer *Order Number*	d *d* mm	D *D* mm	L *L* mm	M *M*
BD 6-12-23	6,4	12,5	23	M6
BD 6-12-24	6,4	12,5	24	M6
BD 6-12-25	6,4	12,5	25	M6
BD 6-12-26	6,4	12,5	26	M6
BD 6-12-27	6,4	12,5	27	M6
BD 6-12-28	6,4	12,5	28	M6
BD 6-12-29	6,4	12,5	29	M6
BD 6-12-30	6,4	12,5	30	M6
BRD 6-18-1,6	6,4	18	1,6	M6
PD 32-6	6,4	18	2	M6
PD 33-6	6,4	30	3	M6
PD 03-6-6	6,5	14	1	M6
PD 03-6-8	6,6	14,3	1,4	M6
PD 03-8-12	8,1	14	1	M8
PD 31-8	8,4	13	2,5	M8
PD 41-8	8,4	15	1,5	M8
PD 03-8	8,4	17	2	M8
BRD 8-25-2	8,4	24	2	M8
PD 32-8	8,4	25	2,5	M8
PD 33-8	8,4	40	3	M8
PD 03-8-13	9,6	18	1,2	M8
PD 03-10-1	10,2	17	2	M10
PD 41-10	10,5	18	1,5	M10
BRD 10-21-2	10,5	20	2	M10
PD 03-10	10,5	21	2,5	M10
BRD 10-30-2,5	10,5	30	2,5	M10
PD 32-10	10,5	30	3	M10
PD 03-10-7	11,2	18	1,2	M10
PD 03-12-4	12,2	24	1,3	M12
PD 03-12	13	24	2,5	M12
PD 32-12	13	40	3	M12
PD 03-12-5	13,2	24	1,3	M12
PD 03-14	15	28	2,5	M14
PD 03-14-3	15,2	26	1,4	M14
PD 03-16	17	30	3	M16
BRD 16-50-3	17	50	3	M16
PD 03-16-5	17,2	26	1,4	M16
PD 03-18-5	19,2	34	1,5	M18
BRD 18-34-3	19	34	3	M18
PD 03-20	21	37	3	M20
PD 03-20-3	21,2	34	1,5	M20
PD 03-22-3	22,2	34	1,5	M22
PD 03-22-4	23,2	38	1,7	M22
PD 03-25-4	25,2	40	1,7	M25

Standardfarben
- natur

Standard Colours
- *uncoloured*

Gruppe / Group: BD/BRD/PD

Material
- Polyamid (PA)

Material
- *Polyamide (PA)*

Gruppe / Group: 05

Distanzstücke aus unterschiedlichen Werkstoffen (Polyamid, POM, D = 4 - 25 mm, d = 2,6 - 12,8 mm, L = 2-50 mm)
Washers and spacers made of different materials pollyamide, POM, D = 4 - 25 mm, d = 2,6 - 12,8 mm, L = 2-50 mm)

05

05

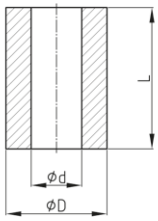

05

Bestellnummer *Order Number*	d *d* mm	D *D* mm	L *L* mm	M *M*
05-2,5-4-2	2,6	4	2	M2,5
05-2,5-4-3	2,6	4	3	M2,5
05-2,5-4-5	2,6	4	5	M2,5
05-2,5-4-7,5	2,6	4	7,5	M2,5
05-2,5-4-10	2,6	4	10	M2,5
05-2,5-4-15	2,6	4	15	M2,5
05-2,5-4-20	2,6	4	20	M2,5
05-2,5-4-25	2,6	4	25	M2,5
05-2,5-4-30	2,6	4	30	M2,5
05-2,5-5-2	2,6	5	2	M2,5
05-2,5-5-3	2,6	5	3	M2,5
05-2,5-5-5	2,6	5	5	M2,5
05-2,5-5-7,5	2,6	5	7,5	M2,5
05-2,5-5-10	2,6	5	10	M2,5
05-2,5-5-15	2,6	5	15	M2,5
05-2,5-5-20	2,6	5	20	M2,5
05-2,5-5-25	2,6	5	25	M2,5
05-2,5-5-30	2,6	5	30	M2,5
05-3-5-2	3,2	5	2	M3
05-3-5-3	3,2	5	3	M3
05-3-5-5	3,2	5	5	M3
05-3-5-7,5	3,2	5	7,5	M3
05-3-5-10	3,2	5	10	M3
05-3-5-15	3,2	5	15	M3
05-3-5-20	3,2	5	20	M3
05-3-5-25	3,2	5	25	M3
05-3-5-30	3,2	5	30	M3
05-3-6-2	3,2	6	2	M3
05-3-6-3	3,2	6	3	M3
05-3-6-5	3,2	6	5	M3
05-3-6-7,5	3,2	6	7,5	M3
05-3-6-10	3,2	6	10	M3
05-3-6-15	3,2	6	15	M3
05-3-6-20	3,2	6	20	M3
05-3-6-25	3,2	6	25	M3
05-3-6-30	3,2	6	30	M3
05-3-8-3	3,2	8	3	M3
05-3-8-5	3,2	8	5	M3
05-3-8-7,5	3,2	8	7,5	M3
05-3-8-10	3,2	8	10	M3

Bestellnummer *Order Number*	d *d* mm	D *D* mm	L *L* mm	M *M*
05-3-8-15	3,2	8	15	M3
05-3-8-20	3,2	8	20	M3
05-3-8-25	3,2	8	25	M3
05-3-8-30	3,2	8	30	M3
05-3,5-6-3	3,6	6	3	M3,5
05-3,5-6-5	3,6	6	5	M3,5
05-3,5-6-7,5	3,6	6	7,5	M3,5
05-3,5-6-10	3,6	6	10	M3,5
05-3,5-6-15	3,6	6	15	M3,5
05-3,5-6-20	3,6	6	20	M3,5
05-3,5-6-25	3,6	6	25	M3,5
05-3,5-6-30	3,6	6	30	M3,5
05-4-8-3	4,3	8	3	M4
05-4-8-5	4,3	8	5	M4
05-4-8-7,5	4,3	8	7,5	M4
05-4-8-10	4,3	8	10	M4
05-4-8-12	4,3	8	12	M4
05-4-8-15	4,3	8	15	M4
05-4-8-20	4,3	8	20	M4
05-4-8-25	4,3	8	25	M4
05-4-8-30	4,3	8	30	M4
05-5-10-3	5,3	10	3	M5
05-5-10-5	5,3	10	5	M5
05-5-10-7,5	5,3	10	7,5	M5
05-5-10-10	5,3	10	10	M5
05-5-10-15	5,3	10	15	M5
05-5-10-20	5,3	10	20	M5
05-5-10-25	5,3	10	25	M5
05-5-10-30	5,3	10	30	M5
05-6-10-3	6,3	10	3	M6
05-6-10-5	6,3	10	5	M6
05-6-10-7,5	6,3	10	7,5	M6
05-6-10-10	6,3	10	10	M6
05-6-10-15	6,3	10	15	M6
05-6-10-20	6,3	10	20	M6
05-6-10-25	6,3	10	25	M6
05-6-10-30	6,3	10	30	M6
05-6-15-3	6,5	15	3	M6
05-6-15-5	6,5	15	5	M6
05-6-15-7,5	6,5	15	7,5	M6

Bestellnummer *Order Number*	d *d* mm	D *D* mm	L *L* mm	M *M*
05-6-15-10	6,5	15	10	M6
05-6-15-15	6,5	15	15	M6
05-6-15-20	6,5	15	20	M6
05-6-15-25	6,5	15	25	M6
05-6-15-30	6,5	15	30	M6
05-8-12-3	8,3	12	3	M8
05-8-12-5	8,3	12	5	M8
05-8-12-7,5	8,3	12	7,5	M8
05-8-12-10	8,3	12	10	M8
05-8-12-15	8,3	12	15	M8
05-8-12-20	8,3	12	20	M8
05-8-12-25	8,3	12	25	M8
05-8-12-30	8,3	12	30	M8
05-8-18-3	8,3	18	3	M8
05-8-18-5	8,3	18	5	M8
05-8-18-7,5	8,3	18	7,5	M8
05-8-18-10	8,3	18	10	M8
05-8-18-15	8,3	18	15	M8
05-8-18-20	8,3	18	20	M8
05-8-18-25	8,3	18	25	M8
05-8-18-30	8,3	18	30	M8
05-10-15-3	10,4	15	3	M10
05-10-15-5	10,4	15	5	M10
05-10-15-7,5	10,4	15	7,5	M10
05-10-15-10	10,4	15	10	M10
05-10-15-15	10,4	15	15	M10
05-10-15-20	10,4	15	20	M10
05-10-15-25	10,4	15	25	M10
05-10-15-30	10,4	15	30	M10
05-10-22-5	10,4	22	5	M10
05-10-22-10	10,4	22	10	M10
05-10-22-15	10,4	22	15	M10
05-10-22-20	10,4	22	20	M10
05-10-22-25	10,4	22	25	M10
05-10-22-30	10,4	22	30	M10
05-10-22-35	10,4	22	35	M10
05-10-22-40	10,4	22	40	M10
05-10-22-45	10,4	22	45	M10
05-10-22-50	10,4	22	50	M10
05-12-18-3	12,8	18	3	M12

Fortsetzung nächste Seite / *Continue next page*

Gruppe / Group: 05 - siehe Vorseite / look at page before

Bestellnummer *Order Number*	d *d* mm	D *D* mm	L *L* mm	M *M*
05-12-18-5	12,8	18	5	M12
05-12-18-7,5	12,8	18	7,5	M12
05-12-18-10	12,8	18	10	M12
05-12-18-15	12,8	18	15	M12
05-12-18-20	12,8	18	20	M12
05-12-18-25	12,8	18	25	M12

Bestellnummer *Order Number*	d *d* mm	D *D* mm	L *L* mm	M *M*
05-12-18-30	12,8	18	30	M12
05-12-25-5	12,8	25	5	M12
05-12-25-10	12,8	25	10	M12
05-12-25-15	12,8	25	15	M12
05-12-25-20	12,8	25	20	M12
05-12-25-25	12,8	25	25	M12

Bestellnummer *Order Number*	d *d* mm	D *D* mm	L *L* mm	M *M*
05-12-25-30	12,8	25	30	M12
05-12-25-35	12,8	25	35	M12
05-12-25-40	12,8	25	40	M12
05-12-25-45	12,8	25	45	M12
05-12-25-50	12,8	25	50	M12

Standardfarben
- natur

Material
- Polyamid (PA)
- Polyoxymethylen (POM, auch Polyacetalharz)

Standard Colours
- *uncoloured*

Material
- *Polyamide (PA)*
- *Polyoxymethylene (POM, also Polyacetal)*

Gruppe / Group: 53

Distanzstücke aus Polyamid (D = 25 mm, d = 13 mm, L = 3-28 mm)
Nylon washers and spacers (D = 25 mm, d = 13 mm, L = 3-28 mm)

53

53

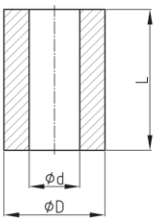

53

Bestellnummer *Order Number*	d *d* mm	D *D* mm	L *L* mm	M *M*
53-0030	13	25	3	M12
53-0040	13	25	4	M12
53-0050	13	25	5	M12
53-0060	13	25	6	M12
53-0070	13	25	7	M12
53-0080	13	25	8	M12
53-0090	13	25	9	M12
53-0100	13	25	10	M12
53-0110	13	25	11	M12

Bestellnummer *Order Number*	d *d* mm	D *D* mm	L *L* mm	M *M*
53-0120	13	25	12	M12
53-0130	13	25	13	M12
53-0140	13	25	14	M12
53-0150	13	25	15	M12
53-0160	13	25	16	M12
53-0170	13	25	17	M12
53-0180	13	25	18	M12
53-0190	13	25	19	M12
53-0200	13	25	20	M12

Bestellnummer *Order Number*	d *d* mm	D *D* mm	L *L* mm	M *M*
53-0210	13	25	21	M12
53-0220	13	25	22	M12
53-0230	13	25	23	M12
53-0240	13	25	24	M12
53-0250	13	25	25	M12
53-0260	13	25	26	M12
53-0270	13	25	27	M12
53-0280	13	25	28	M12

Standardfarben
- schwarz

Material
- Polyamid (PA)

Standard Colours
- *black*

Material
- *Polyamide (PA)*

Gruppe / Group: 50

Distanzstücke aus HD-Polyethylen (D = 10 mm, d = 5 mm, L = 3-30 mm)
HD-Polyethylene washers and spacers (D = 10 mm, d = 5 mm, L = 3-30 mm)

50

50

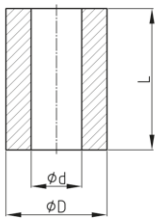

50

Bestellnummer *Order Number*	d *d* mm	D *D* mm	L *L* mm	M *M*
50-0030	5	10	3	M5
50-0040	5	10	4	M5
50-0050	5	10	5	M5
50-0060	5	10	6	M5
50-0070	5	10	7	M5
50-0080	5	10	8	M5
50-0090	5	10	9	M5
50-0100	5	10	10	M5
50-0110	5	10	11	M5
50-0120	5	10	12	M5

Bestellnummer *Order Number*	d *d* mm	D *D* mm	L *L* mm	M *M*
50-0130	5	10	13	M5
50-0140	5	10	14	M5
50-0150	5	10	15	M5
50-0160	5	10	16	M5
50-0170	5	10	17	M5
50-0180	5	10	18	M5
50-0190	5	10	19	M5
50-0200	5	10	20	M5
50-0210	5	10	21	M5
50-0220	5	10	22	M5

Bestellnummer *Order Number*	d *d* mm	D *D* mm	L *L* mm	M *M*
50-0230	5	10	23	M5
50-0240	5	10	24	M5
50-0250	5	10	25	M5
50-0260	5	10	26	M5
50-0270	5	10	27	M5
50-0280	5	10	28	M5
50-0290	5	10	29	M5
50-0300	5	10	30	M5

Standardfarben
- schwarz

Material
- HD-Polyethylen (PE-HD)

Standard Colours
- *black*

Material
- *HD-Polyethylene (PE-HD)*

Gruppe / Group: 51

Distanzstücke aus HD-Polyethylen (D = 20 mm, d = 5 mm, L = 3-27 mm)
HD-Polyethylene washers and spacers (D = 20 mm, d = 5 mm, L = 3-27 mm)

51

51

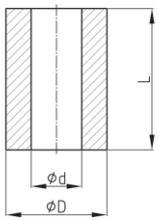

51

Bestellnummer *Order Number*	d *d* mm	D *D* mm	L *L* mm	M *M*
51-0030	5	20	3	M5
51-0040	5	20	4	M5
51-0050	5	20	5	M5
51-0060	5	20	6	M5
51-0070	5	20	7	M5
51-0080	5	20	8	M5
51-0090	5	20	9	M5
51-0100	5	20	10	M5
51-0110	5	20	11	M5

Bestellnummer *Order Number*	d *d* mm	D *D* mm	L *L* mm	M *M*
51-0120	5	20	12	M5
51-0130	5	20	13	M5
51-0140	5	20	14	M5
51-0150	5	20	15	M5
51-0160	5	20	16	M5
51-0170	5	20	17	M5
51-0180	5	20	18	M5
51-0190	5	20	19	M5
51-0200	5	20	20	M5

Bestellnummer *Order Number*	d *d* mm	D *D* mm	L *L* mm	M *M*
51-0210	5	20	21	M5
51-0220	5	20	22	M5
51-0230	5	20	23	M5
51-0240	5	20	24	M5
51-0250	5	20	25	M5
51-0260	5	20	26	M5
51-0270	5	20	27	M5

Fortsetzung nächste Seite / *Continue next page*

Gruppe / Group: 51 - siehe Vorseite / look at page before

Standardfarben
- schwarz

Material
- HD-Polyethylen (PE-HD)

Standard Colours
- *black*

Material
- *HD-Polyethylene (PE-HD)*

Gruppe / Group: 60

Distanzstücke aus HD-Polyethylen (D = 10 mm, d = 6 mm, L = 2,5-30 mm)
HD-Polyethylene washers and spacers (D = 10 mm, d = 6 mm, L = 2,5-30 mm)

60

60

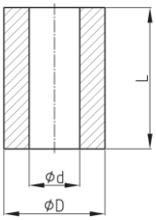

60

Bestellnummer *Order Number*	d *d* mm	D *D* mm	L *L* mm	M *M*
60-0025	6	10	2,5	M6
60-0030	6	10	3	M6
60-0040	6	10	4	M6
60-0050	6	10	5	M6
60-0060	6	10	6	M6
60-0070	6	10	7	M6
60-0080	6	10	8	M6
60-0090	6	10	9	M6
60-0100	6	10	10	M6
60-0110	6	10	11	M6

Bestellnummer *Order Number*	d *d* mm	D *D* mm	L *L* mm	M *M*
60-0120	6	10	12	M6
60-0130	6	10	13	M6
60-0140	6	10	14	M6
60-0150	6	10	15	M6
60-0160	6	10	16	M6
60-0170	6	10	17	M6
60-0180	6	10	18	M6
60-0190	6	10	19	M6
60-0200	6	10	20	M6
60-0210	6	10	21	M6

Bestellnummer *Order Number*	d *d* mm	D *D* mm	L *L* mm	M *M*
60-0220	6	10	22	M6
60-0230	6	10	23	M6
60-0240	6	10	24	M6
60-0250	6	10	25	M6
60-0260	6	10	26	M6
60-0270	6	10	27	M6
60-0280	6	10	28	M6
60-0290	6	10	29	M6
60-0300	6	10	30	M6

Standardfarben
- schwarz

Material
- HD-Polyethylen (PE-HD)

Standard Colours
- *black*

Material
- *HD-Polyethylene (PE-HD)*

Gruppe / Group: 63

Distanzstücke aus HD-Polyethylen (D = 15 mm, d = 6 mm, L = 4-30 mm)
HD-Polyethylene washers and spacers (D = 15 mm, d = 6 mm, L = 4-30 mm)

63

63

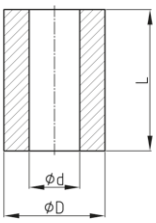

63

Bestellnummer *Order Number*	d *d* mm	D *D* mm	L *L* mm	M *M*
63-0040	6	15	4	M6

Bestellnummer *Order Number*	d *d* mm	D *D* mm	L *L* mm	M *M*
63-0050	6	15	5	M6

Bestellnummer *Order Number*	d *d* mm	D *D* mm	L *L* mm	M *M*
63-0060	6	15	6	M6

Gruppe / Group: 63

Bestellnummer *Order Number*	d *d* mm	D *D* mm	L *L* mm	M *M*	Bestellnummer *Order Number*	d *d* mm	D *D* mm	L *L* mm	M *M*	Bestellnummer *Order Number*	d *d* mm	D *D* mm	L *L* mm	M *M*
63-0070	6	15	7	M6	63-0150	6	15	15	M6	63-0230	6	15	23	M6
63-0080	6	15	8	M6	63-0160	6	15	16	M6	63-0240	6	15	24	M6
63-0090	6	15	9	M6	63-0170	6	15	17	M6	63-0250	6	15	25	M6
63-0100	6	15	10	M6	63-0180	6	15	18	M6	63-0260	6	15	26	M6
63-0110	6	15	11	M6	63-0190	6	15	19	M6	63-0270	6	15	27	M6
63-0120	6	15	12	M6	63-0200	6	15	20	M6	63-0280	6	15	28	M6
63-0130	6	15	13	M6	63-0210	6	15	21	M6	63-0290	6	15	29	M6
63-0140	6	15	14	M6	63-0220	6	15	22	M6	63-0300	6	15	30	M6

Standardfarben
- schwarz

Material
- HD-Polyethylen (PE-HD)

Standard Colours
- *black*

Material
- *HD-Polyethylene (PE-HD)*

Gruppe / Group: 64

Distanzstücke aus HD-Polyethylen (D = 12 mm, d = 6,5 mm, L = 2,5-26 mm)
HD-Polyethylene washers and spacers (D = 12 mm, d = 6,5 mm, L = 2,5-26 mm)

64

64

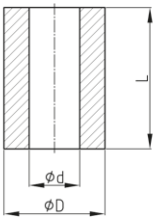

64

Bestellnummer *Order Number*	d *d* mm	D *D* mm	L *L* mm	M *M*	Bestellnummer *Order Number*	d *d* mm	D *D* mm	L *L* mm	M *M*	Bestellnummer *Order Number*	d *d* mm	D *D* mm	L *L* mm	M *M*
64-0025	6,5	12	2,5	M6	64-0110	6,5	12	11	M6	64-0200	6,5	12	20	M6
64-0030	6,5	12	3	M6	64-0120	6,5	12	12	M6	64-0210	6,5	12	21	M6
64-0040	6,5	12	4	M6	64-0130	6,5	12	13	M6	64-0220	6,5	12	22	M6
64-0050	6,5	12	5	M6	64-0140	6,5	12	14	M6	64-0230	6,5	12	23	M6
64-0060	6,5	12	6	M6	64-0150	6,5	12	15	M6	64-0240	6,5	12	24	M6
64-0070	6,5	12	7	M6	64-0160	6,5	12	16	M6	64-0250	6,5	12	25	M6
64-0080	6,5	12	8	M6	64-0170	6,5	12	17	M6	64-0260	6,5	12	26	M6
64-0090	6,5	12	9	M6	64-0180	6,5	12	18	M6					
64-0100	6,5	12	10	M6	64-0190	6,5	12	19	M6					

Standardfarben
- schwarz

Material
- HD-Polyethylen (PE-HD)

Standard Colours
- *black*

Material
- *HD-Polyethylene (PE-HD)*

Gruppe / Group: 55

Distanzstücke aus HD-Polyethylen (D = 15 mm, d = 8 mm, L = 4-30 mm)
HD-Polyethylene washers and spacers (D = 15 mm, d = 8 mm, L = 4-30 mm)

55

55

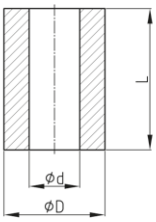

55

Bestellnummer *Order Number*	d *d* mm	D *D* mm	L *L* mm	M *M*	Bestellnummer *Order Number*	d *d* mm	D *D* mm	L *L* mm	M *M*	Bestellnummer *Order Number*	d *d* mm	D *D* mm	L *L* mm	M *M*
55-0040	8,2	15	4	M8	55-0130	8,2	15	13	M8	55-0220	8,2	15	22	M8
55-0050	8,2	15	5	M8	55-0140	8,2	15	14	M8	55-0230	8,2	15	23	M8
55-0060	8,2	15	6	M8	55-0150	8,2	15	15	M8	55-0240	8,2	15	24	M8
55-0070	8,2	15	7	M8	55-0160	8,2	15	16	M8	55-0250	8,2	15	25	M8
55-0080	8,2	15	8	M8	55-0170	8,2	15	17	M8	55-0260	8,2	15	26	M8
55-0090	8,2	15	9	M8	55-0180	8,2	15	18	M8	55-0270	8,2	15	27	M8
55-0100	8,2	15	10	M8	55-0190	8,2	15	19	M8	55-0280	8,2	15	28	M8
55-0110	8,2	15	11	M8	55-0200	8,2	15	20	M8	55-0290	8,2	15	29	M8
55-0120	8,2	15	12	M8	55-0210	8,2	15	21	M8	55-0300	8,2	15	30	M8

Standardfarben
- schwarz

Material
- HD-Polyethylen (PE-HD)

Standard Colours
- *black*

Material
- *HD-Polyethylene (PE-HD)*

Gruppe / Group: 57A

Distanzstücke aus HD-Polyethylen (D = 25 mm, d = 8,2 mm, L = 4-30 mm)
HD-Polyethylene washers and spacers (D = 25 mm, d = 8,2 mm, L = 4-30 mm)

57A

57A

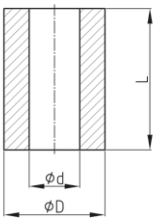

57A

Bestellnummer *Order Number*	d *d* mm	D *D* mm	L *L* mm	M *M*	Bestellnummer *Order Number*	d *d* mm	D *D* mm	L *L* mm	M *M*	Bestellnummer *Order Number*	d *d* mm	D *D* mm	L *L* mm	M *M*
57A-0040	8,2	25	4	M8	57A-0130	8,2	25	13	M8	57A-0220	8,2	25	22	M8
57A-0050	8,2	25	5	M8	57A-0140	8,2	25	14	M8	57A-0230	8,2	25	23	M8
57A-0060	8,2	25	6	M8	57A-0150	8,2	25	15	M8	57A-0240	8,2	25	24	M8
57A-0070	8,2	25	7	M8	57A-0160	8,2	25	16	M8	57A-0250	8,2	25	25	M8
57A-0080	8,2	25	8	M8	57A-0170	8,2	25	17	M8	57A-0260	8,2	25	26	M8
57A-0090	8,2	25	9	M8	57A-0180	8,2	25	18	M8	57A-0270	8,2	25	27	M8
57A-0100	8,2	25	10	M8	57A-0190	8,2	25	19	M8	57A-0280	8,2	25	28	M8
57A-0110	8,2	25	11	M8	57A-0200	8,2	25	20	M8	57A-0290	8,2	25	29	M8
57A-0120	8,2	25	12	M8	57A-0210	8,2	25	21	M8	57A-0300	8,2	25	30	M8

Gruppe / Group: 57A

Standardfarben
- schwarz

Material
- HD-Polyethylen (PE-HD)

Standard Colours
- *black*

Material
- *HD-Polyethylene (PE-HD)*

Gruppe / Group: 52

Distanzstücke aus HD-Polyethylen (D = 20 mm, d = 10,5 mm, L = 3-27 mm)
HD-Polyethylene washers and spacers (D = 20 mm, d = 10,5 mm, L = 3-27 mm)

52

52

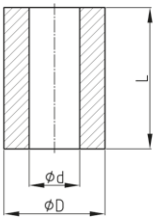

52

Bestellnummer *Order Number*	d *d* mm	D *D* mm	L *L* mm	M *M*
52-0030	10,5	20	3	M10
52-0040	10,5	20	4	M10
52-0050	10,5	20	5	M10
52-0060	10,5	20	6	M10
52-0070	10,5	20	7	M10
52-0080	10,5	20	8	M10
52-0090	10,5	20	9	M10
52-0100	10,5	20	10	M10
52-0110	10,5	20	11	M10

Bestellnummer *Order Number*	d *d* mm	D *D* mm	L *L* mm	M *M*
52-0120	10,5	20	12	M10
52-0130	10,5	20	13	M10
52-0140	10,5	20	14	M10
52-0150	10,5	20	15	M10
52-0160	10,5	20	16	M10
52-0170	10,5	20	17	M10
52-0180	10,5	20	18	M10
52-0190	10,5	20	19	M10
52-0200	10,5	20	20	M10

Bestellnummer *Order Number*	d *d* mm	D *D* mm	L *L* mm	M *M*
52-0210	10,5	20	21	M10
52-0220	10,5	20	22	M10
52-0230	10,5	20	23	M10
52-0240	10,5	20	24	M10
52-0250	10,5	20	25	M10
52-0260	10,5	20	26	M10
52-0270	10,5	20	27	M10

Standardfarben
- schwarz

Material
- HD-Polyethylen (PE-HD)

Standard Colours
- *black*

Material
- *HD-Polyethylene (PE-HD)*

Gruppe / Group: TD

Distanzstücke aus Polyethylen (D = 8-14 mm, d = 4- 8,5 mm, L = 3-20 mm)
Polyethylene washers and spacers (D = 8-14 mm, d = 4- 8,5 mm, L = 3-20 mm)

TD

TD

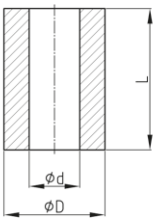

TD

Bestellnummer *Order Number*	d *d* mm	D *D* mm	L *L* mm	M *M*
TD 4 / 10 / 20	4	10	20	M4
TD 4 / 11 / 10	4	11	10	M4
TD 5 / 14 / 3	5	14	3	M5
TD 5 / 8 / 3,7	5	8	3,7	M5

Bestellnummer *Order Number*	d *d* mm	D *D* mm	L *L* mm	M *M*
TD 5 / 14 / 9	5	14	9	M5
TD 6 / 17 / 10	6	17	10	M6
TD 6,3 / 13 / 3,5	6,3	13	3,5	M6
TD 6,5 / 14 / 7	6,5	14	7	M6

Bestellnummer *Order Number*	d *d* mm	D *D* mm	L *L* mm	M *M*
TD 7,5 / 11,5 / 5	7,5	11,5	5	M6
TD 8,5 / 12 / 6	8,5	12	6	M8

Standardfarben
- schwarz

Material
- Polyethylen (PE)

Standard Colours
- *black*

Material
- *Polyethylene (PE)*

Gruppe / Group: 57C

Satteldistanzstücke aus HD-Polyethylen (D = 25 mm, d = 8,2 mm, L = 4-30 mm)
HD-Polyethylene saddle washers and spacers (D = 25 mm, d = 8,2 mm, L = 4-30 mm)

57C

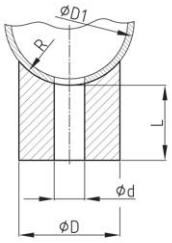

57C

Bestellnummer *Order Number*	d *d* mm	D *D* mm	D1 *D1* mm	L *L* mm	M *M*	R *R* mm
57C-0040	8,2	25	25-32	4	M8	14
57C-0050	8,2	25	25-32	5	M8	14
57C-0060	8,2	25	25-32	6	M8	14
57C-0070	8,2	25	25-32	7	M8	14
57C-0080	8,2	25	25-32	8	M8	14
57C-0090	8,2	25	25-32	9	M8	14
57C-0100	8,2	25	25-32	10	M8	14
57C-0110	8,2	25	25-32	11	M8	14
57C-0120	8,2	25	25-32	12	M8	14
57C-0130	8,2	25	25-32	13	M8	14

Bestellnummer *Order Number*	d *d* mm	D *D* mm	D1 *D1* mm	L *L* mm	M *M*	R *R* mm
57C-0150	8,2	25	25-32	15	M8	14
57C-0160	8,2	25	25-32	16	M8	14
57C-0170	8,2	25	25-32	17	M8	14
57C-0180	8,2	25	25-32	18	M8	14
57C-0200	8,2	25	25-32	20	M8	14
57C-0220	8,2	25	25-32	22	M8	14
57C-0250	8,2	25	25-32	25	M8	14
57C-0270	8,2	25	25-32	27	M8	14
57C-0280	8,2	25	25-32	28	M8	14
57C-0300	8,2	25	25-32	30	M8	14

Standardfarben
- schwarz

Material
- HD-Polyethylen (PE-HD)

Standard Colours
- *black*

Material
- *HD-Polyethylene (PE-HD)*

Gruppe / Group: 57D

Satteldistanzstücke (doppelseitig) aus HD-Polyethylen (D = 25 mm, d = 8,2 mm, L = 5-30)
Double-sided HD-Polyethylene saddle washers and spacers (D = 25 mm, d = 8,2 mm, L = 5-30)

57D

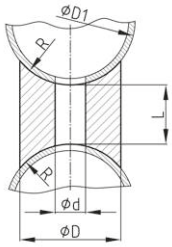

57D

Bestellnummer *Order Number*	d *d* mm	D *D* mm	D1 *D1* mm	L *L* mm	M *M*	R *R* mm
57D-0050	8,2	25	25-32	5	M8	14
57D-0060	8,2	25	25-32	6	M8	14
57D-0080	8,2	25	25-32	8	M8	14
57D-0100	8,2	25	25-32	10	M8	14
57D-0110	8,2	25	25-32	11	M8	14

Bestellnummer *Order Number*	d *d* mm	D *D* mm	D1 *D1* mm	L *L* mm	M *M*	R *R* mm
57D-0120	8,2	25	25-32	12	M8	14
57D-0150	8,2	25	25-32	15	M8	14
57D-0200	8,2	25	25-32	20	M8	14
57D-0300	8,2	25	25-32	30	M8	14

Standardfarben
- schwarz

Standard Colours
- *black*

Fortsetzung nächste Seite / *Continue next page*

Gruppe / Group: 57D - siehe Vorseite / look at page before

Material
- HD-Polyethylen (PE-HD)

Material
- *HD-Polyethylene (PE-HD)*

Gruppe / Group: USD

Universal-Satteldistanzstücke aus Polyamid (D = 20-30 mm, d = 8-12,2 mm, L = 3-30 mm)
Multi-purpose polyamide saddle washers and spacers (D = 20-30 mm, d = 8-12,2 mm, L = 3-30 mm)

USD

USD

USD

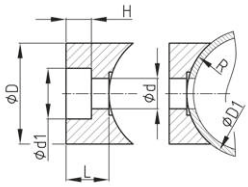

USD

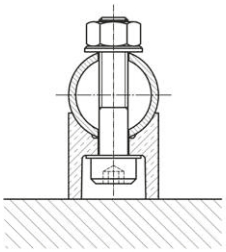

USD

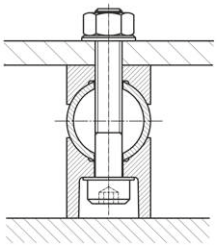

USD

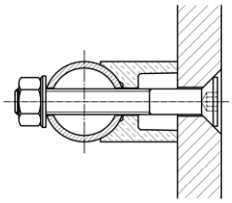

USD

Bestellnummer *Order Number*	d *d* mm	d1 *d1* mm	D *D* mm	D1 *D1* mm	H *H* mm	L *L* mm	M *M*	R *R* mm
USD M6/D20/R9,5/3	6,5	0	20	18-20	0	3	M6	9,5
USD M6/D20/R9,5/4	6,5	0	20	18-20	0	4	M6	9,5
USD M6/D20/R9,5/5	6,5	14	20	18-20	1	5	M6	9,5
USD M6/D20/R9,5/6	6,5	14	20	18-20	2	6	M6	9,5
USD M6/D20/R9,5/7	6,5	14	20	18-20	3	7	M6	9,5
USD M6/D20/R9,5/8	6,5	14	20	18-20	4	8	M6	9,5
USD M6/D20/R9,5/9	6,5	14	20	18-20	5	9	M6	9,5
USD M6/D20/R9,5/10	6,5	14	20	18-20	6	10	M6	9,5
USD M6/D20/R9,5/11	6,5	14	20	18-20	7	11	M6	9,5
USD M6/D20/R9,5/12	6,5	14	20	18-20	8	12	M6	9,5
USD M6/D20/R9,5/13	6,5	14	20	18-20	9	13	M6	9,5
USD M6/D20/R9,5/14	6,5	14	20	18-20	10	14	M6	9,5
USD M6/D20/R9,5/15	6,5	14	20	18-20	11	15	M6	9,5
USD M6/D20/R9,5/16	6,5	14	20	18-20	12	16	M6	9,5
USD M6/D20/R9,5/17	6,5	14	20	18-20	13	17	M6	9,5
USD M6/D20/R9,5/18	6,5	14	20	18-20	14	18	M6	9,5
USD M6/D20/R9,5/19	6,5	14	20	18-20	15	19	M6	9,5
USD M6/D20/R9,5/20	6,5	14	20	18-20	16	20	M6	9,5
USD M6/D20/R9,5/21	6,5	14	20	18-20	17	21	M6	9,5
USD M6/D20/R9,5/22	6,5	14	20	18-20	18	22	M6	9,5
USD M6/D20/R9,5/23	6,5	14	20	18-20	19	23	M6	9,5
USD M6/D20/R9,5/24	6,5	14	20	18-20	20	24	M6	9,5
USD M6/D20/R9,5/25	6,5	14	20	18-20	21	25	M6	9,5
USD M6/D20/R9,5/26	6,5	14	20	18-20	22	26	M6	9,5
USD M6/D20/R9,5/27	6,5	14	20	18-20	23	27	M6	9,5
USD M6/D20/R9,5/28	6,5	14	20	18-20	24	28	M6	9,5
USD M6/D20/R9,5/29	6,5	14	20	18-20	25	29	M6	9,5
USD M6/D20/R9,5/30	6,5	14	20	18-20	26	30	M6	9,5
USD M6/D20/R10,5/3	6,5	0	20	20-22	0	3	M6	10,5
USD M6/D20/R10,5/4	6,5	0	20	20-22	0	4	M6	10,5
USD M6/D20/R10,5/5	6,5	14	20	20-22	1	5	M6	10,5

Gruppe / Group: USD

Bestellnummer *Order Number*	d *d* mm	d1 *d1* mm	D *D* mm	D1 *D1* mm	H *H* mm	L *L* mm	M *M*	R *R* mm
USD M6/D20/R10,5/6	6,5	14	20	20-22	2	6	M6	10,5
USD M6/D20/R10,5/7	6,5	14	20	20-22	3	7	M6	10,5
USD M6/D20/R10,5/8	6,5	14	20	20-22	4	8	M6	10,5
USD M6/D20/R10,5/9	6,5	14	20	20-22	5	9	M6	10,5
USD M6/D20/R10,5/10	6,5	14	20	20-22	6	10	M6	10,5
USD M6/D20/R10,5/11	6,5	14	20	20-22	7	11	M6	10,5
USD M6/D20/R10,5/12	6,5	14	20	20-22	8	12	M6	10,5
USD M6/D20/R10,5/13	6,5	14	20	20-22	9	13	M6	10,5
USD M6/D20/R10,5/14	6,5	14	20	20-22	10	14	M6	10,5
USD M6/D20/R10,5/15	6,5	14	20	20-22	11	15	M6	10,5
USD M6/D20/R10,5/16	6,5	14	20	20-22	12	16	M6	10,5
USD M6/D20/R10,5/17	6,5	14	20	20-22	13	17	M6	10,5
USD M6/D20/R10,5/18	6,5	14	20	20-22	14	18	M6	10,5
USD M6/D20/R10,5/19	6,5	14	20	20-22	15	19	M6	10,5
USD M6/D20/R10,5/20	6,5	14	20	20-22	16	20	M6	10,5
USD M6/D20/R10,5/21	6,5	14	20	20-22	17	21	M6	10,5
USD M6/D20/R10,5/22	6,5	14	20	20-22	18	22	M6	10,5
USD M6/D20/R10,5/23	6,5	14	20	20-22	19	23	M6	10,5
USD M6/D20/R10,5/24	6,5	14	20	20-22	20	24	M6	10,5
USD M6/D20/R10,5/25	6,5	14	20	20-22	21	25	M6	10,5
USD M6/D20/R10,5/26	6,5	14	20	20-22	22	26	M6	10,5
USD M6/D20/R10,5/27	6,5	14	20	20-22	23	27	M6	10,5
USD M6/D20/R10,5/28	6,5	14	20	20-22	24	28	M6	10,5
USD M6/D20/R10,5/29	6,5	14	20	20-22	25	29	M6	10,5
USD M6/D20/R10,5/30	6,5	14	20	20-22	26	30	M6	10,5
USD M6/D20/R12,5/3	6,5	14	20	24-26	0	3	M6	12,5
USD M6/D20/R12,5/4	6,5	14	20	24-26	0	4	M6	12,5
USD M6/D20/R12,5/5	6,5	14	20	24-26	1	5	M6	12,5
USD M6/D20/R12,5/6	6,5	14	20	24-26	2	6	M6	12,5
USD M6/D20/R12,5/7	6,5	14	20	24-26	3	7	M6	12,5
USD M6/D20/R12,5/8	6,5	14	20	24-26	4	8	M6	12,5
USD M6/D20/R12,5/9	6,5	14	20	24-26	5	9	M6	12,5
USD M6/D20/R12,5/10	6,5	14	20	24-26	6	10	M6	12,5
USD M6/D20/R12,5/11	6,5	14	20	24-26	7	11	M6	12,5
USD M6/D20/R12,5/12	6,5	14	20	24-26	8	12	M6	12,5
USD M6/D20/R12,5/13	6,5	14	20	24-26	9	13	M6	12,5
USD M6/D20/R12,5/14	6,5	14	20	24-26	10	14	M6	12,5
USD M6/D20/R12,5/15	6,5	14	20	24-26	11	15	M6	12,5
USD M6/D20/R12,5/16	6,5	14	20	24-26	12	16	M6	12,5
USD M6/D20/R12,5/17	6,5	14	20	24-26	13	17	M6	12,5
USD M6/D20/R12,5/18	6,5	14	20	24-26	14	18	M6	12,5
USD M6/D20/R12,5/19	6,5	14	20	24-26	15	19	M6	12,5
USD M6/D20/R12,5/20	6,5	14	20	24-26	16	20	M6	12,5
USD M6/D20/R12,5/21	6,5	14	20	24-26	17	21	M6	12,5
USD M6/D20/R12,5/22	6,5	14	20	24-26	18	22	M6	12,5
USD M6/D20/R12,5/23	6,5	14	20	24-26	19	23	M6	12,5
USD M6/D20/R12,5/24	6,5	14	20	24-26	20	24	M6	12,5
USD M6/D20/R12,5/25	6,5	14	20	24-26	21	25	M6	12,5
USD M6/D20/R12,5/26	6,5	14	20	24-26	22	26	M6	12,5
USD M6/D20/R12,5/27	6,5	14	20	24-26	23	27	M6	12,5
USD M6/D20/R12,5/28	6,5	14	20	24-26	24	28	M6	12,5
USD M6/D20/R12,5/29	6,5	14	20	24-26	25	29	M6	12,5
USD M6/D20/R12,5/30	6,5	14	20	24-26	26	30	M6	12,5
USD M8/D25/R12,5/3	8,5	0	25	24-26	0	3	M8	12,5
USD M8/D25/R12,5/4	8,5	0	25	24-26	0	4	M8	12,5
USD M8/D25/R12,5/5	8,5	17,5	25	24-26	1	5	M8	12,5
USD M8/D25/R12,5/6	8,5	17,5	25	24-26	2	6	M8	12,5
USD M8/D25/R12,5/7	8,5	17,5	25	24-26	3	7	M8	12,5
USD M8/D25/R12,5/8	8,5	17,5	25	24-26	4	8	M8	12,5
USD M8/D25/R12,5/9	8,5	17,5	25	24-26	5	9	M8	12,5
USD M8/D25/R12,5/10	8,5	17,5	25	24-26	6	10	M8	12,5
USD M8/D25/R12,5/11	8,5	17,5	25	24-26	7	11	M8	12,5
USD M8/D25/R12,5/12	8,5	17,5	25	24-26	8	12	M8	12,5

Fortsetzung nächste Seite / *Continue next page*

Gruppe / Group: USD - siehe Vorseite / look at page before

Bestellnummer *Order Number*	d *d* mm	d1 *d1* mm	D *D* mm	D1 *D1* mm	H *H* mm	L *L* mm	M *M*	R *R* mm
USD M8/D25/R12,5/13	8,5	17,5	25	24-26	9	13	M8	12,5
USD M8/D25/R12,5/14	8,5	17,5	25	24-26	10	14	M8	12,5
USD M8/D25/R12,5/15	8,5	17,5	25	24-26	11	15	M8	12,5
USD M8/D25/R12,5/16	8,5	17,5	25	24-26	12	16	M8	12,5
USD M8/D25/R12,5/17	8,5	17,5	25	24-26	13	17	M8	12,5
USD M8/D25/R12,5/18	8,5	17,5	25	24-26	14	18	M8	12,5
USD M8/D25/R12,5/19	8,5	17,5	25	24-26	15	19	M8	12,5
USD M8/D25/R12,5/20	8,5	17,5	25	24-26	16	20	M8	12,5
USD M8/D25/R12,5/21	8,5	17,5	25	24-26	17	21	M8	12,5
USD M8/D25/R12,5/22	8,5	17,5	25	24-26	18	22	M8	12,5
USD M8/D25/R12,5/23	8,5	17,5	25	24-26	19	23	M8	12,5
USD M8/D25/R12,5/24	8,5	17,5	25	24-26	20	24	M8	12,5
USD M8/D25/R12,5/25	8,5	17,5	25	24-26	21	25	M8	12,5
USD M8/D25/R12,5/26	8,5	17,5	25	24-26	22	26	M8	12,5
USD M8/D25/R12,5/27	8,5	17,5	25	24-26	23	27	M8	12,5
USD M8/D25/R12,5/28	8,5	17,5	25	24-26	24	28	M8	12,5
USD M8/D25/R12,5/29	8,5	17,5	25	24-26	25	29	M8	12,5
USD M8/D25/R12,5/30	8,5	17,5	25	24-26	26	30	M8	12,5
USD M8/D25/R14,5/3	8,5	0	25	28-30	0	3	M8	14,5
USD M8/D25/R14,5/4	8,5	0	25	28-30	0	4	M8	14,5
USD M8/D25/R14,5/5	8,5	17,5	25	28-30	1	5	M8	14,5
USD M8/D25/R14,5/6	8,5	17,5	25	28-30	2	6	M8	14,5
USD M8/D25/R14,5/7	8,5	17,5	25	28-30	3	7	M8	14,5
USD M8/D25/R14,5/8	8,5	17,5	25	28-30	4	8	M8	14,5
USD M8/D25/R14,5/9	8,5	17,5	25	28-30	5	9	M8	14,5
USD M8/D25/R14,5/10	8,5	17,5	25	28-30	6	10	M8	14,5
USD M8/D25/R14,5/11	8,5	17,5	25	28-30	7	11	M8	14,5
USD M8/D25/R14,5/12	8,5	17,5	25	28-30	8	12	M8	14,5
USD M8/D25/R14,5/13	8,5	17,5	25	28-30	9	13	M8	14,5
USD M8/D25/R14,5/14	8,5	17,5	25	28-30	10	14	M8	14,5
USD M8/D25/R14,5/15	8,5	17,5	25	28-30	11	15	M8	14,5
USD M8/D25/R14,5/16	8,5	17,5	25	28-30	12	16	M8	14,5
USD M8/D25/R14,5/17	8,5	17,5	25	28-30	13	17	M8	14,5
USD M8/D25/R14,5/18	8,5	17,5	25	28-30	14	18	M8	14,5
USD M8/D25/R14,5/19	8,5	17,5	25	28-30	15	19	M8	14,5
USD M8/D25/R14,5/20	8,5	17,5	25	28-30	16	20	M8	14,5
USD M8/D25/R14,5/21	8,5	17,5	25	28-30	17	21	M8	14,5
USD M8/D25/R14,5/22	8,5	17,5	25	28-30	18	22	M8	14,5
USD M8/D25/R14,5/23	8,5	17,5	25	28-30	19	23	M8	14,5
USD M8/D25/R14,5/24	8,5	17,5	25	28-30	20	24	M8	14,5
USD M8/D25/R14,5/25	8,5	17,5	25	28-30	21	25	M8	14,5
USD M8/D25/R14,5/26	8,5	17,5	25	28-30	22	26	M8	14,5
USD M8/D25/R14,5/27	8,5	17,5	25	28-30	23	27	M8	14,5
USD M8/D25/R14,5/28	8,5	17,5	25	28-30	24	28	M8	14,5
USD M8/D25/R14,5/29	8,5	17,5	25	28-30	25	29	M8	14,5
USD M8/D25/R14,5/30	8,5	17,5	25	28-30	26	30	M8	14,5
USD M8/D25/R15,5/3	8,5	0	25	30-32	0	3	M8	15,5
USD M8/D25/R15,5/4	8,5	0	25	30-32	0	4	M8	15,5
USD M8/D25/R15,5/5	8,5	17,5	25	30-32	1	5	M8	15,5
USD M8/D25/R15,5/6	8,5	17,5	25	30-32	2	6	M8	15,5
USD M8/D25/R15,5/7	8,5	17,5	25	30-32	3	7	M8	15,5
USD M8/D25/R15,5/8	8,5	17,5	25	30-32	4	8	M8	15,5
USD M8/D25/R15,5/9	8,5	17,5	25	30-32	5	9	M8	15,5
USD M8/D25/R15,5/10	8,5	17,5	25	30-32	6	10	M8	15,5
USD M8/D25/R15,5/11	8,5	17,5	25	30-32	7	11	M8	15,5
USD M8/D25/R15,5/12	8,5	17,5	25	30-32	8	12	M8	15,5
USD M8/D25/R15,5/13	8,5	17,5	25	30-32	9	13	M8	15,5
USD M8/D25/R15,5/14	8,5	17,5	25	30-32	10	14	M8	15,5
USD M8/D25/R15,5/15	8,5	17,5	25	30-32	11	15	M8	15,5
USD M8/D25/R15,5/16	8,5	17,5	25	30-32	12	16	M8	15,5
USD M8/D25/R15,5/17	8,5	17,5	25	30-32	13	17	M8	15,5
USD M8/D25/R15,5/18	8,5	17,5	25	30-32	14	18	M8	15,5
USD M8/D25/R15,5/19	8,5	17,5	25	30-32	15	19	M8	15,5
USD M8/D25/R15,5/20	8,5	17,5	25	30-32	16	20	M8	15,5
USD M8/D25/R15,5/21	8,5	17,5	25	30-32	17	21	M8	15,5

Gruppe / Group: USD

Bestellnummer *Order Number*	d *d* mm	d1 *d1* mm	D *D* mm	D1 *D1* mm	H *H* mm	L *L* mm	M *M*	R *R* mm
USD M8/D25/R15,5/22	8,5	17,5	25	30-32	18	22	M8	15,5
USD M8/D25/R15,5/23	8,5	17,5	25	30-32	19	23	M8	15,5
USD M8/D25/R15,5/24	8,5	17,5	25	30-32	20	24	M8	15,5
USD M8/D25/R15,5/25	8,5	17,5	25	30-32	21	25	M8	15,5
USD M8/D25/R15,5/26	8,5	17,5	25	30-32	22	26	M8	15,5
USD M8/D25/R15,5/27	8,5	17,5	25	30-32	23	27	M8	15,5
USD M8/D25/R15,5/28	8,5	17,5	25	30-32	24	28	M8	15,5
USD M8/D25/R15,5/29	8,5	17,5	25	30-32	25	29	M8	15,5
USD M8/D25/R15,5/30	8,5	17,5	25	30-32	26	30	M8	15,5
USD M8/D25/R17,5/3	8,5	0	25	34-36	0	3	M8	17,5
USD M8/D25/R17,5/4	8,5	0	25	34-36	0	4	M8	17,5
USD M8/D25/R17,5/5	8,5	17,5	25	34-36	1	5	M8	17,5
USD M8/D25/R17,5/6	8,5	17,5	25	34-36	2	6	M8	17,5
USD M8/D25/R17,5/7	8,5	17,5	25	34-36	3	7	M8	17,5
USD M8/D25/R17,5/8	8,5	17,5	25	34-36	4	8	M8	17,5
USD M8/D25/R17,5/9	8,5	17,5	25	34-36	5	9	M8	17,5
USD M8/D25/R17,5/10	8,5	17,5	25	34-36	6	10	M8	17,5
USD M8/D25/R17,5/11	8,5	17,5	25	34-36	7	11	M8	17,5
USD M8/D25/R17,5/12	8,5	17,5	25	34-36	8	12	M8	17,5
USD M8/D25/R17,5/13	8,5	17,5	25	34-36	9	13	M8	17,5
USD M8/D25/R17,5/14	8,5	17,5	25	34-36	10	14	M8	17,5
USD M8/D25/R17,5/15	8,5	17,5	25	34-36	11	15	M8	17,5
USD M8/D25/R17,5/16	8,5	17,5	25	34-36	12	16	M8	17,5
USD M8/D25/R17,5/17	8,5	17,5	25	34-36	13	17	M8	17,5
USD M8/D25/R17,5/18	8,5	17,5	25	34-36	14	18	M8	17,5
USD M8/D25/R17,5/19	8,5	17,5	25	34-36	15	19	M8	17,5
USD M8/D25/R17,5/20	8,5	17,5	25	34-36	16	20	M8	17,5
USD M8/D25/R17,5/21	8,5	17,5	25	34-36	17	21	M8	17,5
USD M8/D25/R17,5/22	8,5	17,5	25	34-36	18	22	M8	17,5
USD M8/D25/R17,5/23	8,5	17,5	25	34-36	19	23	M8	17,5
USD M8/D25/R17,5/24	8,5	17,5	25	34-36	20	24	M8	17,5
USD M8/D25/R17,5/25	8,5	17,5	25	34-36	21	25	M8	17,5
USD M8/D25/R17,5/26	8,5	17,5	25	34-36	22	26	M8	17,5
USD M8/D25/R17,5/27	8,5	17,5	25	34-36	23	27	M8	17,5
USD M8/D25/R17,5/28	8,5	17,5	25	34-36	24	28	M8	17,5
USD M8/D25/R17,5/29	8,5	17,5	25	34-36	25	29	M8	17,5
USD M8/D25/R17,5/30	8,5	17,5	25	34-36	26	30	M8	17,5
USD M10-12/D30/R15,5/3	12,2	0	30	30-32	0	3	M10-M12	15,5
USD M10-12/D30/R15,5/4	12,2	0	30	30-32	0	4	M10-M12	15,5
USD M10-12/D30/R15,5/5	12,2	24	30	30-32	1	5	M10-M12	15,5
USD M10-12/D30/R15,5/6	12,2	24	30	30-32	2	6	M10-M12	15,5
USD M10-12/D30/R15,5/7	12,2	24	30	30-32	3	7	M10-M12	15,5
USD M10-12/D30/R15,5/8	12,2	24	30	30-32	4	8	M10-M12	15,5
USD M10-12/D30/R15,5/9	12,2	24	30	30-32	5	9	M10-M12	15,5
USD M10-12/D30/R15,5/10	12,2	24	30	30-32	6	10	M10-M12	15,5
USD M10-12/D30/R15,5/11	12,2	24	30	30-32	7	11	M10-M12	15,5
USD M10-12/D30/R15,5/12	12,2	24	30	30-32	8	12	M10-M12	15,5
USD M10-12/D30/R15,5/13	12,2	24	30	30-32	9	13	M10-M12	15,5
USD M10-12/D30/R15,5/14	12,2	24	30	30-32	10	14	M10-M12	15,5
USD M10-12/D30/R15,5/15	12,2	24	30	30-32	11	15	M10-M12	15,5
USD M10-12/D30/R15,5/16	12,2	24	30	30-32	12	16	M10-M12	15,5
USD M10-12/D30/R15,5/17	12,2	24	30	30-32	13	17	M10-M12	15,5
USD M10-12/D30/R15,5/18	12,2	24	30	30-32	14	18	M10-M12	15,5
USD M10-12/D30/R15,5/19	12,2	24	30	30-32	15	19	M10-M12	15,5
USD M10-12/D30/R15,5/20	12,2	24	30	30-32	16	20	M10-M12	15,5
USD M10-12/D30/R15,5/21	12,2	24	30	30-32	17	21	M10-M12	15,5
USD M10-12/D30/R15,5/22	12,2	24	30	30-32	18	22	M10-M12	15,5
USD M10-12/D30/R15,5/23	12,2	24	30	30-32	19	23	M10-M12	15,5
USD M10-12/D30/R15,5/24	12,2	24	30	30-32	20	24	M10-M12	15,5
USD M10-12/D30/R15,5/25	12,2	24	30	30-32	21	25	M10-M12	15,5
USD M10-12/D30/R15,5/26	12,2	24	30	30-32	22	26	M10-M12	15,5
USD M10-12/D30/R15,5/27	12,2	24	30	30-32	23	27	M10-M12	15,5
USD M10-12/D30/R15,5/28	12,2	24	30	30-32	24	28	M10-M12	15,5

Fortsetzung nächste Seite / *Continue next page*

Gruppe / Group: USD - siehe Vorseite / look at page before

Bestellnummer *Order Number*	d *d* mm	d1 *d1* mm	D *D* mm	D1 *D1* mm	H *H* mm	L *L* mm	M *M*	R *R* mm
USD M10-12/D30/R15,5/29	12,2	24	30	30-32	25	29	M10-M12	15,5
USD M10-12/D30/R15,5/30	12,2	24	30	30-32	26	30	M10-M12	15,5
USD M10-12/D30/R17,5/3	12,2	0	30	34-36	0	3	M10-M12	17,5
USD M10-12/D30/R17,5/4	12,2	0	30	34-36	0	4	M10-M12	17,5
USD M10-12/D30/R17,5/5	12,2	24	30	34-36	1	5	M10-M12	17,5
USD M10-12/D30/R17,5/6	12,2	24	30	34-36	2	6	M10-M12	17,5
USD M10-12/D30/R17,5/7	12,2	24	30	34-36	3	7	M10-M12	17,5
USD M10-12/D30/R17,5/8	12,2	24	30	34-36	4	8	M10-M12	17,5
USD M10-12/D30/R17,5/9	12,2	24	30	34-36	5	9	M10-M12	17,5
USD M10-12/D30/R17,5/10	12,2	24	30	34-36	6	10	M10-M12	17,5
USD M10-12/D30/R17,5/11	12,2	24	30	34-36	7	11	M10-M12	17,5
USD M10-12/D30/R17,5/12	12,2	24	30	34-36	8	12	M10-M12	17,5
USD M10-12/D30/R17,5/13	12,2	24	30	34-36	9	13	M10-M12	17,5
USD M10-12/D30/R17,5/14	12,2	24	30	34-36	10	14	M10-M12	17,5
USD M10-12/D30/R17,5/15	12,2	24	30	34-36	11	15	M10-M12	17,5
USD M10-12/D30/R17,5/16	12,2	24	30	34-36	12	16	M10-M12	17,5
USD M10-12/D30/R17,5/17	12,2	24	30	34-36	13	17	M10-M12	17,5
USD M10-12/D30/R17,5/18	12,2	24	30	34-36	14	18	M10-M12	17,5
USD M10-12/D30/R17,5/19	12,2	24	30	34-36	15	19	M10-M12	17,5
USD M10-12/D30/R17,5/20	12,2	24	30	34-36	16	20	M10-M12	17,5
USD M10-12/D30/R17,5/21	12,2	24	30	34-36	17	21	M10-M12	17,5
USD M10-12/D30/R17,5/22	12,2	24	30	34-36	18	22	M10-M12	17,5
USD M10-12/D30/R17,5/23	12,2	24	30	34-36	19	23	M10-M12	17,5
USD M10-12/D30/R17,5/24	12,2	24	30	34-36	20	24	M10-M12	17,5
USD M10-12/D30/R17,5/25	12,2	24	30	34-36	21	25	M10-M12	17,5
USD M10-12/D30/R17,5/26	12,2	24	30	34-36	22	26	M10-M12	17,5
USD M10-12/D30/R17,5/27	12,2	24	30	34-36	23	27	M10-M12	17,5
USD M10-12/D30/R17,5/28	12,2	24	30	34-36	24	28	M10-M12	17,5
USD M10-12/D30/R17,5/29	12,2	24	30	34-36	25	29	M10-M12	17,5
USD M10-12/D30/R17,5/30	12,2	24	30	34-36	26	30	M10-M12	17,5
USD M10-12/D30/R19/3	12,2	0	30	37-39	0	3	M10-M12	19
USD M10-12/D30/R19/4	12,2	0	30	37-39	0	4	M10-M12	19
USD M10-12/D30/R19/5	12,2	24	30	37-39	1	5	M10-M12	19
USD M10-12/D30/R19/6	12,2	24	30	37-39	2	6	M10-M12	19
USD M10-12/D30/R19/7	12,2	24	30	37-39	3	7	M10-M12	19
USD M10-12/D30/R19/8	12,2	24	30	37-39	4	8	M10-M12	19
USD M10-12/D30/R19/9	12,2	24	30	37-39	5	9	M10-M12	19
USD M10-12/D30/R19/10	12,2	24	30	37-39	6	10	M10-M12	19
USD M10-12/D30/R19/11	12,2	24	30	37-39	7	11	M10-M12	19
USD M10-12/D30/R19/12	12,2	24	30	37-39	8	12	M10-M12	19
USD M10-12/D30/R19/13	12,2	24	30	37-39	9	13	M10-M12	19
USD M10-12/D30/R19/14	12,2	24	30	37-39	10	14	M10-M12	19
USD M10-12/D30/R19/15	12,2	24	30	37-39	11	15	M10-M12	19
USD M10-12/D30/R19/16	12,2	24	30	37-39	12	16	M10-M12	19
USD M10-12/D30/R19/17	12,2	24	30	37-39	13	17	M10-M12	19
USD M10-12/D30/R19/18	12,2	24	30	37-39	14	18	M10-M12	19
USD M10-12/D30/R19/19	12,2	24	30	37-39	15	19	M10-M12	19
USD M10-12/D30/R19/20	12,2	24	30	37-39	16	20	M10-M12	19
USD M10-12/D30/R19/21	12,2	24	30	37-39	17	21	M10-M12	19
USD M10-12/D30/R19/22	12,2	24	30	37-39	18	22	M10-M12	19
USD M10-12/D30/R19/23	12,2	24	30	37-39	19	23	M10-M12	19
USD M10-12/D30/R19/24	12,2	24	30	37-39	20	24	M10-M12	19
USD M10-12/D30/R19/25	12,2	24	30	37-39	21	25	M10-M12	19
USD M10-12/D30/R19/26	12,2	24	30	37-39	22	26	M10-M12	19
USD M10-12/D30/R19/27	12,2	24	30	37-39	23	27	M10-M12	19
USD M10-12/D30/R19/28	12,2	24	30	37-39	24	28	M10-M12	19
USD M10-12/D30/R19/29	12,2	24	30	37-39	25	29	M10-M12	19
USD M 10-12/D30/R19/30	12,2	24	30	37-39	26	30	M10-M12	19
USD M10-12/D30/R20/3	12,2	0	30	39-41	0	3	M10-M12	20
USD M10-12/D30/R20/4	12,2	0	30	39-41	0	4	M10-M12	20
USD M10-12/D30/R20/5	12,2	24	30	39-41	1	5	M10-M12	20
USD M10-12/D30/R20/6	12,2	24	30	39-41	2	6	M10-M12	20
USD M10-12/D30/R20/7	12,2	24	30	39-41	3	7	M10-M12	20
USD M10-12/D30/R20/8	12,2	24	30	39-41	4	8	M10-M12	20
USD M10-12/D30/R20/9	12,2	24	30	39-41	5	9	M10-M12	20

Gruppe / Group: USD

Bestellnummer *Order Number*	d *d* mm	d1 *d1* mm	D *D* mm	D1 *D1* mm	H *H* mm	L *L* mm	M *M*	R *R* mm
USD M10-12/D30/R20/10	12,2	24	30	39-41	6	10	M10-M12	20
USD M10-12/D30/R20/11	12,2	24	30	39-41	7	11	M10-M12	20
USD M10-12/D30/R20/12	12,2	24	30	39-41	8	12	M10-M12	20
USD M10-12/D30/R20/13	12,2	24	30	39-41	9	13	M10-M12	20
USD M10-12/D30/R20/14	12,2	24	30	39-41	10	14	M10-M12	20
USD M10-12/D30/R20/15	12,2	24	30	39-41	11	15	M10-M12	20
USD M10-12/D30/R20/16	12,2	24	30	39-41	12	16	M10-M12	20
USD M10-12/D30/R20/17	12,2	24	30	39-41	13	17	M10-M12	20
USD M10-12/D30/R20/18	12,2	24	30	39-41	14	18	M10-M12	20
USD M10-12/D30/R20/19	12,2	24	30	39-41	15	19	M10-M12	20
USD M10-12/D30/R20/20	12,2	24	30	39-41	16	20	M10-M12	20
USD M10-12/D30/R20/21	12,2	24	30	39-41	17	21	M10-M12	20
USD M10-12/D30/R20/22	12,2	24	30	39-41	18	22	M10-M12	20
USD M10-12/D30/R20/23	12,2	24	30	39-41	19	23	M10-M12	20
USD M10-12/D30/R20/24	12,2	24	30	39-41	20	24	M10-M12	20
USD M10-12/D30/R20/25	12,2	24	30	39-41	21	25	M10-M12	20
USD M10-12/D30/R20/26	12,2	24	30	39-41	22	26	M10-M12	20
USD M10-12/D30/R20/27	12,2	24	30	39-41	23	27	M10-M12	20
USD M10-12/D30/R20/28	12,2	24	30	39-41	24	28	M10-M12	20
USD M10-12/D30/R20/29	12,2	24	30	39-41	25	29	M10-M12	20
USD M10-12/D30/R20/30	12,2	24	30	39-41	26	30	M10-M12	20
USD M10-12/D30/R21/3	12,2	0	30	41-43	0	3	M10-M12	21
USD M10-12/D30/R21/4	12,2	0	30	41-43	0	4	M10-M12	21
USD M10-12/D30/R21/5	12,2	24	30	41-43	1	5	M10-M12	21
USD M10-12/D30/R21/6	12,2	24	30	41-43	2	6	M10-M12	21
USD M10-12/D30/R21/7	12,2	24	30	41-43	3	7	M10-M12	21
USD M10-12/D30/R21/8	12,2	24	30	41-43	4	8	M10-M12	21
USD M10-12/D30/R21/9	12,2	24	30	41-43	5	9	M10-M12	21
USD M10-12/D30/R21/10	12,2	24	30	41-43	6	10	M10-M12	21
USD M10-12/D30/R21/11	12,2	24	30	41-43	7	11	M10-M12	21
USD M10-12/D30/R21/12	12,2	24	30	41-43	8	12	M10-M12	21
USD M10-12/D30/R21/13	12,2	24	30	41-43	9	13	M10-M12	21
USD M10-12/D30/R21/14	12,2	24	30	41-43	10	14	M10-M12	21
USD M10-12/D30/R21/15	12,2	24	30	41-43	11	15	M10-M12	21
USD M10-12/D30/R21/16	12,2	24	30	41-43	12	16	M10-M12	21
USD M10-12/D30/R21/17	12,2	24	30	41-43	13	17	M10-M12	21
USD M10-12/D30/R21/18	12,2	24	30	41-43	14	18	M10-M12	21
USD M10-12/D30/R21/19	12,2	24	30	41-43	15	19	M10-M12	21
USD M10-12/D30/R21/20	12,2	24	30	41-43	16	20	M10-M12	21
USD M10-12/D30/R21/21	12,2	24	30	41-43	17	21	M10-M12	21
USD M10-12/D30/R21/22	12,2	24	30	41-43	18	22	M10-M12	21
USD M10-12/D30/R21/23	12,2	24	30	41-43	19	23	M10-M12	21
USD M10-12/D30/R21/24	12,2	24	30	41-43	20	24	M10-M12	21
USD M10-12/D30/R21/25	12,2	24	30	41-43	21	25	M10-M12	21
USD M10-12/D30/R21/26	12,2	24	30	41-43	22	26	M10-M12	21
USD M10-12/D30/R21/27	12,2	24	30	41-43	23	27	M10-M12	21
USD M10-12/D30/R21/28	12,2	24	30	41-43	24	28	M10-M12	21
USD M10-12/D30/R21/29	12,2	24	30	41-43	25	29	M10-M12	21
USD M10-12/D30/R21/30	12,2	24	30	41-43	26	30	M10-M12	21
USD M10-12/D30/R22,5/3	12,2	0	30	44-46	0	3	M10-M12	22,5
USD M10-12/D30/R22,5/4	12,2	0	30	44-46	0	4	M10-M12	22,5
USD M10-12/D30/R22,5/5	12,2	24	30	44-46	1	5	M10-M12	22,5
USD M10-12/D30/R22,5/6	12,2	24	30	44-46	2	6	M10-M12	22,5
USD M10-12/D30/R22,5/7	12,2	24	30	44-46	3	7	M10-M12	22,5
USD M10-12/D30/R22,5/8	12,2	24	30	44-46	4	8	M10-M12	22,5
USD M10-12/D30/R22,5/9	12,2	24	30	44-46	5	9	M10-M12	22,5
USD M10-12/D30/R22,5/10	12,2	24	30	44-46	6	10	M10-M12	22,5
USD M10-12/D30/R22,5/11	12,2	24	30	44-46	7	11	M10-M12	22,5
USD M10-12/D30/R22,5/12	12,2	24	30	44-46	8	12	M10-M12	22,5
USD M10-12/D30/R22,5/13	12,2	24	30	44-46	9	13	M10-M12	22,5
USD M10-12/D30/R22,5/14	12,2	24	30	44-46	10	14	M10-M12	22,5
USD M10-12/D30/R22,5/15	12,2	24	30	44-46	11	15	M10-M12	22,5
USD M10-12/D30/R22,5/16	12,2	24	30	44-46	12	16	M10-M12	22,5

Fortsetzung nächste Seite / *Continue next page*

Gruppe / Group: USD - siehe Vorseite / look at page before

Bestellnummer *Order Number*	d *d* mm	d1 *d1* mm	D *D* mm	D1 *D1* mm	H *H* mm	L *L* mm	M *M*	R *R* mm
USD M10-12/D30/R22,5/17	12,2	24	30	44-46	13	17	M10-M12	22,5
USD M10-12/D30/R22,5/18	12,2	24	30	44-46	14	18	M10-M12	22,5
USD M10-12/D30/R22,5/19	12,2	24	30	44-46	15	19	M10-M12	22,5
USD M10-12/D30/R22,5/20	12,2	24	30	44-46	16	20	M10-M12	22,5
USD M10-12/D30/R22,5/21	12,2	24	30	44-46	17	21	M10-M12	22,5
USD M10-12/D30/R22,5/22	12,2	24	30	44-46	18	22	M10-M12	22,5
USD M10-12/D30/R22,5/23	12,2	24	30	44-46	19	23	M10-M12	22,5
USD M10-12/D30/R22,5/24	12,2	24	30	44-46	20	24	M10-M12	22,5
USD M10-12/D30/R22,5/25	12,2	24	30	44-46	21	25	M10-M12	22,5
USD M10-12/D30/R22,5/26	12,2	24	30	44-46	22	26	M10-M12	22,5
USD M10-12/D30/R22,5/27	12,2	24	30	44-46	23	27	M10-M12	22,5
USD M10-12/D30/R22,5/28	12,2	24	30	44-46	24	28	M10-M12	22,5
USD M10-12/D30/R22,5/29	12,2	24	30	44-46	25	29	M10-M12	22,5
USD M10-12/D30/R22,5/30	12,2	24	30	44-46	26	30	M10-M12	22,5
USD M10-12/D30/R25/3	12,2	0	30	49-51	0	3	M10-M12	25
USD M10-12/D30/R25/4	12,2	0	30	49-51	0	4	M10-M12	25
USD M10-12/D30/R25/5	12,2	24	30	49-51	1	5	M10-M12	25
USD M10-12/D30/R25/6	12,2	24	30	49-51	2	6	M10-M12	25
USD M10-12/D30/R25/7	12,2	24	30	49-51	3	7	M10-M12	25
USD M10-12/D30/R25/8	12,2	24	30	49-51	4	8	M10-M12	25
USD M10-12/D30/R25/9	12,2	24	30	49-51	5	9	M10-M12	25
USD M10-12/D30/R25/10	12,2	24	30	49-51	6	10	M10-M12	25
USD M10-12/D30/R25/11	12,2	24	30	49-51	7	11	M10-M12	25
USD M10-12/D30/R25/12	12,2	24	30	49-51	8	12	M10-M12	25
USD M10-12/D30/R25/13	12,2	24	30	49-51	9	13	M10-M12	25
USD M10-12/D30/R25/14	12,2	24	30	49-51	10	14	M10-M12	25
USD M10-12/D30/R25/15	12,2	24	30	49-51	11	15	M10-M12	25
USD M10-12/D30/R25/16	12,2	24	30	49-51	12	16	M10-M12	25
USD M10-12/D30/R25/17	12,2	24	30	49-51	13	17	M10-M12	25
USD M10-12/D30/R25/18	12,2	24	30	49-51	14	18	M10-M12	25
USD M10-12/D30/R25/19	12,2	24	30	49-51	15	19	M10-M12	25
USD M10-12/D30/R25/20	12,2	24	30	49-51	16	20	M10-M12	25
USD M10-12/D30/R25/21	12,2	24	30	49-51	17	21	M10-M12	25
USD M10-12/D30/R25/22	12,2	24	30	49-51	18	22	M10-M12	25
USD M10-12/D30/R25/23	12,2	24	30	49-51	19	23	M10-M12	25
USD M10-12/D30/R25/24	12,2	24	30	49-51	20	24	M10-M12	25
USD M10-12/D30/R25/25	12,2	24	30	49-51	21	25	M10-M12	25
USD M10-12/D30/R25/26	12,2	24	30	49-51	22	26	M10-M12	25
USD M10-12/D30/R25/27	12,2	24	30	49-51	23	27	M10-M12	25
USD M10-12/D30/R25/28	12,2	24	30	49-51	24	28	M10-M12	25
USD M10-12/D30/R25/29	12,2	24	30	49-51	25	29	M10-M12	25
USD M10-12/D30/R25/30	12,2	24	30	49-51	26	30	M10-M12	25
USD M10-12/D30/R30/3	12,2	0	30	59-61	0	3	M10-M12	30
USD M10-12/D30/R30/4	12,2	0	30	59-61	0	4	M10-M12	30
USD M10-12/D30/R30/5	12,2	24	30	59-61	1	5	M10-M12	30
USD M10-12/D30/R30/6	12,2	24	30	59-61	2	6	M10-M12	30
USD M10-12/D30/R30/7	12,2	24	30	59-61	3	7	M10-M12	30
USD M10-12/D30/R30/8	12,2	24	30	59-61	4	8	M10-M12	30
USD M10-12/D30/R30/9	12,2	24	30	59-61	5	9	M10-M12	30
USD M10-12/D30/R30/10	12,2	24	30	59-61	6	10	M10-M12	30
USD M10-12/D30/R30/11	12,2	24	30	59-61	7	11	M10-M12	30
USD M10-12/D30/R30/12	12,2	24	30	59-61	8	12	M10-M12	30
USD M10-12/D30/R30/13	12,2	24	30	59-61	9	13	M10-M12	30
USD M10-12/D30/R30/14	12,2	24	30	59-61	10	14	M10-M12	30
USD M10-12/D30/R30/15	12,2	24	30	59-61	11	15	M10-M12	30
USD M10-12/D30/R30/16	12,2	24	30	59-61	12	16	M10-M12	30
USD M10-12/D30/R30/17	12,2	24	30	59-61	13	17	M10-M12	30
USD M10-12/D30/R30/18	12,2	24	30	59-61	14	18	M10-M12	30
USD M10-12/D30/R30/19	12,2	24	30	59-61	15	19	M10-M12	30
USD M10-12/D30/R30/20	12,2	24	30	59-61	16	20	M10-M12	30
USD M10-12/D30/R30/21	12,2	24	30	59-61	17	21	M10-M12	30
USD M10-12/D30/R30/22	12,2	24	30	59-61	18	22	M10-M12	30
USD M10-12/D30/R30/23	12,2	24	30	59-61	19	23	M10-M12	30
USD M10-12/D30/R30/24	12,2	24	30	59-61	20	24	M10-M12	30
USD M10-12/D30/R30/25	12,2	24	30	59-61	21	25	M10-M12	30

Gruppe / Group: USD

Bestellnummer *Order Number*	d *d* mm	d1 *d1* mm	D *D* mm	D1 *D1* mm	H *H* mm	L *L* mm	M *M*	R *R* mm
USD M10-12/D30/R30/26	12,2	24	30	59-61	22	26	M10-M12	30
USD M10-12/D30/R30/27	12,2	24	30	59-61	23	27	M10-M12	30
USD M10-12/D30/R30/28	12,2	24	30	59-61	24	28	M10-M12	30
USD M10-12/D30/R30/29	12,2	24	30	59-61	25	29	M10-M12	30
USD M10-12/D30/R30/30	12,2	24	30	59-61	26	30	M10-M12	30
USD M10-12/D30/R40/3	12,2	0	30	79-81	0	3	M10-M12	40
USD M10-12/D30/R40/4	12,2	0	30	79-81	0	4	M10-M12	40
USD M10-12/D30/R40/5	12,2	24	30	79-81	1	5	M10-M12	40
USD M10-12/D30/R40/6	12,2	24	30	79-81	2	6	M10-M12	40
USD M10-12/D30/R40/7	12,2	24	30	79-81	3	7	M10-M12	40
USD M10-12/D30/R40/8	12,2	24	30	79-81	4	8	M10-M12	40
USD M10-12/D30/R40/9	12,2	24	30	79-81	5	9	M10-M12	40
USD M10-12/D30/R40/10	12,2	24	30	79-81	6	10	M10-M12	40
USD M10-12/D30/R40/11	12,2	24	30	79-81	7	11	M10-M12	40
USD M10-12/D30/R40/12	12,2	24	30	79-81	8	12	M10-M12	40
USD M10-12/D30/R40/13	12,2	24	30	79-81	9	13	M10-M12	40
USD M10-12/D30/R40/14	12,2	24	30	79-81	10	14	M10-M12	40
USD M10-12/D30/R40/15	12,2	24	30	79-81	11	15	M10-M12	40
USD M10-12/D30/R40/16	12,2	24	30	79-81	12	16	M10-M12	40
USD M10-12/D30/R40/17	12,2	24	30	79-81	13	17	M10-M12	40
USD M10-12/D30/R40/18	12,2	24	30	79-81	14	18	M10-M12	40
USD M10-12/D30/R40/19	12,2	24	30	79-81	15	19	M10-M12	40
USD M10-12/D30/R40/20	12,2	24	30	79-81	16	20	M10-M12	40
USD M10-12/D30/R40/21	12,2	24	30	79-81	17	21	M10-M12	40
USD M10-12/D30/R40/22	12,2	24	30	79-81	18	22	M10-M12	40
USD M10-12/D30/R40/23	12,2	24	30	79-81	19	23	M10-M12	40
USD M10-12/D30/R40/24	12,2	24	30	79-81	20	24	M10-M12	40
USD M10-12/D30/R40/25	12,2	24	30	79-81	21	25	M10-M12	40
USD M10-12/D30/R40/26	12,2	24	30	79-81	22	26	M10-M12	40
USD M10-12/D30/R40/27	12,2	24	30	79-81	23	27	M10-M12	40
USD M10-12/D30/R40/28	12,2	24	30	79-81	24	28	M10-M12	40
USD M10-12/D30/R40/29	12,2	24	30	79-81	25	29	M10-M12	40
USD M10-12/D30/R40/30	12,2	24	30	79-81	26	30	M10-M12	40

Standardfarben
- schwarz RAL 9005

Material
- Polyamid 6 (PA 6)

Standard Colours
- *black RAL 9005*

Material
- *Polyamide 6 (PA 6)*

Gruppe / Group: 102

Satteldistanzstücke aus Polyamid (D = 13-40 mm, d = 4,2-16,5 mm, H = 5,5-12 mm)
Polyamide saddle washers and spacers (D = 13-40 mm, d = 4,2-16,5 mm, H = 5,5-12 mm)

102

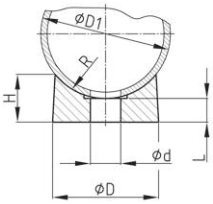

102

Bestellnummer *Order Number*	d *d* mm	D *D* mm	D1 *D1* mm	H *H* mm	L *L* mm	M *M*	R *R* mm
102-13	4,2	13	12-14	5,5	2,2	M4	6,5
102-14	5,2	13	12-14	5,5	2,2	M5	6,5
102-16	5	16	15-17	6,8	2,4	M5	8
102-19	5,2	19	18-20	8	2,7	M5	9,5
102-20	6,2	19	18-20	8	2,7	M6	9,5
102-22	5,2	22	21-23	9	3	M5	11
102-23	6,2	22	21-23	9	3	M6	11
102-25	6,2	25	24-26	10	3,1	M6	12,5
102-24	8,2	22	21-23	9	3	M8	11
102-26	8,3	25	24-26	10	3,1	M8	12,5
102-28	6,2	28	27-29	11	3,3	M6	14
102-29	8,3	28	27-29	11	3,3	M8	14
102-32	8,3	32	30-34	12	3,4	M8	16
102-33	10,4	32	30-34	12	3,4	M10	16,5
102-55	6,6	40	50-60	12	5	M6	27,5
102-56	16,5	40	50-60	12	5	M16	28,5
102-57	10,4	40	50-60	12	5	M10	28,5

Standardfarben
- schwarz
- natur

Material
- Polyamid (PA)

Standard Colours
- *black*
- *uncoloured*

Material
- *Polyamide (PA)*

Gruppe / Group: TDI

Satteldistanzstücke aus Polyethylen (D = 13-17 mm, d = 5,5-6 mm, L = 5-16 mm)
Polyethylene saddle washers and spacers (D = 13-17 mm, d = 5,5-6 mm, L = 5-16 mm)

TDI

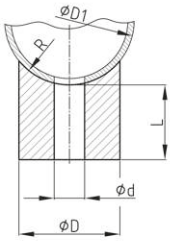

TDI

Bestellnummer *Order Number*	d *d* mm	D *D* mm	D1 *D1* mm	L *L* mm	M *M*	R *R* mm
TDI 13 / 5,5 / 14	5,5	13	11,5-12,5	14	M5	6
TDI 13 / 5,5 / 5	5,5	13	11,5-12,5	5	M5	6
TDI 13 / 5,5 / 7	5,5	13	11,5-12,5	7	M5	6
TDI 17 / 6 / 10	6	17	12-14	10	M6	6,5
TDI 17 / 6 / 14	6	17	12-14	14	M6	6,5
TDI 17 / 6 / 16	6	17	12-14	16	M6	6,5
TDI 17 / 6 / 5	6	17	12-14	5	M6	6,5
TDI 17 / 6 / 7	6	17	12-14	7	M6	6,5

Standardfarben
- schwarz

Material
- Polyethylen (PE)

Standard Colours
- *black*

Material
- *Polyethylene (PE)*

Gruppe / Group: PIT

Konische Satteldistanzstücke aus PVC (D = 19,5-22 mm, d = 4,8-5 mm, L = 9-11 mm)
Conical PVC saddle washers (D = 19,5-22 mm, d = 4,8-5 mm, L = 9-11 mm)

Bestellnummer ***Order Number***	**d** ***d*** **mm**	**d1** ***d1*** **mm**	**D** ***D*** **mm**	**D1** ***D1*** **mm**	**H** ***H*** **mm**	**L** ***L*** **mm**	**M** ***M***	**R** ***R*** **mm**
PIT 19,5 / 4,5 / 9	4,8	8,8	19,5	19-22	6	9	M4	10
PIT 22 / 5 / 11	5	9,5	22	21-23	7,5	11	M5	11

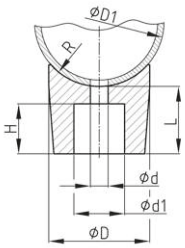

PIT

PIT

Standardfarben
- schwarz

Standard Colours
- *black*

Material
- Weich-PVC (PVC-P)

Material
- *Plasticised PVC (PVC-P)*

Gruppe / Group: PIC

Sattelanschraubpuffer aus PVC (D = 25 mm, d = 6,5 mm, L = 20 mm)
Saddle screw on buffers made of PVC (D = 25 mm, d = 6,5 mm, L = 20 mm)

Bestellnummer ***Order Number***	**d** ***d*** **mm**	**D** ***D*** **mm**	**D1** ***D1*** **mm**	**H** ***H*** **mm**	**L** ***L*** **mm**	**M** ***M***	**R** ***R*** **mm**
PIC 25 / 6,5 / 20	6,5	25	20-22	10	20	M6	10,5

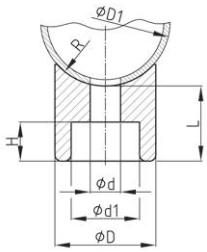

PIC

PIC

Standardfarben
- schwarz

Standard Colours
- *black*

Material
- Weich-PVC (PVC-P)

Material
- *Plasticised PVC (PVC-P)*

Gruppe / Group: LTBB

Lagerbuchsen mit Bund
Bearing bushes with collar

LTBB

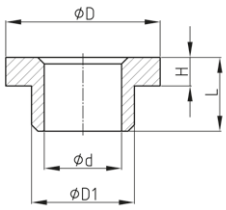

LTBB

Bestellnummer *Order Number*	d *d* mm	D *D* mm	D1 *D1* mm	H *H* mm	L *L* mm
LTBB 88061901	6	10	8	2	10
LTBB 88061902	6	15	10	1,5	8
LTBB 88061903	6	15	10	1,5	10
LTBB 88061904	8	16	12	2	6
LTBB 88061905	8	16	12	2	12
LTBB 88061906	10	16	12	2	6
LTBB 88061907	10	16	12	2	12
LTBB 88061908	8	20	14	2	10
LTBB 88061909	8	20	14	2	12
LTBB 88061910	10	20	14	2	10
LTBB 88061911	10	20	14	2	12
LTBB 88061912	12	20	14	2	10
LTBB 88061913	12	20	14	2	12
LTBB 88061914	10	20	16	2	10
LTBB 88061915	10	20	16	2	12
LTBB 88061916	12	20	16	2	10
LTBB 88061917	12	20	16	2	12
LTBB 88061918	13	24	17	4	20
LTBB 88061919	14	24	17	4	20
LTBB 88061920	10	24	18	4	20
LTBB 88061921	12	24	18	4	20
LTBB 88061922	13	28	20	4	20
LTBB 88061923	14	28	20	4	20
LTBB 88061924	15	28	20	4	20
LTBB 88061925	16	28	20	2	15
LTBB 88061926	16	28	20	4	20
LTBB 88061927	14	30	20	4	20
LTBB 88061928	14	30	20	2	24
LTBB 88061929	15	30	20	4	20
LTBB 88061930	16	30	20	4	20
LTBB 88061931	12	30	22	4	20
LTBB 88061932	14	30	22	4	20
LTBB 88061933	15	30	22	4	20
LTBB 88061934	16	30	22	2	15
LTBB 88061935	16	30	22	4	20
LTBB 88061936	18	30	22	4	20
LTBB 88061937	14	30	24	4	20
LTBB 88061938	16	30	24	2	15
LTBB 88061939	16	30	24	4	20
LTBB 88061940	18	30	24	4	20
LTBB 88061941	20	30	24	2	15
LTBB 88061942	20	30	24	4	20
LTBB 88061943	15	30	25	4	20

Bestellnummer *Order Number*	d *d* mm	D *D* mm	D1 *D1* mm	H *H* mm	L *L* mm
LTBB 88061944	16	30	25	4	20
LTBB 88061945	18	30	25	4	20
LTBB 88061946	20	30	25	2	15
LTBB 88061947	20	30	25	4	20
LTBB 88061948	22	30	25	4	20
LTBB 88061949	16	30	26	4	20
LTBB 88061950	18	30	26	4	20
LTBB 88061951	20	30	26	2	12
LTBB 88061952	20	30	26	4	20
LTBB 88061953	22	30	26	4	20
LTBB 88061954	16	32	26	4	20
LTBB 88061955	18	32	26	4	20
LTBB 88061956	20	32	26	2	15
LTBB 88061957	20	32	26	3	20
LTBB 88061958	20	32	26	4	20
LTBB 88061959	22	32	26	4	20
LTBB 88061960	20	34	28	4	20
LTBB 88061961	22	34	28	4	20
LTBB 88061962	20	36	30	3	24
LTBB 88061963	20	36	30	4	24
LTBB 88061964	22	36	30	4	24
LTBB 88061965	24	36	30	4	24
LTBB 88061966	25	36	30	3	20
LTBB 88061967	25	36	30	4	24
LTBB 88061968	22	40	32	4	24
LTBB 88061969	24	40	32	4	24
LTBB 88061970	25	40	32	3	20
LTBB 88061971	25	40	32	4	24
LTBB 88061972	26	40	32	4	24
LTBB 88061973	28	40	32	4	24
LTBB 88061974	28	40	32	4	30
LTBB 88061975	30	40	32	4	24
LTBB 88061976	30	40	32	4	30
LTBB 88061977	24	45	35	4	24
LTBB 88061978	25	45	35	4	20
LTBB 88061979	25	45	35	4	24
LTBB 88061980	25	45	35	4	30
LTBB 88061981	26	45	35	4	24
LTBB 88061982	28	45	35	4	24
LTBB 88061983	28	45	35	4	30
LTBB 88061984	30	45	35	4	24
LTBB 88061985	30	45	35	4	30
LTBB 88061986	32	45	35	4	24

Bestellnummer *Order Number*	d *d* mm	D *D* mm	D1 *D1* mm	H *H* mm	L *L* mm
LTBB 88061987	32	45	35	4	30
LTBB 88061988	25	45	36	4	24
LTBB 88061989	26	45	36	4	24
LTBB 88061990	28	45	36	4	24
LTBB 88061991	30	45	36	4	24
LTBB 88061992	32	45	36	4	24
LTBB 88061993	26	48	38	4	24
LTBB 88061994	28	48	38	4	24
LTBB 88061995	28	48	38	4	30
LTBB 88061996	30	48	38	4	24
LTBB 88061997	30	48	38	4	30
LTBB 88061998	32	48	38	4	30
LTBB 88061999	32	48	38	4	24
LTBB 88062000	28	50	40	4	24
LTBB 88062001	30	50	40	4	24
LTBB 88062002	32	50	40	4	24
LTBB 88062003	32	50	40	4	30
LTBB 88062004	33	50	40	4	24
LTBB 88062006	36	50	40	4	24
LTBB 88062007	32	54	44	5	40
LTBB 88062008	33	54	44	5	40
LTBB 88062009	36	54	44	5	40
LTBB 88062010	38	54	44	5	40
LTBB 88062111	40	54	44	5	40
LTBB 88062112	36	58	48	5	40
LTBB 88062113	38	58	48	5	40
LTBB 88062114	40	58	48	5	40
LTBB 88062115	42	58	48	5	40
LTBB 88062116	38	60	50	5	40
LTBB 88062117	40	60	50	5	40
LTBB 88062118	42	60	50	5	40
LTBB 88062119	40	70	56	5	40
LTBB 88062120	42	70	56	5	40
LTBB 88062121	45	70	56	5	40
LTBB 88062122	48	70	56	5	40
LTBB 88062123	50	70	56	5	40
LTBB 88062124	50	70	56	5	50
LTBB 88062125	45	70	60	5	40
LTBB 88062126	48	70	60	5	40
LTBB 88062127	50	70	60	5	40
LTBB 88062128	50	70	60	5	50

Standardfarben
- natur

Material
- Polyamid 6.6 (PA 6.6)

Standard Colours
- *uncoloured*

Material
- *Polyamide 6.6 (PA 6.6)*

Gruppe / Group: 08

Gleitlager mit Bund
Slide bushings with collar

08

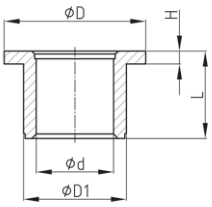

08

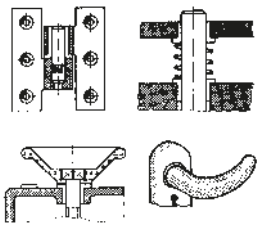

08

Bestellnummer *Order Number*	d *d* mm	D *D* mm	D1 *D1* mm	L *L* mm	H *H* mm
08-3	3	8	5	7	2
08-4	4	9	6	8	2
08-5	5	11	8	10	2
08-6	6	12	9	11	2
08-6-9	6	15	10	8,5	2
08-6-10	6	12	9	6	2
08-8	8	16	11	13	2
08-8-9	8	16	12	6	2
08-8-10	8	20	14	10	2
08-8-11	8	16	11	7	2
08-10	10	18	13	15	2
08-10-10	10	16	12	6	2

Bestellnummer *Order Number*	d *d* mm	D *D* mm	D1 *D1* mm	L *L* mm	H *H* mm
08-10-11	10	20	14	10	2
08-10-12	10	21	16	10	2
08-10-14	10	18	13	8	2
08-12	12	21	16	19	2
08-12-6	12	20	14	10	2
08-12-7	12	21	16	10	2
08-14	14	28	18	21	3
08-16	16	28	20	22	2,5
08-16-3	16	28	20	15,5	2,5
08-16-4	16	30	22	15	2
08-18	18	30	22	25	2,5
08-18-3	18,5	23,5	20	7,5	1,4

Bestellnummer *Order Number*	d *d* mm	D *D* mm	D1 *D1* mm	L *L* mm	H *H* mm
08-20	20	30	24	26	2
08-20-2	20	30	24	15	2
08-20-3	20	30	25	15	2
08-20-4	20	32	26	15	2
08-24	24	37	30	30	2,5
08-25	25	37	30	30	2,5
08-28	28	40	33	33	2,5
08-30	30	42	35	35	2,5
08-32	32	45	38	38	3
08-40	40	55	46	46	3
08-50	50	67	56	50	3,5
08-60	60	81	68	50	4

Standardfarben
- natur

Material
- Polyamid (PA)

Standard Colours
- *uncoloured*

Material
- *Polyamide (PA)*

Gruppe / Group: 103

Gleitlager
Slide bushings

103

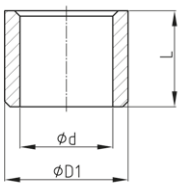

103

Bestellnummer *Order Number*	d *d* mm	D *D* mm	L *L* mm
103-8-12	8	12	10
103-8-14	8	14	10
103-10-12	10	12	10
103-10-14	10	14	10
103-10-16	10	16	10
103-12-14	12	14	10

Bestellnummer *Order Number*	d *d* mm	D *D* mm	L *L* mm
103-12-16	12	16	10
103-12-18	12	18	14
103-15-20	15	20	15
103-15-22	15	22	15
103-15-25	15	25	15
103-16-20	16	20	15

Bestellnummer *Order Number*	d *d* mm	D *D* mm	L *L* mm
103-16-22	16	22	15
103-16-24	16	24	15
103-20-24	20	24	15
103-20-25	20	25	15
103-20-26	20	26	20
103-20-28	20	28	20

Fortsetzung nächste Seite / *Continue next page*

Gruppe / Group: 103 - siehe Vorseite / look at page before

Standardfarben
- natur

Material
- Polyamid (PA)

Standard Colours
- *uncoloured*

Material
- *Polyamide (PA)*

Gruppe / Group: 18

Isolierhülsen
Insulating sleeves

18

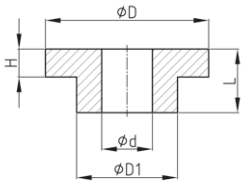

18

Bestellnummer *Order Number*	d *d* mm	D *D* mm	D1 *D1* mm	H *H* mm	L *L* mm	M *M*
18-2	2,1	6	3,3	1	2,5	M2
18-2,5	2,6	10	3,9	1,3	3	M2,5
18-3	3,1	10	3,9	1,3	3	M3
18-3-1	3,1	10	4,9	1,3	3	M3
18-3-2	3,1	10	5,9	1,3	3	M3
18-3-3	3,1	15	6,9	1,5	3,5	M3
18-3-4	3,1	15	7,9	1,5	3,5	M3
18-3-5	3,1	15	8,9	1,5	3,5	M3
18-3-6	3,1	15	9,9	1,5	3,5	M3
18-3-7	3,1	18	10,9	1,5	3,5	M3
18-4	4,2	10	4,9	1,3	3	M4
18-4-1	4,2	10	5,9	1,3	3	M4
18-4-2	4,2	15	6,9	1,5	3,5	M4
18-4-3	4,2	15	7,9	1,5	3,5	M4
18-4-4	4,2	15	8,9	1,5	3,5	M4
18-4-5	4,2	15	9,9	1,5	3,5	M4
18-4-6	4,2	18	10,9	1,5	3,5	M4
18-4-7	4,2	18	11,9	1,5	3,5	M4
18-5	5,2	10	5,9	1,3	3	M5
18-5-1	5,2	15	6,9	1,5	3,5	M5
18-5-2	5,2	15	7,9	1,5	3,5	M5
18-5-3	5,2	15	8,9	1,5	3,5	M5
18-5-4	5,2	15	9,9	1,5	3,5	M5

Bestellnummer *Order Number*	d *d* mm	D *D* mm	D1 *D1* mm	H *H* mm	L *L* mm	M *M*
18-5-5	5,2	18	10,9	1,5	3,5	M5
18-5-6	5,2	18	11,9	1,5	3,5	M5
18-6	6,2	15	6,9	1,5	3,5	M6
18-6-1	6,2	15	7,9	1,5	3,5	M6
18-6-2	6,2	15	8,9	1,5	3,5	M6
18-6-3	6,2	15	9,9	1,5	3,5	M6
18-6-4	6,2	18	10,9	1,5	3,5	M6
18-6-5	6,2	18	11,9	1,5	3,5	M6
18-8	8,2	15	8,9	1,5	3,5	M8
18-8-1	8,2	15	9,9	1,5	3,5	M8
18-8-2	8,2	18	10,9	1,5	3,5	M8
18-8-3	8,2	18	11,9	1,5	3,5	M8
18-10	10,2	18	10,9	1,5	3,5	M10
18-10-1	10,2	18	11,9	1,5	3,5	M10
18-10-2	10,2	19	12,9	1,5	3,5	M10
18-12	12,2	25	13,8	2	4	M12
18-12-1	12,2	25	14,8	2	4	M12
18-12-2	12,2	25	15,8	2	4	M12
18-12-3	12,2	25	17,8	2	4	M12
18-14	14,2	25	15,8	2	4	M14
18-14-1	14,2	25	17,8	2	4	M14
18-16	16,2	25	17,8	2	4	M16

Standardfarben
- natur

Material
- Polyamid (PA)

Standard Colours
- *uncoloured*

Material
- *Polyamide (PA)*

Gruppe / Group: LTI

Isolierbuchsen
Insulating bushings

LTI

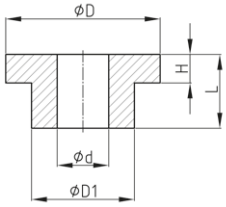

LTI

Bestellnummer *Order Number*	d *d* mm	D *D* mm	D1 *D1* mm	H *H* mm	L *L* mm
LTI 88061702	2,1	5,2	2,9	1	3
LTI 88061703	1,6	6,3	2,9	1	3
LTI 88061704	2,1	6,3	2,9	0,8	2
LTI 88061705	1,6	5,2	3,2	1	3
LTI 88061706	2,1	5,2	3,2	1	3
LTI 88061707	2,4	5,2	3,2	1	3
LTI 88061708	1,6	6	3,3	1	3
LTI 88061709	2,1	6	3,3	1	2,5
LTI 88061710	2,1	6	3,3	1	3
LTI 88061711	2,4	6	3,3	1	3
LTI 88061712	2,6	6	3,3	1	3
LTI 88061713	1,6	5,1	3,5	0,8	2
LTI 88061714	2,1	5,1	3,5	0,8	2
LTI 88061715	2,4	5,1	3,5	0,8	2
LTI 88061716	2,6	5,1	3,5	0,8	2
LTI 88061717	2,8	5,1	3,5	0,8	2
LTI 88061718	2,1	6,1	3,5	0,8	2
LTI 88061719	2,4	6,1	3,5	0,8	2
LTI 88061720	2,6	6,1	3,5	0,8	2
LTI 88061721	2,8	6,1	3,5	0,8	2
LTI 88061722	2,1	6,1	3,8	0,8	2
LTI 88061723	2,4	6,1	3,8	0,8	2
LTI 88061724	2,6	6,1	3,8	0,8	2
LTI 88061725	2,8	6,1	3,8	0,8	2
LTI 88061726	3,1	6,1	3,8	0,8	2
LTI 88061727	2,1	10	3,9	1,3	3
LTI 88061728	2,4	10	3,9	1,3	3
LTI 88061729	2,6	10	3,9	1,3	3
LTI 88061730	2,8	10	3,9	1,3	3
LTI 88061731	3,1	10	3,9	1,3	3
LTI 88061732	2,1	6,2	4	1,3	3
LTI 88061733	2,4	6,2	4	1,3	3
LTI 88061734	2,6	6,2	4	1,3	3
LTI 88061735	3,1	6,2	4	1,3	3
LTI 88061736	2,1	7,4	4,3	1,3	3
LTI 88061737	2,4	7,4	4,3	1,3	3
LTI 88061738	2,6	7,4	4,3	1,3	3
LTI 88061739	2,8	7,4	4,3	1,3	3
LTI 88061740	3,1	7,4	4,3	1,3	3
LTI 88061741	3,6	7,4	4,3	1,3	3
LTI 88061742	2,1	7,9	4,7	1,3	3
LTI 88061743	2,4	7,9	4,7	1,3	3
LTI 88061744	2,6	7,9	4,7	1,3	3

Bestellnummer *Order Number*	d *d* mm	D *D* mm	D1 *D1* mm	H *H* mm	L *L* mm
LTI 88061745	2,8	7,9	4,7	1,3	3
LTI 88061746	3,1	7,9	4,7	1,3	3
LTI 88061747	3,6	7,9	4,7	1,3	3
LTI 88061748	2,1	10	4,9	1,3	3
LTI 88061749	2,4	10	4,9	1,3	3
LTI 88061750	2,6	10	4,9	1,3	3
LTI 88061751	2,8	10	4,9	1,3	3
LTI 88061752	3,1	10	4,9	1,3	3
LTI 88061753	3,6	10	4,9	1,3	3
LTI 88061754	4,2	10	4,9	1,3	3
LTI 88061755	2,1	10	5,5	1,3	3
LTI 88061756	2,4	10	5,5	1,3	3
LTI 88061757	2,6	10	5,5	1,3	3
LTI 88061758	2,8	10	5,5	1,3	3
LTI 88061759	3,1	10	5,5	1,3	3
LTI 88061760	3,6	10	5,5	1,3	3
LTI 88061761	4,2	10	5,5	1,3	3
LTI 88061762	2,1	10	5,9	1,3	3
LTI 88061763	2,4	10	5,9	1,3	3
LTI 88061764	2,6	10	5,9	1,3	3
LTI 88061765	2,8	10	5,9	1,3	3
LTI 88061766	3,1	10	5,9	1,3	3
LTI 88061767	3,6	10	5,9	1,3	3
LTI 88061768	4,2	10	5,9	1,3	3
LTI 88061769	5,2	10	5,9	1,3	3
LTI 88061770	3,1	8,2	6	1,3	3
LTI 88061771	3,6	8,2	6	1,3	3
LTI 88061772	4,2	8,2	6	1,3	3
LTI 88061773	5,2	8,2	6	1,3	3
LTI 88061774	3,1	9,5	6,3	1,3	3
LTI 88061775	3,6	9,5	6,3	1,3	3
LTI 88061776	4,2	9,5	6,3	1,3	3
LTI 88061777	5,2	9,5	6,3	1,3	3
LTI 88061778	3,1	13	6,3	1,3	3
LTI 88061779	3,6	13	6,3	1,3	3
LTI 88061780	4,2	13	6,3	1,3	3
LTI 88061781	5,2	13	6,3	1,3	3
LTI 88061801	5,1	15	6	3,2	9,4
LTI 88061802	3,1	15	6,9	1,5	3,5
LTI 88061803	3,6	15	6,9	1,5	3,5
LTI 88061804	4,2	15	6,9	1,5	3,5
LTI 88061805	5,2	15	6,9	1,5	3,5
LTI 88061806	6,2	15	6,9	1,5	3,5

Bestellnummer *Order Number*	d *d* mm	D *D* mm	D1 *D1* mm	H *H* mm	L *L* mm
LTI 88061807	3,1	15	7,9	1,5	3,5
LTI 88061808	3,6	15	7,9	1,5	3,5
LTI 88061809	4,2	15	7,9	1,5	3,5
LTI 88061810	5,2	15	7,9	1,5	3,5
LTI 88061811	6,2	15	7,9	1,5	3,5
LTI 88061812	3,1	15	8,9	1,5	3,5
LTI 88061813	3,6	15	8,9	1,5	3,5
LTI 88061814	4,2	15	8,9	1,5	3,5
LTI 88061815	5,2	15	8,9	1,5	3,5
LTI 88061816	6,2	15	8,9	1,5	3,5
LTI 88061817	8,2	15	8,9	1,5	3,5
LTI 88061818	3,1	15	9,9	1,5	3,5
LTI 88061819	3,6	15	9,9	1,5	3,5
LTI 88061820	4,2	15	9,9	1,5	3,5
LTI 88061821	5,2	15	9,9	1,5	3,5
LTI 88061822	6,2	15	9,9	1,5	3,5
LTI 88061823	8,2	15	9,9	1,5	3,5
LTI 88061824	8,2	18	10,5	1	5
LTI 88061825	3,1	18	10,9	1,5	4
LTI 88061826	4,2	18	10,9	1,5	4
LTI 88061827	5,2	18	10,9	1,5	4
LTI 88061828	6,2	18	10,9	1,5	4
LTI 88061829	8,2	18	10,9	1,5	4
LTI 88061830	10,2	18	10,9	1,5	4
LTI 88061831	4,2	18	11,9	1,5	4
LTI 88061832	5,2	18	11,9	1,5	4
LTI 88061833	6,2	18	11,9	1,5	4
LTI 88061834	8,2	18	11,9	1,5	4
LTI 88061835	10,2	18	11,9	1,5	4
LTI 88061836	10,2	21	12,5	1	5
LTI 88061837	10,2	19	12,9	1,5	4
LTI 88061838	12,2	25	13,8	2	4
LTI 88061839	12,2	25	14,8	2	4
LTI 88061840	12,2	25	15	1	5
LTI 88061841	12,2	25	15,8	2	4
LTI 88061842	14,2	25	15,8	2	4
LTI 88061843	12,2	25	17,8	2	4
LTI 88061844	14,2	25	17,8	2	4
LTI 88061845	16,2	25	17,8	2	4
LTI 88061846	16,2	23	19	1	25
LTI 88061847	3,6	18	10,9	1,5	4

Standardfarben
- natur

Material
- Polyamid (PA)

Standard Colours
- *uncoloured*

Material
- *Polyamide (PA)*

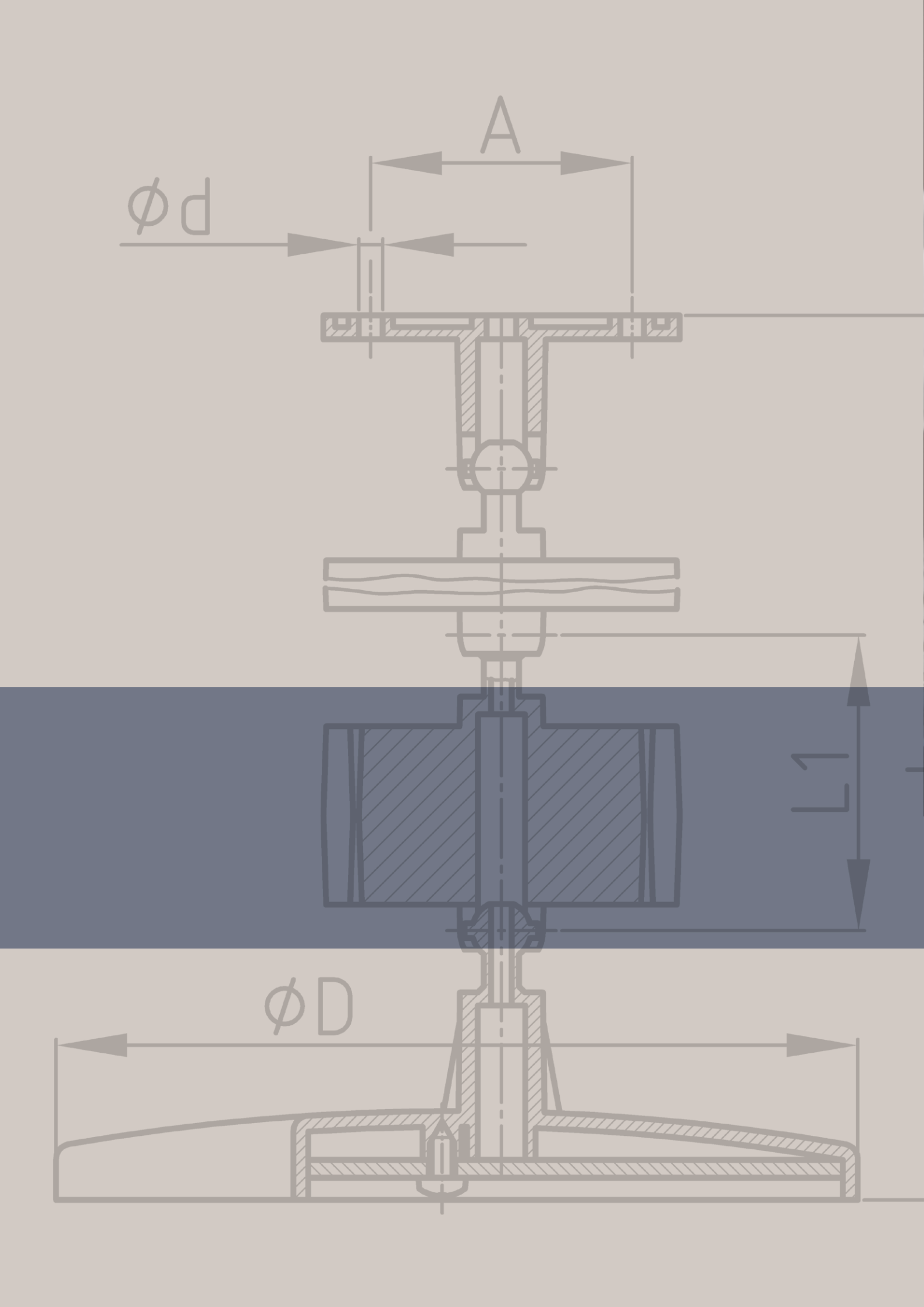
A
Ød
L1
ØD

Elektrozubehör

Electro accessories

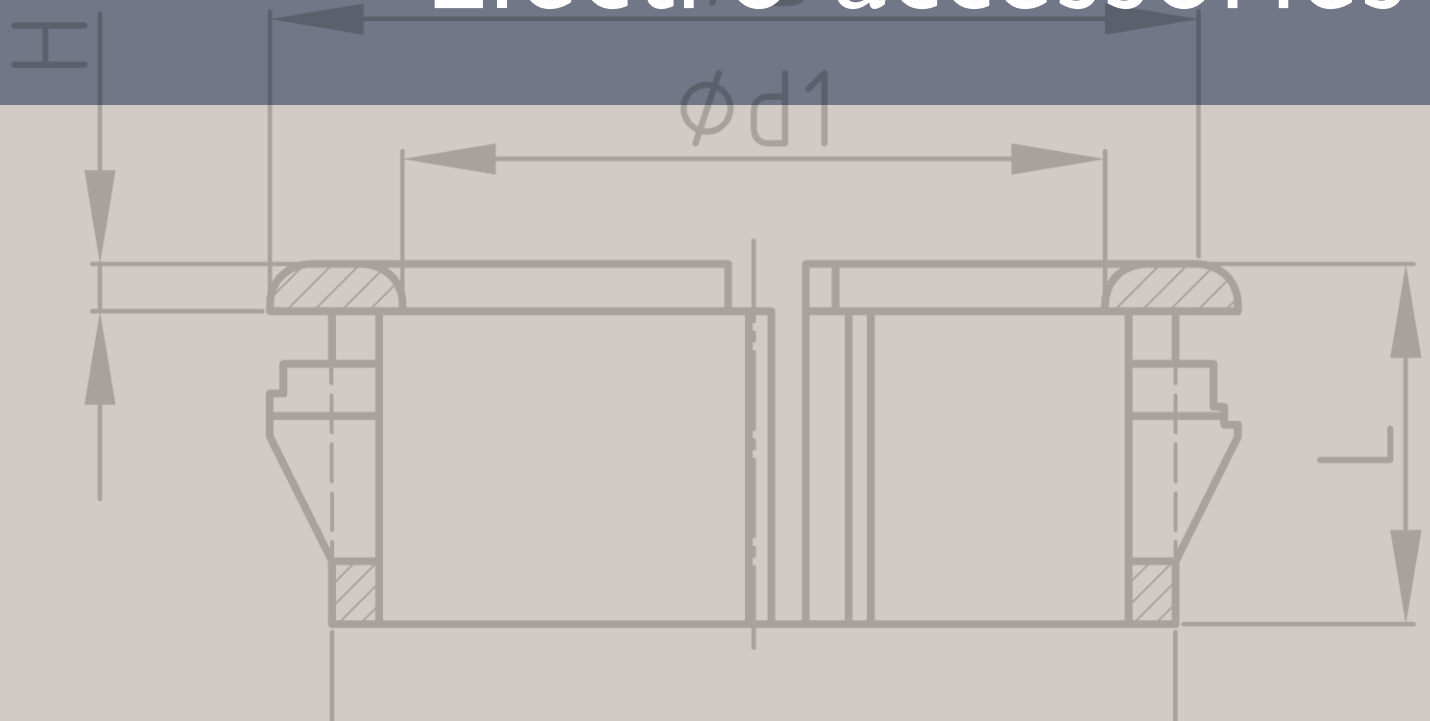

Gruppe / Group: KBFH

Horizontale Kabelführung für Schreib- oder Arbeitstische (KBFH = Kabelkettenset, KBFHE = Einzelelement)
Cable chain for horizontal cable guiding for desks (KBFH = cable chain set, KBFHE = chain element)

KBFH

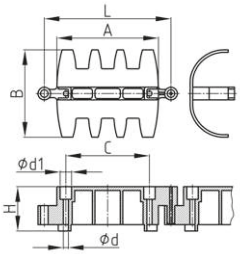

KBFH

Bestellnummer *Order Number*	A *A* mm	B *B* mm	C *C* mm	d *d* mm	d1 *d1* mm	H *H* mm	L *L* mm
KBFH 1400 mm / 14	80	70	66	4	9	35	100
KBFH 1600 mm / 16	80	70	66	4	9	35	100
KBFH 1800 mm / 18	80	70	66	4	9	35	100
KBFHE 100 mm	80	70	66	4	9	35	100

Standardfarben
- schwarz
- weißaluminium RAL 9006

Material
- Polypropylen (PP)

Standard Colours
- *black*
- *white aluminium RAL 9006*

Material
- *Polypropylene (PP)*

Gruppe / Group: KBKO

Ovales Kabelketten-Set zur Kabelzuführung zu Schreib- oder Arbeitstischen (KBKO = Kabelketten-Set, KBKOE = Einzelelement)
Oval cable chain set for cable feed to writing or working tables (KBKO = cable chain set, KBKOE = chain element)

KBKO

KBKO

KBKOE

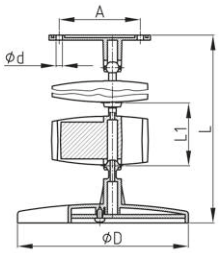

KBKO

Bestellnummer *Order Number*	A *A* mm	d *d* mm	D *D* mm	L *L* mm	L1 *L1* mm	Element(e) *Element(s)* Stück	Für bis zu X Kabel *For up to x cable* Stück
KBKO 720 - 820 mm/ 15 / 8	64	4,5	141	720-820	50	15	8
KBKO 1170 - 1270 mm/ 24 / 8	64	4,5	141	1170-1270	50	24	8
KBKOE 50 mm	4,5	-	-	-	50	1	-

Standardfarben
- schwarz
- weißaluminium RAL 9006

Material
- Polypropylen (PP)

Bestellhinweise
- Komplettverpackung im Einzelkarton (montierte Kettenglieder mit schwerem, blechverstärktem Fuß und Kopfstück mit angespritzten Kabelklemmen und Befestigungsschraubensatz)

Standard Colours
- *black*
- *white aluminium RAL 9006*

Material
- *Polypropylene (PP)*

Order informations
- *Complete packing in one box (assembled chain segments with heavy metal sheet reinforced base and top segment with on-moulded cable clamps and with assembling screw set)*

Gruppe / Group: KBKR

Rundes Kabelketten-Set zur Kabelzuführung zu Schreib- oder Arbeitstischen
Round cable chain set for cable feed to writing or working tables

KBKR

KBKR

KBKRE

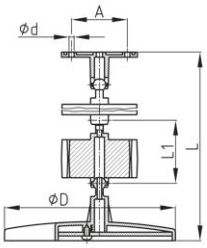

KBKR

Bestellnummer *Order Number*	A *A* mm	d *d* mm	D *D* mm	L *L* mm	L1 *L1* mm	Element(e) *Element(s)* Stück	Für bis zu X Kabel *For up to x cable* Stück
KBKR 720 - 820 mm/ 15 / 8	64	4,5	141	720-820	50	15	8
KBKR 1170 - 1270 mm/ 24 / 8	64	4,5	141	1170-1270	50	24	8

Standardfarben
- schwarz
- weißaluminium RAL 9006

Material
- Polypropylen (PP)

Bestellhinweise
- Komplettverpackung im Einzelkarton (montierte Kettenglieder mit schwerem, blechverstärktem Fuß und Kopfstück mit angespritzten Kabelklemmen und Befestigungsschraubensatz)

Standard Colours
- *black*
- *white aluminium RAL 9006*

Material
- *Polypropylene (PP)*

Order informations
- *Complete packing in one box (assembled chain segments with heavy metal sheet reinforced base and top segment with on-moulded cable clamps and with assembling screw set)*

Gruppe / Group: KBKA

Rundes Kabelketten-Set zur Kabelzuführung zu Schreib- oder Arbeitstischen
Round cable chain set for cable feed to writing or working tables

KBKA

KBKA

KBKA

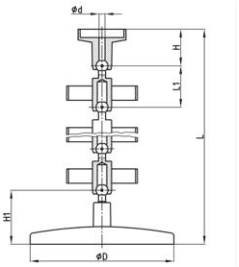

KBKA

Bestellnummer *Order Number*	d *d* mm	D *D* mm	H *H* mm	H1 *H1* mm	L *L* mm	L1 *L1* mm	Element(e) *Element(s)* Stück
KBKA 750 mm	2,5	125	21	40	750	30	25
KBKA 1200 mm	2,5	125	21	40	1200	30	40

Standardfarben
- schwarz
- weißaluminium RAL 9006

Material
- Polypropylen (PP)

Bestellhinweise
- Komplettverpackung im Einzelkarton (montierte Kettenglieder mit schwerem, blechverstärkten Fuß, Tischbefestigung und Befestigungsschraube)

Standard Colours
- *black*
- *white aluminium RAL 9006*

Material
- *Polypropylene (PP)*

Order informations
- *Complete packaging in single box (assembled chain links with heavy, sheet metal reinforced base, table fixing and fixing screw)*

Gruppe / Group: KBKE

8-förmiges Kabelketten-Set für die Kabelzuführung an Schreib- oder Arbeitstischen
8- shaped cable chain set for cable feed to writing or working tables

KBKE

KBKE

KBKE

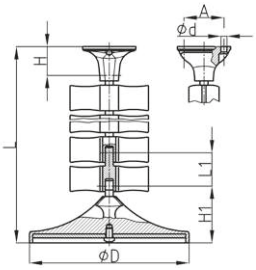

KBKE

Bestellnummer *Order Number*	A *A* mm	D *D* mm	d *d* mm	H *H* mm	H1 *H1* mm	L *L* mm	L1 *L1* mm	Element(e) *Element(s)* Stück
KBKE 748 mm	48,5	140	4,5	25	59	748	44	17
KBKE 1188 mm	48,5	140	4,5	25	59	1188	44	27

Standardfarben
- schwarz
- weißaluminium RAL 9006

Material
- Grundkörper: Polypropylen (PP)

Standard Colours
- *black*
- *white aluminium RAL 9006*

Material
- *Base body: Polypropylene (PP)*

Gruppe / Group: KBKU

Eckiges Kabelketten-Set zur Kabelzuführung zu Schreib- oder Arbeitstischen
Rectangular cable chain set for cable feed to writing or working tables

KBKU


KBKU

KBKU

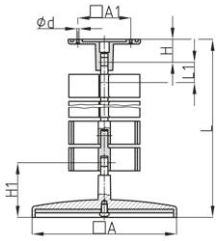

KBKU

Bestellnummer *Order Number*	A1 *A1* mm	A *A* mm	d *d* mm	H *H* mm	H1 *H1* mm	L *L* mm	L1 *L1* mm	Element(e) *Element(s)* Stück
KBKU 759 mm	201	55	4,5	24	40	759	33	23
KBKU 1254 mm	120	55	4,5	24	40	1254	33	38

Standardfarben
- schwarz
- weißaluminium RAL 9006

Material
- Grundkörper: Polypropylen (PP)

Standard Colours
- *black*
- *white aluminium RAL 9006*

Material
- *Base body: Polypropylene (PP)*

Gruppe / Group: KBKS

Eckiges Kabelketten-Set zur Kabelzuführung zu Schreib- oder Arbeitstischen
Rectangular cable chain set for cable feed to writing or working tables

KBKS

KBKS

KBKS

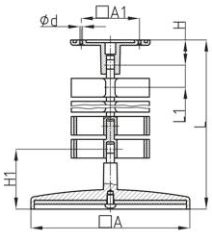

KBKS

Bestellnummer *Order Number*	A *A* mm	A1 *A1* mm	d *d* mm	H *H* mm	H1 *H1* mm	L *L* mm	L1 *L1* mm	Element(e) *Element(s)* Stück
KBKS 760 mm	120	55	4,5	24	40	760	19	40
KBKS 1260 mm	120	55	4,5	24	40	1260	19	66

Standardfarben
- schwarz
- weißaluminium RAL 9006

Material
- Grundkörper: Polypropylen (PP)

Standard Colours
- *black*
- *white aluminium RAL 9006*

Material
- *Base body: Polypropylene (PP)*

Gruppe / Group: KBKG

Konkaves Kabelketten-Set zur Kabelzuführung zu Schreib- oder Arbeitstischen
Concave cable chain set for cable feed to writing or working tables

KBKG

KBKG

KBKG

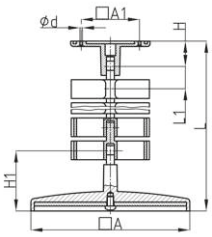

KBKG

Bestellnummer *Order Number*	A *A* mm	A1 *A1* mm	d *d* mm	H *H* mm	H1 *H1* mm	L *L* mm	L1 *L1* mm	Element(e) *Element(s)* Stück
KBKG 754 mm	120	55	4,5	24	40	754	29	26
KBKG 1247 mm	120	55	4,5	24	40	1247	29	43

Standardfarben
- schwarz
- weißaluminium RAL 9006

Material
- Grundkörper: Polypropylen (PP)

Standard Colours
- *black*
- *white aluminium RAL 9006*

Material
- *Base body: Polypropylene (PP)*

Gruppe / Group: KBKKL

Klemmanbindung für Kabelketten KBKR und KBKO
Clamps for cable chains KBKR and KBKO

KBKKL

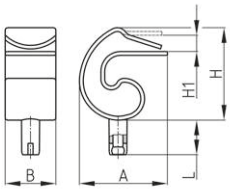

KBKKL

Bestellnummer *Order Number*	A *A* mm	B *B* mm	H *H* mm	H1 *H1* mm	L *L* mm
KBKKL 15	67	40	52	15	23,5
KBKKL 24	66	40	67	24	23,5

Standardfarben
- schwarz
- weißaluminium RAL 9006

Standard Colours
- *black*
- *white aluminium RAL 9006*

Material
- ABS

Material
- *ABS*

Gruppe / Group: KHT

Kabelführung
Cable guiding

KHT 4

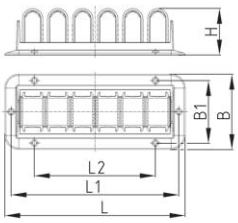

KHT 6

Bestellnummer *Order Number*	B *B* mm	B1 *B1* mm	H *H* mm	L *L* mm	L1 *L1* mm	L2 *L2* mm
KHT 6	65	54	42	155	144	104
KHT 6 S	65	54	42	155	144	104
KHT 4	65	54	42	110	99	59
KHT 4 S	65	54	42	110	99	59

Standardfarben
- schwarz

Standard Colours
- *black*

Material
- ABS

Material
- *ABS*

Bestellhinweise
- S = selbstklebend

Order informations
- *S = adhesive*

Gruppe / Group: KZE

Zugentlastung (KZE = Zugentlastung, KZES = Schweißklammer ohne Anschweißpunkt, KZESA = Schweißklammer mit Anschweißpunkt)
Cord grip (KZE = cord grip, KZES = weld clamp without weld on spots, KZESA = weld clamp with weld on spots)

KZE

KZES

KZESA

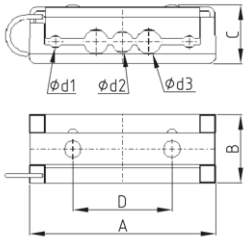

KZE

Bestellnummer *Order Number*	d1 *d1* mm	d2 *d2* mm	d3 *d3* mm	A *A* mm	B *B* mm	C *C* mm	D *D* mm
KZE	4	7	8	60	22	18	32
KZES	-	-	-	-	-	-	-
KZESA	-	-	-	-	-	-	32

Standardfarben
- schwarz

Material
- Grundkörper: Polypropylen (PP)
- Schweißklammer: Stahl

Bestellhinweise
- Die Schweißklammern KZES und KZESA sind lose beigelegt.

Standard Colours
- *black*

Material
- *Base body: Polypropylene (PP)*
- *Weld clamp: steel*

Order informations
- *The welding clamps KZES and KZESA are enclosed loose.*

Gruppe / Group: KDJ

Runde Kabeldurchführungen (3-teilig)
Round cable ducts (3 - parts)

KDJ

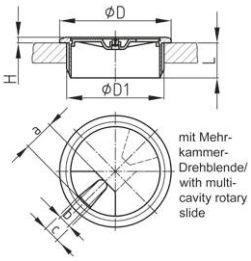

KDJ

Bestellnummer *Order Number*	D *D* mm	D1 *D1* mm	H *H* mm	L *L* mm	a *a* mm	b *b* mm	c *c* mm
KDJ 87 / 80 / 21,8	87	80	1,8	21,8	24,5	7	17

Standardfarben
- schwarz
- weiß
- lichtgrau RAL 7035

Standard Colours
- *black*
- *white*
- *light grey RAL 7035*

Material
- ABS

Material
- *ABS*

Gruppe / Group: PCS

Runde Kabeldurchführungen für Tische
Cable ducts for desks

PCS

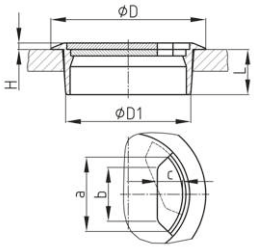

PCS

Bestellnummer *Order Number*	a *a* mm	b *b* mm	c *c* mm	D *D* mm	D1 *D1* mm	H *H* mm	L *L* mm
PCS 72/60	34	24	12	72	60	3	21
PCS 91/80	42,5	30	15	91	80	3,5	21

Standardfarben
- schwarz

Standard Colours
- *black*

Material
- PS schlagfest (SB)

Material
- *PS impact resistant*

Gruppe / Group: KDM

Runde Kabeldurchführungen (3-teilig)
Round cable ducts (3 - parts)

KDM

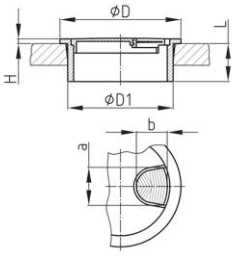

KDM

Bestellnummer *Order Number*	a *a* mm	b *b* mm	D *D* mm	D1 *D1* mm	H *H* mm	L *L* mm
KDM 66 / 59+1 / 22 E	24	21	66	59+1	1,3	22
KDM 88 / 79+1 / 22 E	29	26	88	79+1	1,3	22
KDM 66 / 59+1 / 22 C	24	21	66	59+1	1,3	22
KDM 88 / 79+1 / 22 C	29	26	88	79+1	1,3	22

Material
- Zink-Druckguß

Material
- *Zinc die casting*

Bestellhinweise
- C = Zinkdruckguss glanzverchromt
- E = Zinkdruckguss mit Edelstahl-Finishing (gebürstet)

Order informations
- *C = Zinc die-cast bright chrome-plated*
- *E = Zinc die-cast with brushed stainless steel finishing*

Gruppe / Group: KDW

Runde Kabeldurchführungen (3-teilig)
Round cable ducts (3 - parts)

Bestellnummer ***Order Number***	**a** ***a*** **mm**	**b** ***b*** **mm**	**D** ***D*** **mm**	**D1** ***D1*** **mm**	**H** ***H*** **mm**	**L** ***L*** **mm**
KDW 87 / 78,3 / 22	55	14	87	78,3	1	22

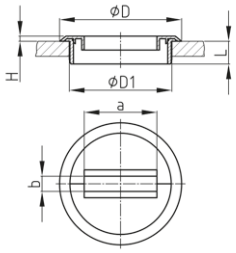

KDW

KDW

Standardfarben
- schwarz
- weiß
- lichtgrau RAL 7035

Standard Colours
- *black*
- *white*
- *light grey RAL 7035*

Material
- ABS

Material
- *ABS*

Gruppe / Group: KDL

Eckige Kabeldurchführungen (3-teilig)
Angular cable ducts (3-parts)

Bestellnummer ***Order Number***	**A** ***A*** **mm**	**a** ***a*** **mm**	**b** ***b*** **mm**	**D** ***D*** **mm**	**H** ***H*** **mm**	**L** ***L*** **mm**
KDL 95x95 / 78,3 / 22	95	55	14	78,3	3,5	22

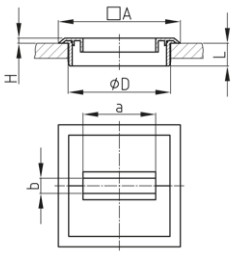

KDL

KDL

Standardfarben
- schwarz
- weiß
- lichtgrau RAL 7035

Standard Colours
- *black*
- *white*
- *light grey RAL 7035*

Material
- ABS

Material
- *ABS*

Gruppe / Group: HSD

Kabeldurchführungen
Cable ducts

HSD

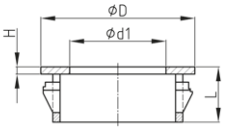

HSD

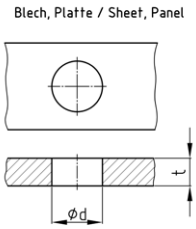

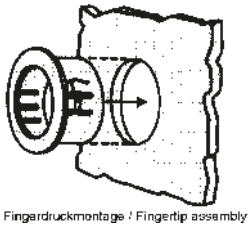

HSD

Bestellnummer *Order Number*	d *d* mm	d1 *d1* mm	D *D* mm	H *H* mm	L *L* mm	t max. *t max.* mm
HSD 2000	6,4	3,2	7,9	1,6	7,9	1,6
HSD 2010	7,9	4,8	9,5	1,6	7,9	1,6
HSD 2020	9,5	4,8	11,9	1,6	10,3	3,2
HSD 2030	9,5	6,4	11,9	1,6	10,3	3,2
HSD 2017	9,5	7,1	11,9	1,6	10,3	4,3
HSD 2038	11,1	6,4	13,5	1,6	10,3	3,2
HSD 2043	11,1	7,9	13,5	1,6	10,3	3,2
HSD 2058	12,7	6,4	14,7	1,6	10,3	3,2
HSD 2049	12,7	7,9	14,7	1,6	10,3	3,2
HSD 2053	12,7	9,5	14,7	1,6	10,3	3,2
HSD 2060	14,3	7,9	16,7	1,6	10,3	3,2
HSD 2063	14,3	9,5	16,7	1,6	10,3	3,2
HSD 2066	14,3	11,1	16,7	1,6	10,3	3,2
HSD 2070	15,9	11,1	18,2	1,6	10,3	3,2
HSD 2073	15,9	12,7	18,2	1,6	10,3	3,2
HSD 2830	15,9	12,7	17,9	1,6	13,5	6,4
HSD 2083	17,4	12,7	19,8	1,6	10,3	3,2
HSD 2086	17,4	14,3	19,8	1,6	10,3	3,2
HSD 2092	19,1	12,7	21,4	1,6	10,3	3,2
HSD 2093	19,1	14,3	21,4	1,6	10,3	3,2
HSD 2096	19,1	15,5	21,4	1,6	10,3	3,2
HSD 2100	20,6	14,3	22,6	1,6	10,3	3,2
HSD 2103	20,6	15,9	22,6	1,6	10,3	3,2
HSD 2113	22,2	11,1	24,2	1,6	11,5	3,2
HSD 2116	22,2	12,7	24,2	1,6	11,5	3,2
HSD 2123	22,2	15,9	24,2	1,6	11,5	3,2
HSD 2126	22,2	17,4	24,2	1,6	11,5	3,2
HSD 2140	25,4	19,1	28,6	1,6	11,5	3,2
HSD 2160	28	20,6	30,9	1,6	11,5	3,2
HSD 2163	28	22,2	30,9	1,6	11,5	3,2
HSD 2166	28	23,8	30,9	1,6	11,5	3,2
HSD 2182	30,1	23,8	33,3	1,6	11,5	3,2
HSD 2198	31,8	23,8	34,5	1,6	11,5	3,2
HSD 2201	31,8	25,4	34,5	1,6	11,5	3,2
HSD 2210	34,9	25,4	37,3	1,6	11,5	3,2
HSD 2233	38,1	27	40,9	1,6	11,5	3,2
HSD 2236	38,1	28,6	40,9	1,6	11,5	3,2
HSD 2240	38,1	33,3	40,9	1,6	11,5	3,2
HSD 2300	44,5	34,9	47,6	1,6	11,5	3,2
HSD 2400	50,8	41,3	54	1,6	11,5	3,2
HSD 2417	57,2	47,1	63,1	1,6	18,3	6,4
HSD 2420	63,5	50	67,5	1,6	18,3	6,4
HSD 2461	76,2	62,7	80,2	1,6	18,3	6,4
HSD 2479	101,6	88,4	105,9	1,6	18,3	6,4

Standardfarben
- schwarz

Material
- Polyamid 6.6 (PA 6.6)

Standard Colours
- *black*

Material
- *Polyamide 6.6 (PA 6.6)*

Gruppe / Group: HOT

Kabeldurchführungen, seitlich offen
Cable ducts, lateral open

HOT

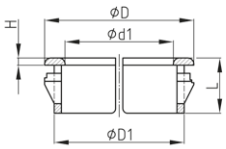

HOT

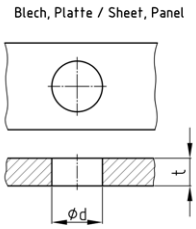

Bestellnummer *Order Number*	d *d* mm	d1 *d1* mm	D *D* mm	D1 *D1* mm	H *H* mm	L *L* mm	t max. *t max.* mm
HOT 2865	9,5	6,7	10,7	9,5	1,1	10,3	3,2
HOT 2867	11,1	7,9	12,3	11,3	1,6	10,3	3,2
HOT 2871	12,7	7,9	14,3	12,5	1,6	10,3	3,2
HOT 2869	14,3	9,9	16,3	14	1,6	10,3	3,2
HOT 2872	15,9	11,5	17,5	15,6	1,6	10,3	3,2
HOT 2873	19	13,9	20,2	18,7	1,6	10,3	3,2

Bestellnummer *Order Number*	d *d* mm	d1 *d1* mm	D *D* mm	D1 *D1* mm	H *H* mm	L *L* mm	t max. *t max.* mm
HOT 2874	22,2	17,1	23,4	22	1,6	10,3	3,2
HOT 2878	25,4	20,2	27	23,8	1,6	10,3	3,2
HOT 2879	27,8	22	28,6	27	1,6	10,3	3,2
HOT 2881	31,8	26,6	34,1	31,3	1,6	10,3	3,2
HOT 2882	34,9	29,8	37,3	34,6	1,6	10,3	3,2
HOT 2883	38,1	31,7	40,1	38,1	2	10,7	3,2

Standardfarben
- schwarz

Material
- Polyamid 6.6 (PA 6.6)

Standard Colours
- *black*

Material
- *Polyamide 6.6 (PA 6.6)*

Gruppe / Group: HUZ

Kabeldurchführungen
Cable ducts

HUZ

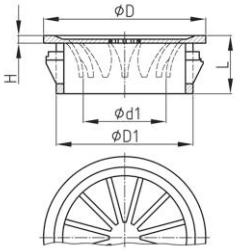

HUZ

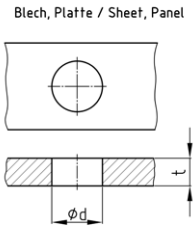



HUZ

Bestellnummer *Order Number*	d *d* mm	d1 *d1* mm	D *D* mm	D1 *D1* mm	H *H* mm	L *L* mm	t max. *t max.* mm
HUZ 2077	15,9	11,1	18,6	15,6	1,6	10,3	3,2
HUZ 2089	19	12,7	21,8	18,8	1,6	9,9	3,2
HUZ 2106	20,6	12,7	22,6	20,5	1,6	9,9	3,2
HUZ 2119	22,2	14,3	23,8	22,2	1,6	11,5	3,2

Bestellnummer *Order Number*	d *d* mm	d1 *d1* mm	D *D* mm	D1 *D1* mm	H *H* mm	L *L* mm	t max. *t max.* mm
HUZ 2137	25,4	19	27	25	1,6	11,5	3,2
HUZ 2157	27,8	20,6	29,4	22,7	1,6	11,5	3,2
HUZ 2184	34,9	25,4	36,5	34,4	1,6	11,5	3,2

Standardfarben
- schwarz

Material
- Polyamid 6.6 (PA 6.6)

Standard Colours
- *black*

Material
- *Polyamide 6.6 (PA 6.6)*

Gruppe / Group: KD

Kabeldurchführungstüllen
Grommets

KD

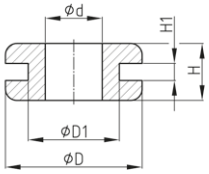

KD

Bestellnummer *Order Number*	d *d* mm	D *D* mm	D1 *D1* mm	H *H* mm	H1 *H1* mm
KD 701	4,5	9,5	6,5	6	1,2
KD 715	5	11	8	6	1,5
KD 702	6	11,5	8	6	1
KD 717	6	11,5	9	6	1,5
KD 707	6	12,7	9,8	8	2
KD 710	8	18	14	6	1
KD 209	8	14	10	5,5	1,5
KD 716	8	14	10	8	1,5
KD 703	9	16	11	6,5	1
KD 712	9	16	12	6,5	1,5
KD 1	10	18	13	5,5	1

Bestellnummer *Order Number*	d *d* mm	D *D* mm	D1 *D1* mm	H *H* mm	H1 *H1* mm
KD 711	10	18	12	8	1,2
KD 12	10	18	13	6	1,5
KD 709	10	17,5	12	7	2
KD 11	10	18	13	8	3
KD 704	10	18	12	11	4
KD 10	12	20	15	7	1,5
KD 9	12	20	15	7	2
KD 2	12	22	17	10	4
KD 3	13	21	16	7	1,5
KD 215	15	25	18	9	2
KD 6	16	25	20	7	1,5

Bestellnummer *Order Number*	d *d* mm	D *D* mm	D1 *D1* mm	H *H* mm	H1 *H1* mm
KD 7	16	25	20	7	2
KD 8	16	25	20	8	2,5
KD 216	16	30	24	11	3
KD 706 *	20	33	30	11	3
KD 223	23	39	29	10	1,5
KD 5	23	33	28	8	2
KD 323	23	39	29	10	3
KD 4	25	35	30	9	3
KD 332	32	46	38	11	3

Standardfarben
- schwarz RAL 9005

Material
- Weich-PVC (PVC-P), ca. 60 Shore A

Bestellhinweise
- *) = nur mit Kunststoffteller in den Farben schwarz und weiß

Standard Colours
- *black RAL 9005*

Material
- *Plasticised PVC (PVC-P), app. 60 Shore A*

Material
- *) = *only with plastic plate in the colours black and white*

Design: Ruth Reichel (b-plastic) & Marc-Daniel Kress (www.metamorphosis7.de)

© 2024 Walter Bethke GmbH & Co. KG | Kunststoffverarbeitung
Daimlerstraße 26–32 | Postfach 400169 | D-41181 Mönchengladbach
Fon +49(0)2166-9522-0 | Fax +49(0)2166-9522-666 | Mail: info@b-plastic.com

Unser gesamtes Angebot finden Sie auch tagesaktuell und direkt bestellbar in unserem Webshop
For our full range of products or to place direct orders, please visit our online shop
https://www.b-plastic.com

2024